

Makita®

GENERAL CATALOGUE 2020 - 2021



It's All The POWER You Need!

Safety Precautions

When using electric tools, basic safety precautions should always be followed to reduce the risk of fire, electric shock, and personal injury, including the following.

/// KEEP WORK AREA CLEAN.

Cluttered areas and benches invite injuries.

/// CONSIDER WORK AREA ENVIRONMENT.

Don't use power tools in damp or wet locations. Keep work area well lit. Don't expose power tools to rain. Don't use power tool in presence of flammable liquids or gases.

/// KEEP CHILDREN AWAY.

All visitors should be kept away from work area. Don't let visitors touch the tool or extension cord.

/// STORE IDLE TOOLS.

When not in use, tools should be stored in a dry, high of locked up place, out of reach of children.

/// DON'T FORCE THE TOOL.

It will do the job better and safer at the rate for which it was intended.

/// USE THE RIGHT TOOL.

Don't force small tools or attachments to do the job of a heavy-duty tool. Don't use tools for purposes not intended.

/// DRESS PROPERLY.

Don't wear loose clothing or jewelry. They can be caught in moving parts. Rubber gloves and non-skid footwear are recommended when working outdoors. Wear protective hair covering to contain long hair.

/// USE SAFETY GLASSES.

Also use face or dust mask if the cutting operation is dusty.

/// DON'T ABUSE THE CORD.

Never carry the tool by the cord or yank it to disconnect it from the socket. Keep the cord away from heat, oil, and sharp edges.

/// SECURE WORK.

Use clamps or a vise to hold the work. It's safer than using your hand and it frees both hands to operate the tool.

/// DON'T OVERREACH.

Keep proper footing and balance at all times.

/// MAINTAIN TOOLS WITH CARE.

Keep cutting tools sharp and clean for better and safer performance. Follow instructions for lubrication and changing accessories. Inspect tool cord periodically and if damaged, have it repaired by an authorized service facility. Inspect extension cords periodically and replace, if damaged. Keep handles dry, clean and free from oil and grease.

/// DISCONNECT TOOLS.

When not in use, before servicing and when changing accessories such as blades, bits and cutters.

/// REMOVE ADJUSTING KEYS AND WRENCHES.

Form the habit of checking to see that keys and adjusting wrenches are removed from the tool before turning it on.

/// AVOID UNINTENTIONAL STARTING.

Don't carry a plugged-in tool with a finger on the switch. Ensure switch is OFF when plugging in.

/// USE OUTDOOR EXTENSION CORDS.

When tool is used outdoors, use only extension cords intended for outdoor use.

/// STAY ALERT.

Watch what you are doing. Use common sense. Don't operate tool when you are tired.

/// CHECK DAMAGED PARTS.

Before further use of the tool, a guard or other part that is damaged should be carefully checked to determine that it will operate properly and perform its intended function. Check for alignment of moving parts, free running of moving parts, breakage of parts, mounting and any other conditions that may affect its operation. A guard or other part that is damaged should be properly repaired or replaced by an authorized service center unless otherwise indicated in this instruction manual. Have defective switches replaced by an authorized service facility. Don't use the tool if the switch does not turn it on and off.

/// GUARD AGAINST ELECTRIC SHOCK.

Avoid body contact with earthed or grounded surfaces (e.g. pipes, radiators, ranges, refrigerators).

/// REPLACEMENT PARTS.

When servicing a tool, use only identical replacement parts.

/// VOLTAGE WARNING:

Before connecting the tool to a power source (receptacle, outlet, etc.) Be sure the voltage supplied is the same as that specified on the nameplate of the tool. A power source with voltage greater than that specified for the tool can result in **SERIOUS INJURY** to the user *V* as well as damage to the tool. If in doubt, **DO NOT PLUG IN THE TOOL**. Using a power source with voltage less than the nameplate rating is harmful to the motor.

Note

- Makita reserves the right to change specifications of parts and accessories without notice.
- Items of standard equipment and specifications may vary by country or area.
- Net weight and dimensions may differ by the type of battery.
- Standard export color for motor housing is Makita industrial green (blue).
- Please state required voltage when ordering. These offers are subject to availability in each country. Actual product color may differ slightly from color reproduced here.
- The weight may differ depending on the attachment(s), including the battery cartridge. The lightest and heaviest combination, according to EPTA-Procedure 01/2014

Guarantee

Every Makita tool is thoroughly inspected and tested before leaving the factory. It is guaranteed against defective workmanship and materials. Should any trouble develop, return the **COMPLETE** tool prepaid to Makita or point of purchase. If inspection shows trouble is caused by defective workmanship of material, all repairs will be made without charge. The guarantee does not apply where repairs have been made or attempted by others; repairs are due to normal wear; the tool has been abused or in an accident; misuse is evident – caused by overloading the tool beyond its capacity, use of the tool after partial failure or use with improper accessories.

INDEX



DRILLING & FASTENING



IMPACT DRILLING & DEMOLITION



SAWING & CUTTING



GRINDING SANDING & POLISHING



PLANING & ROUTERING



CLEANING



Outdoor Power Equipment O.P.E



OTHER TOOLS



BATTERIES & CHARGERS



MT & MAKTEC SERIES

CHARGERS, BATTERIES & POWER SOURCE KITS	P.46 - 48
BATTERIES	
CHARGERS	
POWER SOURCE KITS	
CLEANING	P.15 - 16
DUST EXTRACTOR	
VACUUM CLEANER	
ROBOTIC CLEANER	
CUTTING & SAWING	P.26 - 30
BAND SAW	
CUTTER	
GROOVE CUTTER	
NIBBLER	
PORTABLE CUT-OFF	
SHEAR	
CHAIN SAW	
CIRCULAR SAW	
COMPOUND MITER SAW	
JIG SAW	
MITER SAW	
RECIPRO SAW	
SCROLL SAW	
SLIDE COMPOUND MITER SAW	
TABLE SAW	
DRILLING & FASTENING	P.17 - 21
DRILL	
IMPACT DRIVER	
IMPACT WRENCH	
SCREWDRIVER	
SHEAR WRENCH	
GRINDING, SANDERING & POLISHING	P.31 - 34
GRINDER	
POLISHER	
SANDER	
SANDER - POLISHER	
IMPACT DRILLING & DEMOLITION	P.22 - 25
BREAKER	
COMBINATION HAMMER	
DEMOLITION HAMMER	
HAMMER DRILL	
HAMMER DRIVER DRILL	
ROTARY HAMMER	
MT & MAKTEC SERIES	P.49 - 51
MT SERIES TOOLS	
MAKTEC SERIES TOOLS	
OPE (OUTDOOR POWER EQUIPMENT)	P.10 - 14
EARTH AUGER	
PRUNING SHEARS.	

OPE (OUTDOOR POWER EQUIPMENT)	P.10 - 14
WHEEL BARROW	
BLOWER	
BRUSHCUTTER	
CHAINSAW	
GARDEN SPRAYER	
GRASS SHEAR	
GRASS TRIMMER	
HEDGE TRIMMER	
LAWN MOWER	
MULTI - FUNCTION POWER HEAD	
STRING TRIMMER	
HEDGE TRIMMER	
POWER CUTTER	
POWER WASHER	
MIST BLOWER	
SPRAYER	
PUMP	
SPECIAL / OTHER TOOLS	P.37 - 40
COMBO KIT	
LED FLASHLIGHT	
CAULKING GUN	
COFFEE MAKER	
FAN	
FAN JACKET	
JOB SITE RADIO	
JOB SITE SPEAKER	
MULTI CUTTER	
MULTI TOOL	
REBAR TYING TOOL	
HEAT GUN	
POWER MIXER	
LASER DISTANCE	
LASER LEVEL	
MOTOR - ASSISTED BYCYCLE	
NAILER	
STAPLER	
PLANING & ROUTERING	P.35 - 36
PLANER	
PLATE JOINER	
POWER PLANER	
ROUTER	
SASH ROUTER	
TRIMMER	
COMBO KITS	P.41
SET TOOLS	P.42 - 45
ACCESSORIES	P.52 - 95
HAND TOOLS	P.96 - 103



MODEL	PAGE
1	
1100	35
1600	35
1804N	35
1805N	35
1806B	36
1911B	35
2	
2012NB	36
2107F	28
2414	28
2414NB	28
2416S	28
2703	30
3	
3501N	36
3600H	36
3601B	36
3612BR	36
3706	36
3710	36
4	
4100KB	26
4100NH	26
4100NH2	26
4107R	26
4131	27
4300BV	29
4304	29
4328	29
4350CT	29
4403	36
5	
5008MG	30
5012B	12
5016B	13
5057KB	27
5103N	30
5201N	30
5606B	29
5806B	30
6	
6010BVR	18
6016	18
6300LR	18
6301	18
6307	18
6401	18
6412	18
6501	18
6510LVR	18
6723DW	19
6904VH	21
6905B	21
6906	21
6910	21
6922NB	21
8	
8406	23
8416	23
8419B	23
8420	23
9	
9005N	32
9031	34
9045B	34
9046	34
906H	32
9105	33
9207SPB	33
9218PB	33
9218PBL	33
9218SB	34
9227C	33
9237CB	33
9404	34
9500NB	31
9520B	31
9533	31
9553B	31
9553BKX	31
9556HN	31
9556HP	31
9557HN	32
9558HN	32
9565C	32
9741	33
9902	34
A	
AF504Z	39
AT1022AZ	39
B	
BBY180Z	39
BC231UDWB	10, 45
BHX2500	13
BMR103B	40
BO3700	34

MODEL	PAGE
B	
BO4510H	34
BO4540	34
BO4556	34
BO4561	34
BO4901	34
BO5031	34
BO5041	34
C	
CA5000X	27
CC300DWE	26, 45
CF001GZ	9
CL106FDWYW	15, 45
CL106FDZW	15
CL111DWI	15, 45
CL114FDWI	15, 45
CL121DZ	16
CLX201	41
CLX202	41
CLX230X1	41
CP100DZ	38
DA3010	17
D	
DA332DZ	17
DA333DZ	17
DA4000LR	18
DBO180Z	34
DCC500Z	26
DCE090PT2	14, 44
DCE090Z	14
DCF102Z	39
DCF300Z	39
DCG180Z	38
DCL180Z	15
DCL184Z	16
DCL281FZW	16
DCM501Z	40
DCO180Z	36
DCO181Z	36
DCCS550Z	27
DCCS553RTJ	27, 43
DCCS553Z	27
DCU180Z	14
DDA350Z	17
DDF485Z	19
DDG460ZX7	13
DF001DW	19, 45
DF002GA201	8
DF002GZ	8
DF010DS	19, 45
DF331DWYE	19, 44
DF331DZ	19
DF332DWYE	19, 44
DF332DZ	19
DF333DWYE	19, 44
DF333DZ	19
DFJ206Z	39
DFJ207Z	40
DFJ212Z	40
DFJ213Z	40
DFJ214O	40
DFJ214Z	40
DFJ216Z	40
DFJ405Z	40
DFJ407Z	40
DFJ416Z	40
DFN350Z	39
DFS451Z	19
DFT024FNZ	19
DFT025FNZ	19
DFT045FNZ	19
DFT060FNZ	19
DFT085FNZ	19
DGA402RF	31, 43
DGA402Z	31
DGA406Z	31
DGA418Z	31
DGA700Z	31
DGA900Z	31
DGD800Z	32
DHK180Z	25
DHP453RFX2	22, 43
DHP453RFX4	22, 43
DHP453SFX8	22, 43
DHP453Z	22
DHP456Z	23
DHP458Z	23
DHP480RFE	23
DHP480Z	23
DHP481Z	23
DHP482Z	23
DHP484RFE	23, 43
DHP484Z	23
DHP485Z	22
DHR165Z	23
DHR241RFE	24, 43
DHR241SYE	24, 43

MODEL	PAGE
D	
DHR242Z	24
DHR400ZKN	25
DHS661Z	29
DHS710Z	29
DHS783Z	29
DHS900Z	29
DHW080ZK	14
DJN161Z	27
DJR185Z	28
DJR186Z	28
DJR187RF	28, 43
DJR187Z	28
DJS161Z	27
DJV180Z	29
DJV182RF	29, 43
DJV182Z	29
DK120Z	41
DKP180RF	35, 43
DKP180Z	35
DKP181Z	35
DLM380PM2	12, 44
DLM380Z	12
DLM432ZV	12
DLM460Z	12
DLM462Z	12
DLM530	12
DLM532Z	12
DLS111Z	30
DLW140Z	28
DML802Z	37
DML805Z	37
DML806Z	37
DML812Z	37
DML815Z	37
DMP180	39
DMR050Z	40
DMR114Z	40
DMR200Z	40
DMR202Z	40
DMR203Z	40
DP2010	18
DP4010	18
DP4700	18
DPB181Z	28
DPB182Z	28
DPB183Z	28
DPJ180Z	38
DPO500Z	33
DPO600RTE	33, 43
DPO600Z	33
DPP200ZK	38
DPT353Z	39
DRC200Z	16
DRT50SFX8	36, 43
DRT50Z	36
DRT50ZJX9	36, 43
DRV250Z	39
DS4010	18
DS4012	18
DSB180Z	33
DSC102Z	27
DSC250RT	27, 43
DSD180Z	29
DSL800RTE	34, 43
DSL800Z	34
DSP601Z	29
DSS611RF	29, 43
DSS611Z	29
DST121RFE	39, 44
DST121ZK	39
DST421RFE	39, 44
DST421ZK	39
DTD146Z	20
DTD152RF	20, 42
DTD152Z	20
DTD155RF	20, 42
DTD155Z	20
DTD156Z	20
DTD170Z	20
DTD171Z	20
DTL061Z	19
DTM50Z	38
DTR180Z	38
DTW1001Z	21
DTW1002Z	21
DTW190JX1	20, 42
DTW190RF	20, 42
DTW190SFX7	20, 42
DTW190Z	20
DTW251RF	20, 42
DTW251Z	20
DTW253Z	20
DTW285RFJX	21, 43
DTW285Z	21
DTW300Z	21
DTW700Z	21

MODEL	PAGE
D	
DTW701	21
DTW800Z	21
DUB182Z	13
DUB184Z	13
DUB185Z	13
DUB361Z	13
DUB362PT4X	13, 43
DUB362Z	13
DUB362ZV	13
DUB363Z	13
DUC122RF	12, 44
DUC254Z	12
DUC353Z	12
DUH604SZ	12
DUH651RF2	12, 44
DUH651Z	12
DUH754SZ	12
DUM604Z	12
DUN500WZ	11
DUN600LZ	11
DUP361ZN	11
DUR181DZ	11
DUR182Z	11
DUR187UZ	11
DUR191UR3T	11, 44
DUR191UZX3	11
DUR361URF2	11, 44
DUR361UZ	11
DUX18Z	10
DUX18ZX1	10
DUX60Z	10
DVC155LZX2	16
DVC157LZX3	16
DVC260Z	16
DVC261Z	16
DVC265ZX	16
DVC350Z	16
DVC660Z	16
DVC750LZ	16
DVC860LZ	16
DVC864LZ	16
DVFI54Z	14
DVP180Z	14
DWR180Z	21
E	
EA3503S40B	13
EB7660TH	14
EBH340U	11
EF1550RH	14
EK7651HX1	14
EM2500U	10
EM3400U	11
EPH1000X	14
EW120R	14
F	
FS2700	19
FS4000	20
G	
GA011GD201	9, 42
GA011GM201	9, 42
GA024GZ	9
GA026GZ	9
GA030GM201	9, 42
GA030GZ	9
GA032GM201	9, 42
GA032GZ	9
GA035GZ	9
GA036GZ	9
GA037GZ	9
GA038GZ	9
GA4040C	31
GA4050R	31
GA5020	32
GA6020	32
GA7001	32
GA7001L	32
GA7020	32
GA7050	32
GA7060R	32
GA9020	32
GB602W	33
GB801	33
GD0601	32
GD0603	32
GS5000	33
H	
HG5030	39
HG6530VK	39
HM001GZ	8
HM002GZ	8
HM0810TA	25
HM0871C	25
HM1111C	25
HM1201	25
HM1213C	25
HM1214C	25

MODEL	PAGE
H	
HM1306	25
HM1317C	25
HM1400	25
HM1812	25
HP001GD201	8, 42
HP001GZ	8
HP002GZ	8
HP1630	23
HP1630K	23
HP1640K	23
HP1640KX3	23
HP2050	23
HP331DWAX8	22, 44
HP331DWYE	22, 44
HP331DZ	22
HP332DWYE	22, 44
HP332DZ	22
HP333DWYE	22, 44
HR001GM201	8, 42
HR001GZ	8
HR003GM201	8, 42
HR003GZ	8
HR005GM201	8, 42
HR005GZ	8
HR006GZ	8
HR140DWYE1	24, 45
HR166DWYE1	24, 45
HR166DZ	24
HR1841F	24
HR2020	24
HR2432	24
HR2440	24
HR2460	24
HR2470X5	25
HR2631FX2	25
HR2651	25
HR2810	25
HR3001CJ	24
HR4002	24
HR4013C	24
HR4030C	24
HR4511C	24
HR5202C	24
HR5212C	24
HS002GZ	8
HS003GZ	8
HS004GM201	8, 42
HS004GZ	8
HS0600	30
HS7010	30
HW1200	14
HW1300	14
J	
JN1601	27
JN3201	27
JR001GM201	9, 42
JR001GZ	9
JR3050T	28
JR3051T	28
JS1601	27
JS1602	27
JS3201	27
JV101DWYE	29, 45
JV101DZ	29
JV103DZ	29
K	
KP0800X	35
L	
LB1200F	28
LC1230	28
LD030P	37
LD050P	37
LD080P	38
LD080PI	38
LS002GZ02	9
LS1018L	30
LS1040	30
LS1219L	30
LS1221	30
LS1440	30
LW1401	28
M	
M0600M	50
M0800M	50
M0801M	50
M0900M	50
M0910M	50
M0920M	50
M1100KM	51
M1902M	51
M2401M	50
M3600M	51
M3700M	51
M4000M	51
M4301M	50
M4302M	50

MODEL	PAGE
M	
M4500M	50
M5801M	50
M6200M	50
M6500M	50
M8103KM2M	50
M8600M	50
M8700M	50
M9000M	51
M9002M	51
M9200M	51
M9201M	51
M9202M	51
M9400M	51
M9504M	51
M9513M	51
M9800M	51
ML001GZ	9
ML105Z	37
MLT100	30
MP100DZ	39
MT620	51
MT910	51
MR052	40
N	
N1900B	35
N3701	36
N5900B	30
N9500N	31
NHP1300S	23
NHP1320S	23
P	
PC5001C	36
PDC01	37
PF0410	14
PF1010	14
PF1110	14
PJ7000	38
PM7650H	14
PO5000C	33
PW5001C	33
R	
RBC411U	11
RP0900	36
RP2301FC	36
RS001GZ	9
RS002GZ	9
S	
SA7000C	33
SC10DZ	27
SG151	27
SJ401	39
SK102Z	38
SK106GDZ	38
SK312GDZ	38
SKR200Z	38
SP6000	30
T	
TB131	19
TD001GD201	8, 42
TD001GZ	8
TD0101	20
TD020DSW	20, 45
TD090DWE	20, 45
TD110DWYE	20, 44
TD110DZ	20
TD111DWYE	20, 44
TD111DZ	20
TM3000C	38
TM30DWYE	38, 45
TW001GM201	8, 42
TW001GZ	8
TW004GD201	8, 42
TW004GZ	8
TW005GD201	8, 42
TW005GZ	8
TW0350	21
TW1000	21
TW140DWYEX	20, 44
TW140DZ	20
U	
UB100DZ	13
UB1100	13
UB1101	13
UB1102	13
UC4041A	13
UH650DWB	12, 45
UH6570X	12
UM600DWYE	11, 45
UM600DZ	11
UR100DZ	11
UR101CZ	11
UR180DW	11, 45
UR201CZ	11
UT1305	38
UX01GZ	9
UX01GZ02	9

MODEL	PAGE
V	
VC1310LX1	16
VC3210LX1	16
W	
WR100DWYE	21, 44
CORDLESS TOOLS CHARGERS & BATTERIES	
BATTERIES	
BL0710	47
BL1013	47
BL1016	47
BL1021B	47
BL1041B	47
BL1815G	47
BL1830B	47
BL1850B	47
BL1860B	47
BL4025	47
BL4040	47
BATTERY CONVERTER	
BCV02	48
CHARGERS	
DC10SB	47
DC10WA	47
DC10WD	47
DC18RC	48
DC18RD	48
DC18SE	48
DC18WA	47
DC40RA	48
POWER SOURCE KITS	
19999-4	48
MKP1RF181	48
MKP1RF182	48
MKP1RG184	48
MKP1RT181	48
MKP1SA122	48
MKP1WM122	48
MKP1WY122	48
MKP3PG184	48
MKP3PT182	48
MKPRT182	48
ACCESSORIES	
HSS-R Metal Drill Bit	53
HSS-G Metal Drill Bit	54
HSS-TIN Metal Drill Bit Economy	55
HSS-Co Metal Drill Bit	56
Drill Bit Sets	57
Step Drill Bit	58
Countersink Bit	58
Flat Bit	58
Single Spur Auger Bit	59
Self Feeding Bit	60
Forstner Bit	60
Glass Bit	60
Hole Saw	61 - 64
TCT Drill Bit	65 - 66
SDS-Plus Bullpoint	66
SDS-Plus Cold & Scalloping Chisel	66
Chuck & Adapter Set	66
SDS-Max TCT Drill Bit	66-71
Circular Saw Blade	72-73
Jigsaw Blade	74-75
Resipro Saw Blade	76
Board Cutter	77
Band Saw Blade	77
Nylon Brush Wheel	78
Grinding Wheel	79
Sharpening Stone	79
Depressed Grinding Wheel	80
Wheel Point	81
Flap Disc	81
Carbide Burrs	82
Abrasive Disc	83
Abrasive Belt	83
Diamond Polishing Pad	83
Wool Pad	84
Wool Bonnet	84
Adapter For Wool Bonnet Souble Side	84
Felt Pad	84
Sponge Pad	84
Diamond Wheel	85
Vacuum Brazed Diamond Core Bit	86
Vacuum Brazed Diamond Pin Drill	86
Offset Diamond Wheel	87
Planer Blade	88
Multi Tool Blades	89-95
HAND TOOLS	
Tape Measure	97
Wrenches	98-101
Screw Driver	102
Pliers	103

XGT

40V Li-ion max

High Power

Durability

Digital Communication



LED Worklight
ML002G / ML003G



Job Site Radio
MR001G / MR002G /
MR003G / MR004G



Flashlight
ML001G



Brad Nailer
FN001G



Fan
CF001G / CF002G



Hedge Trimmer
UH004G / UH005G / UH006G /
UH007G / UH008G / UH009G




Blower
UB001G



Earth Auger
DG001G



Grass Trimmer
UR002G / UR003G / UR006G /
UR007G / UR008G



XGT
40V Li-ion max

XGT X2
80V max

Rotary Hammer
HR006G



Demolition Hammer
HM002G



Battery

BL4020 (2.0Ah) BL4025 (2.5Ah)





Impact Driver
TD001G



Driver Drill
DF001G / DF002G



Hammer Driver Drill
HP001G / HP002G



Rotary Hammer
HR005G



Impact Wrench
TW001G / TW004G / TW005G /
TW007G / TW008G



Angle Drill
DA001G / DA002G



Demolition Hammer
HM001G



Combination Hammer
HR001G / HR002G /
HR003G / HR004G

Angle Grinder

GA003G / GA004G / GA005G / GA006G / GA007G / GA008G / GA011G /
GA012G / GA013G / GA014G / GA015G / GA016G / GA021G / GA022G /
GA023G / GA024G / GA025G / GA026G / GA027G / GA028G / GA029G /
GA030G / GA031G / GA032G / GA035G / GA036G / GA037G / GA038G

Circular Saw
HS003G / HS004G



Recipro Saw
JR001G



Multi Function
Power Head
UX01G



Cleaner
CL001G



Rear Handle Saw
RS001G / RS002G



Slide Compound Miter Saw
LS002G / LS003G



Charger


BL4040 (4.0Ah)



BL4050F (5.0Ah)



DC40RA



DC40RB



DC40RC



ADP10
Adapter for LXT Battery




40Vmax series movies

This movie was filmed in Japan.
Models and specs may vary by country.

TD001G 40V MAX

CORDLESS IMPACT DRIVER

TOOL MODEL AVAILABLE IN:
 * TD001GD201
 * TD001GZ



BL XPT


Capacity
 Machine Screw: M4 - M8 (5/32 - 5/16")
 Standard Bolt: M5 - M16 (3/16 - 5/8")
 High Strength Bolt: M5 - M14 (3/16 - 9/16")
 Coarse thread (in length): 22 - 125 mm (7/8 - 4-7/8")
 Hex Shank: 6.35 mm (1/4")
 No Load Speed (RPM): MAX: 3,700
 Impacts Per Minute (IPM): MAX: 4,400
 Max Fastening Torque: 220 N m (1,950 in.lbs.)
 Fastening Torque: Hard: 170 N m (1,510 in.lbs.)
 Mid: 50 N m (440 in.lbs.)
 Soft: 20 N m (180 in.lbs.)
 600 W
 Net weight: 1.7 - 2.0 kg (3.7 - 4.4 lbs.)

IMAGES SHOWN ARE FOR GRAPHIC PURPOSES ONLY.

TW001G 40V MAX

CORDLESS IMPACT WRENCH

TOOL MODEL AVAILABLE IN:
 * TW001GM201
 * TW001GZ



BL XPT


Fastening Capacities
 Standard Bolt: M12 - M36 (1/2 - 1-7/16")
 High Strength Bolt: M10 - M27 (3/8 - 1-1/16")
 Square Drive: 19 mm (3/4")
 No Load Speed (RPM): Max: 0 - 1,800 Hard: 1,400
 Mid: 1,150 Soft: 950
 Impacts Per Minute (IPM): Max: 0 - 2,500 Hard: 2,400
 Mid: 2,200 Soft: 1,900
 Max Fastening Torque: 1,800 N m (1,330 ft.lbs.)
 Nut-Busting Torque: 2,050 N m (1,510 ft.lbs.)
 Max Output: 700 W
 Net weight: 3.9 - 4.2 kg (8.6 - 9.3 lbs.)

IMAGES SHOWN ARE FOR GRAPHIC PURPOSES ONLY.

TW004G 40V MAX

CORDLESS IMPACT WRENCH

TOOL MODEL AVAILABLE IN:
 * TW004GD201
 * TW004GZ



BL XPT


Fastening Capacities
 Standard Bolt: M10 - M20 (3/8 - 3/4")
 High Strength Bolt: M10 - M16 (3/8 - 5/8")
 Square Drive: 12.7 mm (1/2")
 No Load Speed (RPM): Max: 0 - 3,200 Hard: 2,600
 Mid: 1,800 Soft: 1,000
 Impacts Per Minute (IPM): Max: 0 - 4,000 Hard: 3,400
 Mid: 2,600 Soft: 1,800
 Max Fastening Torque: 350 N m (260 ft.lbs.)
 Nut-Busting Torque: 630 N m (465 ft.lbs.)
 Max Output: 520 W
 Dimensions: 144 x 86 x 253 mm
 (L x W x H) (5-5/8 x 3-3/8 x 10")
 Net weight: 1.9 - 2.2 kg (4.2 - 4.9 lbs.)

IMAGES SHOWN ARE FOR GRAPHIC PURPOSES ONLY.

TW005G 40V MAX

CORDLESS IMPACT WRENCH

TOOL MODEL AVAILABLE IN:
 * TW005GD201
 * TW005GZ



BL XPT

Fastening Capacities
 Standard Bolt: M10 - M20 (3/8 - 3/4")
 High Strength Bolt: M10 - M16 (3/8 - 5/8")
 Square Drive: 12.7 mm (1/2")
 No Load Speed (RPM): Max: 0 - 3,200 Hard: 2,600
 Mid: 1,800 Soft: 1,000
 Impacts Per Minute (IPM): Max: 0 - 4,000 Hard: 3,400
 Mid: 2,600 Soft: 1,800
 Max Fastening Torque: 350 N m (260 ft.lbs.)
 Nut-Busting Torque: 630 N m (465 ft.lbs.)
 Max Output: 520 W
 Dimensions: 144 x 86 x 253 mm
 (L x W x H) (5-5/8 x 3-3/8 x 10")
 Net weight: 1.9 - 2.2 kg (4.2 - 4.9 lbs.)

IMAGES SHOWN ARE FOR GRAPHIC PURPOSES ONLY.

DF002G 40V MAX

CORDLESS DRIVER DRILL

TOOL MODEL AVAILABLE IN:
 * DF002GA201
 * DF002GZ



BL XPT

Wheel Diameter: 230 mm (9")
 Hole Diameter: 22.23 mm (7/8")
 Max Wheel Thickness: 6.5 mm (1/4")
 No Load Speed (RPM): 6,600
 Max Output: 1,700 W
 Dimensions: w/ BL4020 / BL4025: 497 x 250 x 156 mm
 (19-1/2 x 9-7/8 x 6-1/8")
 w/ BL4040: 509 x 250 x 164 mm
 (20 x 9-7/8 x 6-1/2")
 Net weight: 4.6 - 7.4 kg (10.1 - 16.3 lbs.)

IMAGES SHOWN ARE FOR GRAPHIC PURPOSES ONLY.

HP002G 40V MAX

CORDLESS HAMMER DRIVER DRILL

TOOL MODEL AVAILABLE IN:
 * HP002GZ



BL XPT


Capacity
 Steel: 13 mm (1/2")
 Wood: 38 mm (1-1/2")
 Masonry: 13 mm (1/2")
 Chuck Capacity: 1.5 - 13 mm (1/16 - 1/2")
 High: 0 - 33,000
 Low: 0 - 9,000
 Impacts Per Minute (IPM): High: 0 - 2,200
 Low: 0 - 600
 No Load Speed (RPM): High: 64 30 N m (570 in.lbs.)
 Low: 30 N m (270 in.lbs.)
 Max Fastening Torque: 65 N m (580 in.lbs.)
 Max Lock Torque: 750 W
 Max Output: 750 W
 Clutch Torque Setting: 1.0 - 5.0 N m (9 - 44 in.lbs.)
 Net weight: 2.0 - 2.6 kg (4.4 - 5.7 lbs.)

IMAGES SHOWN ARE FOR GRAPHIC PURPOSES ONLY.

HP001G 40V MAX

CORDLESS HAMMER DRIVER DRILL

TOOL MODEL AVAILABLE IN:
 * HP001GD201
 * HP001GZ



BL AFT XPT

Capacity
 Steel: 20 mm (13/16")
 Wood (Auger-Bit): 50 mm (2")
 Wood (Self-Feed Bit): 76 mm (3")
 Wood (Hole Saw): 152 mm (6")
 Masonry: 20 mm (13/16")
 Chuck Capacity: 1.5 - 13 mm (1/16 - 1/2")
 High: Low: 0 - 39,000 / 0 - 9,750
 No Load Speed (RPM): High / Low: 0 - 2,600 / 0 - 650
 Max Fastening Torque: Hard / Soft: 115 / 60 N m (1,020 / 530 in.lbs.)
 Max lock torque: 125 N m (1,100 in.lbs.)
 Peak Torque: 141 N m
 Dimensions: w/ BL4040: 182x86x282 mm
 (7-1/8"x3-3/8"x11-1/8")
 Net weight: 2.7 - 3 kg (5.9 - 6.7 lbs.)

IMAGES SHOWN ARE FOR GRAPHIC PURPOSES ONLY.

HR006G 40V MAX

CORDLESS ROTARY HAMMER

TOOL MODEL AVAILABLE IN:
 * HR006GZ



BL AFT AWS AVT SOFT XPT

Impact Energy: EPTA-Procedure 05/2009: 20.0 J
 Capacity: Concrete (w/ TCT Bit): 52 mm (2-1/16")
 Blows Per Minute (BPM): 1,100 - 2,250
 No Load Speed (RPM): 150 - 310
 Dimensions: w/ BL4040: 610 x 140 x 337 mm
 (L x W x H) (24 x 5-1/2 x 13-1/4")
 Net weight: 13.3 - 13.9 kg (29.3 - 30.6 lbs.)

IMAGES SHOWN ARE FOR GRAPHIC PURPOSES ONLY.

HR005G 40V MAX

CORDLESS ROTARY HAMMER

TOOL MODEL AVAILABLE IN:
 * HR005GM201
 * HR005GZ



BL AFT AWS AVT SOFT XPT

Impact Energy: EPTA-Procedure 05/2009: 8 J
 Our experimental conditions: 11.4 J
 Concrete (w/ TCT Bit): 40 mm (1-9/16")
 Concrete (w/ Core Bit): 105 mm (4-1/8")
 Capacity: 1,450 - 2,900
 Blows Per Minute (BPM): 250 - 500
 Sound Pressure Level: 91 dB(A)
 Sound Power Level: 102 dB(A)
 Dimensions: w/ BL4020 / BL4025: 484 x 115 x 286 mm
 (19 x 4-1/2 x 11-1/4")
 w/ BL4040: 500 x 115 x 286 mm
 (19-3/4 x 4-1/2 x 11-1/4")
 Net weight: 7.4 - 8.2 kg (16.3 - 18.1 lbs.)

IMAGES SHOWN ARE FOR GRAPHIC PURPOSES ONLY.

HR001G 40V MAX

CORDLESS COMBINATION HAMMER

TOOL MODEL AVAILABLE IN:
 * HR001GM201
 * HR001GZ



BL AFT AWS AVT SOFT XPT

Impact Energy: EPTA-Procedure 05/2009: 2.8 J
 Capacity: Concrete: 28 mm (1-1/8")
 Steel: 13 mm (1/2")
 Wood: 32 mm (1-1/4")
 Core Bit: 54 mm (2-1/8")
 Diamond Core Bit (Dry Type): 65 mm (2-9/16")
 Blows Per Minute (BPM): 0 - 5,000
 No Load Speed (RPM): 0 - 980
 Chuck Capacity: 1.5 - 13 mm (1/16 - 1/2")
 Dimensions: w/ BL4025: 358x121x232 mm
 (L x W x H) (14-1/8"x4-3/4"x9-1/8")
 Net weight: 3.9 - 4.6 kg (8.6 - 10.1 lbs.)

IMAGES SHOWN ARE FOR GRAPHIC PURPOSES ONLY.

HR003G 40V MAX

CORDLESS COMBINATION HAMMER

TOOL MODEL AVAILABLE IN:
 * HR003GM201
 * HR003GZ



BL AVT XPT

Impact Energy: EPTA-Procedure 05/2009: 2.8 J
 Capacity: Concrete: 28 mm (1-1/8")
 Steel: 13 mm (1/2")
 Wood: 32 mm (1-1/4")
 Core Bit: 54 mm (2-1/8")
 Diamond Core Bit (Dry Type): 65 mm (2-9/16")
 Blows Per Minute (BPM): 0 - 5,000
 No Load Speed (RPM): 0 - 980
 Chuck Capacity: 1.5 - 13 mm (1/16 - 1/2")
 Dimensions: w/ BL4025: 358x121x232 mm
 (L x W x H) (14-1/8"x4-3/4"x9-1/8")
 Net weight: 3.9 - 4.6 kg (8.6 - 10.1 lbs.)

IMAGES SHOWN ARE FOR GRAPHIC PURPOSES ONLY.

HM002G 40V MAX

CORDLESS DEMOLITION HAMMER

TOOL MODEL AVAILABLE IN:
 * HM002GZ



BL AWS AVT SOFT XPT

Impact Energy: EPTA-Procedure 05/2009: 20.0 J
 Blows Per Minute (BPM): 950 - 1,900
 Dimensions: w/ BL4040: 574 x 146 x 324 mm
 (22-5/8 x 5-3/4 x 12-3/4")
 Net weight: 12.0 - 13.4 kg (19.5 - 26.5 lbs.)

IMAGES SHOWN ARE FOR GRAPHIC PURPOSES ONLY.

HM001G 40V MAX

CORDLESS DEMOLITION HAMMER

TOOL MODEL AVAILABLE IN:
 * HM001GZ



BL AWS AVT SOFT XPT


Impact Energy: EPTA-Procedure 05/2009: 9.4 J
 Blows Per Minute (BPM): 0 - 2,600
 Sound Pressure Level: 89 dB(A)
 Sound Power Level: 100 dB(A)
 Dimensions: w/ BL4025: 480 x 112 x 257 mm
 (18-7/8 x 4-3/8 x 10-1/8")
 w/ BL4040: 495 x 112 x 257 mm
 (19-1/2 x 4-3/8 x 10-1/8")
 Net weight: 6.3 - 6.8 kg (13.9 - 15.0 lbs.)

IMAGES SHOWN ARE FOR GRAPHIC PURPOSES ONLY.

HS003G 40V MAX

CORDLESS CIRCULAR SAW

TOOL MODEL AVAILABLE IN:
 * HS003GZ



BL AWS ADT XPT


Blade Diameter: 190 / 185 mm (7-1/2 / 7-1/4")
 Hole Diameter: 15.88 / 20 / 30 mm (5/8 / 13/16 / 1-3/16")
 Max Cutting Capacity: 90°: 68.5 / 66 mm (2-11/16 / 2-5/8")
 45°: 47.5 / 45.5 mm (1-7/8 / 1-13/16")
 56°: 35.5 / 34 mm (1-3/8 / 1-5/16")
 No Load Speed (RPM): 6,000
 Max Output: 1,300 W
 Dimensions: w/ BL4020 / BL4025: 316 x 200 x 290 mm
 (L x W x H) (12-1/2 x 7-7/8 x 11-3/8")
 w/ BL4040: 331 x 200 x 290 mm
 (13 x 7-7/8 x 11-3/8")
 Net weight: 4.1 - 4.4 kg (9.0 - 9.7 lbs.)

IMAGES SHOWN ARE FOR GRAPHIC PURPOSES ONLY.

HS004G 40V MAX

CORDLESS CIRCULAR SAW

TOOL MODEL AVAILABLE IN:
 * HS004GM201
 * HS004GZ



BL AWS ADT XPT

Blade Diameter: 190 / 185 mm (7-1/2 / 7-1/4")
 Hole Diameter: 15.88 / 20 / 30 mm (5/8 / 13/16 / 1-3/16")
 Max Cutting Capacity: 90°: 62.5 / 60 mm (2-7/16 / 2-3/8")
 45°: 44.5 / 43 mm (1-3/4 / 1-11/16")
 48°: 42 / 41 mm (1-5/8 / 1-5/8")
 No Load Speed (RPM): 6,000
 Max Output: 1,300 W
 Dimensions: w/ BL4020 / BL4025: 322 x 210 x 290 mm
 (L x W x H) (12-5/8 x 8-1/4 x 11-3/8")
 w/ BL4040: 337 x 210 x 290 mm
 (13-1/4 x 8-1/4 x 11-3/8")
 Net weight: 4.4 - 4.7 kg (9.7 - 10.4 lbs.)

IMAGES SHOWN ARE FOR GRAPHIC PURPOSES ONLY.

RS002G 40V MAX

CORDLESS REAR HANDLE SAW

TOOL MODEL AVAILABLE IN:
 * RS002GZ



BL AWS XPT

Blade Diameter: 260 mm (10-1/4")
 Max Cutting Capacity: 90°: 95 mm (3-3/4")
 45°: 70 mm (2-3/4")
 56°: 54.5 mm (2-1/8")
 No Load Speed (RPM): 4,000
 Dimensions: 489 x 193 x 309 mm
 (L x W x H) (19-1/4 x 7-5/8 x 12-1/8")
 Net weight: 5.7 - 6.3 kg (13.0 - 13.9 lbs.)

IMAGES SHOWN ARE FOR GRAPHIC PURPOSES ONLY.

RS002G 40V MAX

CORDLESS REAR HANDLE SAW
 TOOL MODEL AVAILABLE IN:
 * RS002GZ



XGT BL AHS XPT

Blade Diameter 260 mm (10-1/4")
 Max Cutting Capacity 90°: 95 mm (3-3/4")
 45°: 70 mm (2-3/4")
 56°: 54.5 mm (2-1/8")
 No Load Speed (RPM) 4,000
 Dimensions 489 x 193 x 309 mm
 (L x W x H)
 Net weight 5.7 - 6.3 kg (13.0 - 13.9 lbs.)

IMAGES SHOWN ARE FOR GRAPHIC PURPOSES ONLY.

RS001G 40V MAX

CORDLESS REAR HANDLE SAW
 TOOL MODEL AVAILABLE IN:
 * RS001GZ




XGT BL ADT XPT

Blade Diameter 185 mm (7-1/4")
 Max Cutting Capacity 90°: 65 mm (2-9/16")
 45°: 45 mm (1-3/4")
 53°: 38 mm (1-1/2")
 No Load Speed (RPM) 6,400
 Dimensions 446 x 196 x 270 mm
 (L x W x H)
 Net weight 5.1 - 5.7 kg (11.2 - 12.6 lbs.)

IMAGES SHOWN ARE FOR GRAPHIC PURPOSES ONLY.

LS002G 40V MAX

CORDLESS SLIDE COMPOUND MITER SAW
 TOOL MODEL AVAILABLE IN:
 * LS002GZ02



XGT BL AHS DXT

Blade Diameter 216 mm (8-1/2")
 Hole Diameter 30 mm (1-3/16")
 European Countries: 25.4 mm (1")
 Others: 60° L / 60° R
 48° L / 48° R
 Miter Angle 60° L / 60° R
 Bevel Angle 48° L / 48° R
 No Load Speed (RPM) 4,800
 Max Output 1,000 W
 Dimensions 702 x 551 x 557 mm
 (L x W x H)
 Net weight 16.4 - 17.0 kg (36.2 - 37.6 lbs.)

IMAGES SHOWN ARE FOR GRAPHIC PURPOSES ONLY.

JR001G 40V MAX

CORDLESS RECIPRO SAW
 TOOL MODEL AVAILABLE IN:
 * JR001GM201
 * JR001GZ



XGT BL XPT

Length of Stroke 32 mm (1-1/4")
 Strokes Per Minute (SPM) HI: 0 - 3,000 Lo: 0 - 2,300
 Capacity Pipe: 130 mm (5-1/8")
 Wood: 255 mm (10")
 Cutting Boards: 18.0 m/s²
 Vibration Level 1.5 m/s²
 Vibration K Factor 1.5 m/s²
 Vibration Level Cutting Wooden Beams: 19.5 m/s²
 Vibration K Factor 2.0 m/s²
 Sound Pressure Level 85 dB(A)
 Sound Power Level 96 dB(A)
 Noise K Factor 3 dB(A)
 Dimensions w/ BL4020 / BL4025: 457 x 88 x 233 mm (18 x 3-1/2 x 9-1/8")
 w/ BL4040: 472 x 88 x 239 mm (18-5/8 x 3-1/2 x 9-3/8")
 Net weight 4.2 - 4.5 kg (9.3 - 9.9 lbs.)

IMAGES SHOWN ARE FOR GRAPHIC PURPOSES ONLY.

GA011G 40V MAX

CORDLESS ANGLE GRINDER
 TOOL MODEL AVAILABLE IN:
 * GA011GD201
 * GA011GM201



XGT BL AFT XPT

Wheel Diameter 100 mm (4")
 Hole Diameter 16 mm (5/8")
 Max Wheel Thickness 6.4 mm (1/4")
 No Load Speed (RPM) 8,500
 Max Output 1,100 W
 w/ BL4020 / BL4025: 398 x 117 x 150 mm
 (L x W x H)
 w/ BL4040: 410 x 117 x 162 mm
 (L x W x H)
 Net weight 2.8 - 3.4 kg (6.2 - 7.5 lbs.)

IMAGES SHOWN ARE FOR GRAPHIC PURPOSES ONLY.

GA024G 40V MAX

CORDLESS ANGLE GRINDER
 TOOL MODEL AVAILABLE IN:
 * GA024GZ



XGT BL AHS AFT XPT

Wheel Diameter 100 mm (4")
 Hole Diameter 16 mm (5/8")
 Max Wheel Thickness 6.4 mm (1/4")
 No Load Speed (RPM) 3,000 - 8,500
 Max Output 1,100 W
 w/ BL4020 / BL4025: 413 x 117 x 146 mm
 (L x W x H)
 w/ BL4040: 425 x 117 x 158 mm
 (L x W x H)
 Net weight 2.8 - 3.4 kg (6.2 - 7.5 lbs.)

IMAGES SHOWN ARE FOR GRAPHIC PURPOSES ONLY.

GA026G 40V MAX

CORDLESS ANGLE GRINDER
 TOOL MODEL AVAILABLE IN:
 * GA030GZ




XGT BL AHS AFT XPT

Wheel Diameter 125 mm (5")
 Hole Diameter 22.23 mm (7/8")
 Max Wheel Thickness 7.2 mm (9/32")
 No Load Speed (RPM) 3,000 - 8,500
 Max Output 1,100 W
 w/ BL4020 / BL4025: 413 x 140 x 152 mm
 (L x W x H)
 w/ BL4040: 425 x 140 x 165 mm
 (L x W x H)
 Net weight 2.9 - 4.4 kg (6.4 - 9.7 lbs.)

IMAGES SHOWN ARE FOR GRAPHIC PURPOSES ONLY.

GA030G 40V MAX

CORDLESS ANGLE GRINDER
 TOOL MODEL AVAILABLE IN:
 * GA030GM201
 * GA030GZ



XGT BL AHS AFT XPT

Wheel Diameter 100 mm (4")
 Hole Diameter 16 mm (5/8")
 Max Wheel Thickness 6.4 mm (1/4")
 No Load Speed (RPM) 3,000 - 8,500
 Max Output 1,100 W
 w/ BL4020 / BL4025: 413 x 117 x 146 mm
 (L x W x H)
 w/ BL4040: 425 x 117 x 158 mm
 (L x W x H)
 Net weight 2.8 - 3.4 kg (6.2 - 7.5 lbs.)

IMAGES SHOWN ARE FOR GRAPHIC PURPOSES ONLY.

GA032G 40V MAX

CORDLESS ANGLE GRINDER
 TOOL MODEL AVAILABLE IN:
 * GA032GM201
 * GA032GZ



XGT BL AHS AFT XPT

Wheel Diameter 125 mm (5")
 Hole Diameter 22.23 mm (7/8")
 Max Wheel Thickness 7.2 mm (9/32")
 No Load Speed (RPM) 3,000 - 8,500
 Max Output 1,100 W
 w/ BL4020 / BL4025: 413 x 140 x 152 mm
 (L x W x H)
 w/ BL4040: 425 x 140 x 165 mm
 (L x W x H)
 Net weight 3.0 - 4.4 kg (6.6 - 9.7 lbs.)

IMAGES SHOWN ARE FOR GRAPHIC PURPOSES ONLY.

GA035G 40V MAX

CORDLESS ANGLE GRINDER
 TOOL MODEL AVAILABLE IN:
 * GA035GZ



XGT BL AFT XPT

Wheel Diameter 150 mm (6")
 Hole Diameter 22.23 mm (7/8")
 Max Wheel Thickness 6.4 mm (1/4")
 No Load Speed (RPM) 8,500
 Max Output 1,100 W
 w/ BL4020 / BL4025: 398 x 171 x 156 mm
 (L x W x H)
 w/ BL4040: 410 x 171 x 168 mm
 (L x W x H)
 Net weight 3.0 - 3.7 kg (6.6 - 8.2 lbs.)

IMAGES SHOWN ARE FOR GRAPHIC PURPOSES ONLY.

GA036G 40V MAX

CORDLESS ANGLE GRINDER
 TOOL MODEL AVAILABLE IN:
 * GA036GZ



XGT BL AFT XPT

Wheel Diameter 150 mm (6")
 Hole Diameter 22.23 mm (7/8")
 Max Wheel Thickness 6.4 mm (1/4")
 No Load Speed (RPM) 8,500
 Max Output 1,100 W
 w/ BL4020 / BL4025: 398 x 171 x 156 mm
 (L x W x H)
 w/ BL4040: 410 x 171 x 168 mm
 (L x W x H)
 Net weight 3.0 - 3.7 kg (6.6 - 8.2 lbs.)

IMAGES SHOWN ARE FOR GRAPHIC PURPOSES ONLY.

GA037G 40V MAX

CORDLESS ANGLE GRINDER
 TOOL MODEL AVAILABLE IN:
 * GA037GZ



XGT BL AHS AFT XPT

Wheel Diameter 180 mm (7")
 Hole Diameter 22.23 mm (7/8")
 Max Wheel Thickness North America: 6.5 mm (1/4")
 Others: 7.2 mm (1/4")
 No Load Speed (RPM) 7,800
 Max Output 1,700 W
 w/ BL4020 / BL4025: 497 x 200 x 156 mm
 (L x W x H)
 w/ BL4040: 509 x 200 x 164 mm
 (L x W x H)
 Net weight 4.4 - 5.4 kg (9.7 - 11.9 lbs.)

IMAGES SHOWN ARE FOR GRAPHIC PURPOSES ONLY.

GA038G 40V MAX

CORDLESS ANGLE GRINDER
 TOOL MODEL AVAILABLE IN:
 * GA038GZ




XGT BL AHS AFT XPT

Wheel Diameter 230 mm (9")
 Hole Diameter 22.23 mm (7/8")
 Max Wheel Thickness 6.5 mm (1/4")
 No Load Speed (RPM) 6,600
 Max Output 1,700 W
 w/ BL4020 / BL4025: 497 x 250 x 156 mm
 (L x W x H)
 w/ BL4040: 509 x 250 x 164 mm
 (L x W x H)
 Net weight 4.6 - 7.4 kg (10.1 - 16.3 lbs.)

IMAGES SHOWN ARE FOR GRAPHIC PURPOSES ONLY.

UX01G 40V MAX

CORDLESS MULTI FUNCTION POWER HEAD
 TOOL MODEL AVAILABLE IN:
 * UX01GZ02
 * UX01GZ



XGT BL AFT XPT WG

No Load Speed (RPM) High: 0 - 9,700
 Medium: 0 - 8,200
 Low: 0 - 5,700
 Max Output 1.0 kW
 Dimensions 1,027 x 320 x 209 mm
 (L x W x H)
 Net weight 4.2 - 4.8 kg (9.3 - 10.6 lbs.)

IMAGES SHOWN ARE FOR GRAPHIC PURPOSES ONLY.

CF001G 40V MAX

CORDLESS FAN
 TOOL MODEL AVAILABLE IN:
 * CF001GZ



XGT

Continuous Use (min.) w/ BL4040 Low / Mid / High: 1,055 / 800 / 600
 w/ BL4025 Low / Mid / High: 665 / 500 / 370
 w/ oscillation High / Mid / Low: 190 / 150 / 120 m/min
 Max Air Velocity High / Mid / Low: 8.2 / 6.5 / 5.2 m³/min
 Air Flow 235 mm (9-1/4")
 Fan Diameter 143x333x463 mm
 Dimensions (L x W x H)
 Net weight 2.0 - 3.0 kg (4.4 - 6.6 lbs.)

IMAGES SHOWN ARE FOR GRAPHIC PURPOSES ONLY.

ML001G 40V MAX

CORDLESS FAN
 TOOL MODEL AVAILABLE IN:
 * ML001GZ



XGT XPT

Run Time (hrs) Up to: 55
 Luminous Flux 160 lm
 Illuminance at 1m from the light source: 3,000 lx
 Dimensions w/ BL4025: 281 x 88 x 121 mm
 (L x W x H)
 w/ BL4040: 287 x 88 x 136 mm
 (L x W x H)
 Net weight 0.28 - 1.3 kg (0.62 - 2.9 lbs.)

IMAGES SHOWN ARE FOR GRAPHIC PURPOSES ONLY.



OUTDOOR POWER EQUIPMENT



DUX18 18V

CORDLESS MULTI-FUNCTION POWER HEAD

TOOL MODEL AVAILABLE IN:
 * DUX18ZX1
 * DUX18Z

BL. AFT. XPT

No Load Speed (RPM)	High: 0 - 9,700 Low: 0 - 6,800
Max Output	470 W 1,011x320x216 mm
Dimensions (L x W x H)	977 x 225 x 175 mm (38-1/2 x 8-7/8 x 6-7/8")
Net weight	2.8 - 10.3 kg (6.2 - 22.7 lbs.)

IMAGES SHOWN ARE FOR GRAPHIC PURPOSES ONLY.

DUX60 18V

CORDLESS MULTI-FUNCTION POWER HEAD

TOOL MODEL AVAILABLE IN:
 * DUX60Z

BL. AFT

No Load Speed (RPM)	High: 0 - 9,700 Medium: 0 - 8,200 Low: 0 - 5,700
Dimensions (L x W x H)	1,011x320x216 mm (39-3/4"x12-5/8"x8-1/2")
Net weight	4.1 - 8.7 kg (8.9 - 19.2 lbs.)

IMAGES SHOWN ARE FOR GRAPHIC PURPOSES ONLY.

BC231U 36V

CORDLESS BRUSH CUTTER

TOOL MODEL AVAILABLE IN:
 * BC231UDWB

LITHIUM-ION BL.

No Load Speed (RPM)	High: 0-7,300 Low: 0-5,300
Spindle Size	M10 x 1.25LH
Sound Pressure Level	79.7 dB(A)
Sound Power Level	93.6 dB(A)
Vibration Level Left	1.4 m/s ²
Handle Vibration Level Right	1.1 m/s ²
Dimensions (L x W x H)	1,880x620x490 mm (74"x24-3/8"x19-1/4")
Max Output	0.50 kW
Net weight	7.1 kg (15.7 lbs)

IMAGES SHOWN ARE FOR GRAPHIC PURPOSES ONLY.

EM2500U

PETROL BRUSH CUTTER

Displacement	24.5 mL
Engine power	0.73 kW / 1.0 PS
Fuel Tank Capacity	0.4 L
Spindle Size	M8 x 1.25LH
Dimensions (L x W x H)	1,770x620x410 mm (69-3/4"x24-3/8"x16-1/8")
Net weight	4.5 kg (9.9 lbs.)

IMAGES SHOWN ARE FOR GRAPHIC PURPOSES ONLY.



EBH340U 4 - STROKE
PETROL BRUSH CUTTER



DISPLACEMENT 33.5 mL
ENGINE POWER 1.07 kW / 1.5 PS
FUEL TANK CAPACITY 0.65 L
SPINDLE SIZE M10 x 1.25 LH
DIMENSIONS (L x W x H) 1,900x645x510 mm (74-3/4"x25-3/8"x20")
NET WEIGHT 7.5 kg (16.5 lbs.)

IMAGES SHOWN ARE FOR GRAPHIC PURPOSES ONLY.


EM3400U
PETROL BRUSH CUTTER



DISPLACEMENT 34.0 mL
ENGINE POWER 1.15 kW / 1.6 PS
FUEL TANK CAPACITY 0.75 L
SPINDLE SIZE M10 x 1.25 LH
SOUND PRESSURE LEVEL 95 dB(A)
SOUND POWER LEVEL 109.1 dB(A)
VIBRATION LEVEL LEFT HANDLE 4.4 m/s²
VIBRATION LEVEL RIGHT HANDLE 4.1 m/s²
DIMENSIONS (L x W x H) 1,815x650x435 mm (71-1/2"x25-1/2"x17-1/8")
NET WEIGHT 6.4 kg (14.1 lbs.)

IMAGES SHOWN ARE FOR GRAPHIC PURPOSES ONLY.

RBC411U
PETROL BRUSH CUTTER



DISPLACEMENT 40.2 mL
ENGINE POWER 1.40 kW / 2.0 PS
FUEL TANK CAPACITY 1.1 L
SPINDLE SIZE M10 x 1.25 LH
DIMENSIONS (L x W x H) 1,710x670x430 mm (67-1/2"x26-3/8"x17")
NET WEIGHT 7.3 kg (16.1 lbs.)

IMAGES SHOWN ARE FOR GRAPHIC PURPOSES ONLY.

UR101C 18V
BATTERY POWERED GRASS TRIMMER



TOOL MODEL AVAILABLE IN:
* UR101CZ + PDC01

LXT BL ADT AFT XPT

Cutting Width
Metal Blade: 255 mm (10")
Trimmer Head: 430 mm (17")
Plastic Blade: 255 mm (10")
No Load Speed (RPM) Hi: 0-7,000
Med: 5,500
Lo: 4,600

Spindle Size M10 x 1.25 LH
Dimensions (L x W x H) 1,760x628x550 mm (69-1/4"x24-3/4"x21-5/8")
Net weight 5.4 kg (11.8 lbs.)

IMAGES SHOWN ARE FOR GRAPHIC PURPOSES ONLY.

UR201C 18V
BATTERY POWERED GRASS TRIMMER



TOOL MODEL AVAILABLE IN:
* UR201CZ + PDC01

LXT BL ADT AFT XPT

Cutting Width
Metal Blade: 255 mm (10")
Trimmer Head: 430 mm (17")
Plastic Blade: 255 mm (10")
No Load Speed (RPM) Hi: 0-7,000
Med: 5,500
Lo: 4,600

Spindle Size M10 x 1.25 LH
Dimensions (L x W x H) 1,740x400x269 mm (69-1/4"x15-3/4"x10-5/8")
Net weight 4.9 kg (10.7 lbs.)

IMAGES SHOWN ARE FOR GRAPHIC PURPOSES ONLY.

DUR182U 18V
CORDLESS GRASS TRIMMER



TOOL MODEL AVAILABLE IN:
* DUR182UZ

LXT BL XPT

Cutting Width
Trimmer Head: 300 mm (11-3/4")
Metal Blade: 230 mm (9")
No Load Speed (RPM) 3,500 - 6,000
Spindle Size M8 x 1.25 LH
Sound Pressure Level 79 dB(A)
Sound Power Level 90 dB(A)
Noise K Factor 7 dB(A)
Vibration Level Front / Rear: 2.5 / 2.5 m/s² or less
Vibration K Factor Front / Rear: 1.5 / 1.5 m/s²
Dimensions (L x W x H) 1,843 x 626 x 478 mm (72-1/2"x24-5/8"x18-3/4")
Max Run Time (min) w/ BL1830B: 90
Net weight 3.9 kg (8.5 lbs.)

IMAGES SHOWN ARE FOR GRAPHIC PURPOSES ONLY.

DUR187U 18V
CORDLESS GRASS TREEMER




TOOL MODEL AVAILABLE IN:
* DUR187UZ

LXT BL ADT XPT

Cutting Width
Nylon Cutting Head: 300 mm (11-3/4")
Plastic Blade: 255 mm (10")
No Load Speed (RPM) High / Med / Low / ADT Mode: 6,000 / 5,000 / 4,000 / 4,000 - 6,000
Spindle Size M8 x 1.25 LH
Sound Pressure Level Nylon Cutting Head: 74 dB(A)
Sound Power Level Nylon Cutting Head: 84 dB(A)
Vibration Level Front / Rear: 2.5 / 2.5 m/s² or less
Dimensions (L x W x H) 1,791x600x472 mm (70-1/2"x23-5/8"x18-5/8")
Max Run Time (min) Nylon Cutting Head, BL1860B: 168
Plastic Blade, BL1860B: 219
Net weight 3.2 - 3.5 kg (7.0 - 7.6 lbs.)

IMAGES SHOWN ARE FOR GRAPHIC PURPOSES ONLY.

DUR191U 18V
CORDLESS GRASS TRIMMER



TOOL MODEL AVAILABLE IN:
* DUR191URT3
* DUR191UZT3

LXT BL AFT ADT XPT

Cutting Width
Trimmer Head: 300 mm (11-3/4")
Metal Blade: 230 mm (9")
Plastic Blade: 230 mm (9")
No Load Speed (RPM) 3,500 - 6,000
Spindle Size M8 x 1.25 LH
Dimensions 1,834x610x473 mm (L x W x H) (72-1/4"x24"x18-5/8")
Net weight 3.3 - 3.7 kg (7.3 - 8.0 lbs.)

IMAGES SHOWN ARE FOR GRAPHIC PURPOSES ONLY.

DUR361U 18V
CORDLESS GRASS TRIMMER



TOOL MODEL AVAILABLE IN:
* DUR361URF2
* DUR361UZ

LXT BL XPT

Cutting Width Metal Blade: 230 mm (9")
No Load Speed (RPM) 3,500 - 7,300
Spindle Size M8 x 1.25 LH
Sound Pressure Level 82 dB(A)
Sound Power Level 94 dB(A)
Vibration Level Left / Right: 2.5 / 2.5 m/s²
Dimensions 1,816x600x458 mm (L x W x H) (71-1/2"x23-5/8"x18")
Max Run Time (min) w/ BL1840B: 155
Net weight 5.1 - 5.8 kg (11.3 - 12.7 lbs.)

IMAGES SHOWN ARE FOR GRAPHIC PURPOSES ONLY.

UR180D 18V
CORDLESS STRING TRIMMER




TOOL MODEL AVAILABLE IN:
* UR180DW

LITHIUM ION

Cutting Width
Trimmer Head: 260 mm (10-1/4")
No Load Speed (RPM) 7,800
Sound Pressure Level 81 dB(A)
Sound Power Level 88.5 dB(A)
Vibration Level 2.5 m/s² or less
Dimensions 1,229 - 1,433x267x186 - 257 mm (L x W x H) (48-1/2" - 56-1/2"x10-1/2"x7-3/8" - 10-1/8")
Net weight 2.1 - 2.2 kg (4.7 - 4.8 lbs.)

IMAGES SHOWN ARE FOR GRAPHIC PURPOSES ONLY.

UR100D 12V MAX
CORDLESS STRING TRIMMER



TOOL MODEL AVAILABLE IN:
* UR100DZ

XPT

Cutting Width
Nylon Cutting Head: 260 mm (10")
Plastic Blade: 230 mm (9")
No Load Speed (RPM) 10,000
Spindle Size M8 x 1.25 RH
Sound Pressure Level Nylon Cutting Head: 74 dB(A)
Vibration Level Front / Rear 2.5 / 2.5 m/s² or less
Plastic Blade: 2.5 / 2.5 m/s² or less
Dimensions 835 - 1,185x267x210 - 315 mm (L x W x H) (32-7/8" - 46-3/4"x10-1/2"x8-1/4" - 12-3/8")
Net weight 1.9 - 2.1 kg (4.3 - 4.6 lbs.)

IMAGES SHOWN ARE FOR GRAPHIC PURPOSES ONLY.

DUR181 18V
CORDLESS STRING TRIMMER



TOOL MODEL AVAILABLE IN:
* DUR181Z

LXT

Cutting Width
Trimmer Head: 260 mm (10-1/4")
No Load Speed (RPM) 7,800
Sound Pressure Level 82 dB(A)
Sound Power Level 88.5 dB(A)
Vibration Level 2.5 m/s² or less
Dimensions 1,229 - 1,433x267x186 - 257 mm (L x W x H) (48-1/2" - 56-1/2"x10-1/2"x7-3/8" - 10-1/8")
Net weight 2.8 - 3.1 kg (6.2 - 6.9 lbs.)

IMAGES SHOWN ARE FOR GRAPHIC PURPOSES ONLY.

DUN500W 18V
CORDLESS POLE HEDGE TRIMMER



TOOL MODEL AVAILABLE IN:
* DUN500WZ

LXT BL XPT

Blade Length 500 mm (19-3/4")
Max Cutting Capacity 23.5 mm (15/16")
Sound Pressure Level 81.5 dB(A)
Sound Power Level 92.5 dB(A)
Vibration Level 4.7 m/s²
Left hand (Front grip / Handle) 2.5 m/s² or less
Right hand (Rear grip) High / Med / Low: 4,400 / 3,600 / 2,000 (SPM)
Overall length 2,115 mm
Net weight 4.5 kg (9.9 lbs.)

IMAGES SHOWN ARE FOR GRAPHIC PURPOSES ONLY.

DUN600L 18V
CORDLESS POLE HEDGE TRIMMER



TOOL MODEL AVAILABLE IN:
* DUN600LZ

LXT BL XPT

Blade Length 600 mm (23-5/8")
Max Cutting Capacity 23.5 mm (15/16")
Sound Pressure Level 82.5 dB(A)
Sound Power Level 93.5 dB(A)
Vibration Level 3.8 m/s²
Left hand (Front grip / Handle) 2.7 m/s²
Right hand (Rear grip) High / Med / Low: 4,400 / 3,600 / 2,000 (SPM)
Overall length 2,050 mm
Net weight 4.4 kg (9.7 lbs.)

IMAGES SHOWN ARE FOR GRAPHIC PURPOSES ONLY.

DUP361 18V
CORDLESS PRUNING SHEAR




TOOL MODEL AVAILABLE IN:
* DUP361ZLN

LXT XPT

Capacity
Max cutting : 33 mm (1-5/16")
Max blade opening : 54 mm
Sound Pressure Level 70 dB(A) or less
Vibration Level 2.5 m/s² or less
Dimension (L x W x H) 305x43x106 mm (12"x1-11/16"x4-3/16")
Net weight 0.8 kg (1.8 lbs.)

IMAGES SHOWN ARE FOR GRAPHIC PURPOSES ONLY.

UM600D 12V MAX
CORDLESS GRASS SHEAR



TOOL MODEL AVAILABLE IN:
* UM600DWYE
* UM600DZ

XPT

Cutting Width 160 mm (6-5/16")
Depth Adjustment 15, 20, 25 mm (9/16", 13/16", 1")
Strokes Per Minute (SPM) 2,500
Sound Pressure Level 75 dB(A)
Vibration Level 2.5 m/s² or less
Dimensions 329x177x131 mm (L x W x H) (13"x7"x5-1/8")
Net weight 1.3 - 1.5 kg (2.8 - 3.3 lbs.)

IMAGES SHOWN ARE FOR GRAPHIC PURPOSES ONLY.



VARIABLE SPEED



BRAKE



CONSTANT SPEED



REVERSING



ELECTRONIC 3 SPEED



SOFT START



PRIMER PUMP



CAPACITOR DISCHARGE IGNITION



AUTO DECOMPRESSION

DUM604 18V 442

CORDLESS GRASS SHEAR
 TOOL MODEL AVAILABLE IN:
 * DUM604Z



LXT

Cutting Width 160 mm (6-5/16")
 Depth Adjustment 15, 20, 25 mm (9/16", 13/16", 1")

Strokes Per Minute (SPM) 2,500
 Sound Pressure Level 76 dB(A)
 Vibration Level 2.5 m/s² or less
 Dimensions 337x177x131 mm (L x W x H) (13-1/4"x7"x5-1/8")
 Net weight 1.4 - 1.8 kg (3.2 - 3.9 lbs.)

IMAGES SHOWN ARE FOR GRAPHIC PURPOSES ONLY.

DUH604S 18V

CORDLESS HEDGE TRIMMER
 TOOL MODEL AVAILABLE IN:
 * DUH604SZ



LXT BLA. XPT

Blade Length 600 mm (23-5/8")
 Max Cutting Capacity 23.5 mm (15/16")
 Sound Pressure Level 79.3 dB(A)
 Sound power level 90.3 dB(A)
 Vibration Level 2.5 m/s² or less
 Strokes Per Minute (SPM) Hi: 0 - 4,400
 Med: 0 - 3,600
 Lo: 0 - 2,000

Dimensions 1,057x280x147 mm (L x W x H) (41-1/2"x11"x5-3/4")
 Net weight 4.0 kg (8.8 lbs.)

IMAGES SHOWN ARE FOR GRAPHIC PURPOSES ONLY.

DUH754S 18V

CORDLESS HEDGE TRIMMER
 TOOL MODEL AVAILABLE IN:
 * DUH754SZ



LXT BLA. XPT


Blade Length 750 mm (29-1/2")
 Max Cutting Capacity 23.5 mm (15/16")
 Sound Pressure Level 80.6 dB(A)
 Sound power level 91.6 dB(A)
 Vibration Level 2.5 m/s² or less
 Strokes Per Minute (SPM) Hi: 0 - 4,400
 Med: 0 - 3,600
 Lo: 0 - 2,000

Dimensions 1,198x280x147 mm (L x W x H) (47-1/4"x11"x5-3/4")
 Net weight 4.1 kg (9.0 lbs.)

IMAGES SHOWN ARE FOR GRAPHIC PURPOSES ONLY.

DUH651 18V 442

CORDLESS HEDGE TRIMMER
 TOOL MODEL AVAILABLE IN:
 * DUH651RF2
 * DUH651Z




LXT XPT

Blade Length 650 mm (25-1/2")
 Strokes Per Minute (SPM) 2,000 - 3,600
 Tooth Spacing 36 mm (1-7/16")
 Sound Pressure Level 82 dB(A)
 Sound Power Level 91.1 dB(A)
 Vibration Level 2.5 m/s² or less
 Dimensions 1,135x225x200 mm (L x W x H) (44-3/4"x8-7/8"x7-7/8")
 Net weight 4.7 - 5.5 kg (10.3 - 12 lbs.)

IMAGES SHOWN ARE FOR GRAPHIC PURPOSES ONLY.

UH650D 36V 442

CORDLESS HEDGE TRIMMER
 TOOL MODEL AVAILABLE IN:
 * UH650DWB



LITHIUM-ION

Blade Length 650 mm (25-1/2")
 Strokes Per Minute (SPM) 2,000-3,600
 Tooth Spacing 36 mm (1-7/16")
 Sound Pressure Level 84.3 dB(A)
 Sound Power Level 92.3 dB(A)
 Vibration Level Front Grip 3.3 m/s²
 Vibration Level Rear Grip 3.0 m/s²
 Dimensions 1,150x220x190 mm (L x W x H) (45-1/4"x8-5/8"x7-1/2")
 Max Output 0.32 kW
 Net weight 5.2 - 5.3 kg (11.5 - 11.8 lbs.)

IMAGES SHOWN ARE FOR GRAPHIC PURPOSES ONLY.

UH6570 18V 419

HEDGE TRIMMER
 TOOL MODEL AVAILABLE IN:
 * UH6570X



Continuous rating input 550W
 Blade Length 650 mm (25-1/2")
 Strokes Per Minute (SPM) 3,200
 Tooth Spacing 18 mm (11/16")
 Sound Pressure Level 89.9 dB(A)
 Sound Power Level 97.9 dB(A)
 Vibration Level 6.7 m/s²
 Dimensions 1,042x223x206 mm (L x W x H) (41"x8-3/4"x8-1/8")
 Net weight 3.8 - 3.9 kg (8.4 - 8.5 lbs.)
 Power supply cord 0.3 m (0.98 ft)

IMAGES SHOWN ARE FOR GRAPHIC PURPOSES ONLY.

DLM380 18V

CORDLESS LAWN MOWER
 TOOL MODEL AVAILABLE IN:
 * DLM380PM2
 * DLM380Z



LXT XPT

Blade Type 2 Tooth, Rotary Type
 Cutting Width 380 mm (15")
 Cutting Height 25 - 75 mm (1" - 2-15/16")
 No Load Speed (RPM) 3,700
 Recommended mowing area w/ BL1830R x2: 270 - 540 m²
 Continuous Use (min.) w/ BL1830R x2: 17
 Sound Pressure Level 81 dB(A)
 Sound Power Level 93 dB(A)
 Vibration Level 2.5 m/s² or less
 Dimensions 1,145x445x1,023-1,070 mm (L x W x H) (45"x18-1/4"x40-1/4"-42")
 Net weight 14.5 kg (32.0 lbs.)

IMAGES SHOWN ARE FOR GRAPHIC PURPOSES ONLY.

DLM432 18V

CORDLESS LAWN MOWER
 TOOL MODEL AVAILABLE IN:
 * DLM432ZV



LXT XPT

Cutting Width 430 mm (17")
 Cutting Height 20 - 75 mm (13/16" - 2-15/16")
 No Load Speed (RPM) 3,600
 Dimensions 1,435-1,490x460x1,005-1,045 mm (L x W x H) (56-1/2"-58-3/4"x18-1/8"x39-1/2"-41-1/4")
 Net weight 16.8 - 17.5 kg (36.6 - 38.6 lbs.)

IMAGES SHOWN ARE FOR GRAPHIC PURPOSES ONLY.

DLM460 18V

CORDLESS LAWN MOWER
 TOOL MODEL AVAILABLE IN:
 * DLM460Z



LXT BLA. XPT

Cutting Width 460 mm (18")
 Cutting Height 20 - 75 mm (13/16" - 2-5/16")
 No Load Speed (RPM) 2,500 - 3,300
 Sound Pressure Level 79 dB(A)
 Sound Power Level 91 dB(A)
 Vibration Level 2.5 m/s² or less
 Dimensions 1,319-1,518x532x879-1,138 mm (L x W x H) (52"-59-3/4"x21"x34-1/2"-44-3/4")
 Net weight 25.3 - 27.6 kg (55.8 - 60.8 lbs.)

IMAGES SHOWN ARE FOR GRAPHIC PURPOSES ONLY.

DLM462 18V

CORDLESS LAWN MOWER
 TOOL MODEL AVAILABLE IN:
 * DLM462Z



LXT BLA. XPT

Cutting Width 460 mm (18")
 Cutting Height 20 - 100 mm (13/16" - 3-15/16")
 No Load Speed (RPM) 2,500 - 3,300
 Propelling speed 2.5 - 5.0 km/h
 Dimensions 1,410-1,690x535x980-1,190 mm (L x W x H) (55-1/2"-66-1/2"x21"x38-1/2"-46-3/4")
 Net weight 36.0 - 39.8 kg (79.4 - 87.7 lbs.)

IMAGES SHOWN ARE FOR GRAPHIC PURPOSES ONLY.

DLM530 18V

CORDLESS LAWN MOWER
 TOOL MODEL AVAILABLE IN:
 * DLM530Z



LXT BLA. XPT

Cutting Width 534 mm (21")
 Cutting Height 20 - 100 mm (13/16" - 3-15/16")
 No Load Speed (RPM) 2,500 - 3,300
 Dimensions 1,630-1,715x590x990-1,190 mm (L x W x H) (64"-67-1/2"x23-1/4"x39"-44-3/4")
 Net weight 35.9 - 39.7 kg (79.1 - 87.5 lbs.)

IMAGES SHOWN ARE FOR GRAPHIC PURPOSES ONLY.

DLM532 18V

CORDLESS LAWN MOWER
 TOOL MODEL AVAILABLE IN:
 * DLM532Z



LXT BLA. XPT

Cutting Width 534 mm (21")
 Cutting Height 20 - 100 mm (13/16" - 3-15/16")
 No Load Speed (RPM) 2,500 - 3,300
 Propelling speed 2.5 - 5.0 km/h
 Dimensions 1,630-1,715x590x990-1,190 mm (L x W x H) (64"-67-1/2"x23-1/4"x39"-44-3/4")
 Net weight 35.9 - 39.7 kg (79.1 - 87.5 lbs.)

IMAGES SHOWN ARE FOR GRAPHIC PURPOSES ONLY.

DUC122 18V 430

CORDLESS CHAIN SAW
 TOOL MODEL AVAILABLE IN:
 * DUC122RF



LXT

Guide Bar Length 115 mm (4-1/2")
 Chain Pitch 1/4"
 Chain Gauge 1.3 mm (0.05")
 Chain Speed 5.0 m/s (300 m/min) (980 FPM)
 Chain Oil Tank Volume 80 mL (2.7 US oz)
 Sound Pressure Level 84.6 dB(A)
 Sound Power Level 92.7 dB(A)
 Vibration Level Cutting Wood: 4.3 m/s²
 Dimensions 422x195x215 mm (L x W x H) (16-5/8"x7-5/8"x8-1/2")
 Net weight 2.6 kg (5.7 lbs.)

IMAGES SHOWN ARE FOR GRAPHIC PURPOSES ONLY.

DUC254 18V

CORDLESS CHAIN SAW
 TOOL MODEL AVAILABLE IN:
 * DUC254Z



LXT BLA. XPT

Guide Bar Length 250 mm (10")
 Cutting Length 254 mm
 Chain Pitch 1/4"
 Chain Gauge 1.3 mm (0.05")
 Chain Speed 0 - 22.5 m/s (0 - 1,350 m/min) (0 - 4,430 FPM)
 Chain Oil Tank Volume 140 mL (4.7 US oz)
 Sound Pressure Level 92.2 dB(A)
 Sound Power Level 103.2 dB(A)
 Vibration Level Cutting Wood: 4.1 m/s²
 Dimensions w/o Guide Bar: 258x184x191 mm (L x W x H) (10-1/8"x7-1/4"x7-1/2")
 Net weight 2.9 - 3.3 kg (6.3 - 7.3 lbs.)

IMAGES SHOWN ARE FOR GRAPHIC PURPOSES ONLY.

DUC353 18V

CORDLESS CHAIN SAW
 TOOL MODEL AVAILABLE IN:
 * DUC353Z



LXT BLA. XPT

Guide Bar Length 350 mm (14")
 Chain Pitch 3/8"
 Chain Gauge 1.1 / 1.3 mm (0.043" / 0.050")
 Chain Speed 0 - 20 m/s (0 - 1,200 m/min) (0 - 3,940 FPM)
 Chain Oil Tank Volume 200 mL
 Sound Pressure Level 87.7 dB(A)
 Sound Power Level 100.4 dB(A)
 Vibration Level Cutting Wood: 5.3 m/s²
 Dimensions 762x215x235 mm (L x W x H) (30"x8-1/2"x9-1/4")
 Net weight 4.6 - 5.5 kg (10.2 - 12.1 lbs.)

IMAGES SHOWN ARE FOR GRAPHIC PURPOSES ONLY.

5012B 153

CHAIN SAW



Continuous rating input 1,140W
 Chain speed per minute 1,600 m (5,240 ft)
 Guide Bar Length 300 mm (12")
 Saw chain Pitch: 3/8"
 Gauge: 0.050"
 Overall Length 560 mm (22")
 Net weight 4.4 kg (9.6 lbs.)
 Power supply cord 5.0 m (16.4 ft)

IMAGES SHOWN ARE FOR GRAPHIC PURPOSES ONLY.



DOUBLE INSULATION



VARIABLE SPEED



BRAKE



CONSTANT SPEED



REVERSING



ELECTRONIC 2 SPEED



ELECTRONIC 3 SPEED



TORQUE LIMITER



AUTO OILING



CHAIN BREAK




SOFT START



ANTI VIBRATION

5016B 153

CHAIN SAW




Continuous rating input 1,300W
Chain speed per minute 400 m (1,310 ft)
Guide Bar Length 405 mm (16")
Saw chain
Pitch: 3/8"
Gauge: 1.3 or 0.050"
Overall Length 750 mm (29-1/2")
Net weight 5.8 kg (12.7 lbs.)
Power supply cord 5.0 m (16.4 ft)

IMAGES SHOWN ARE FOR GRAPHIC PURPOSES ONLY.

UC4041A 132

CHAIN SAW



Continuous rating input 1,800W
Chain speed per minute 870 m (2,900 ft)
Guide Bar Length 400 mm (16")
Saw chain
Pitch: 3/8"
Gauge: 1.1 mm (0.043") / 1.3 mm (0.050")
Sound Pressure Level 90.3 dB(A)
Sound Power Level 101.3 dB(A)
Vibration Level 4.7 m/s²
Dimensions 455x245x200 mm (17-7/8"x9-5/8"x7-7/8")
Net weight 4.8 kg (10.5 lbs.)
Power supply cord 0.3 m (0.98 ft)

IMAGES SHOWN ARE FOR GRAPHIC PURPOSES ONLY.

EA3503S

PETROL CHAIN SAW

TOOL MODEL AVAILABLE IN:
* EA3503S40B



Saw chain
Pitch: 3/8"
Gauge: 1.1 mm (0.043") / 1.3 mm (0.050")
Displacement 35 mL
Engine power 1.7 kW / 2.4 PS
Fuel Tank Capacity 0.4 L
Chain Oil Tank Volume 0.29 L
Sound Pressure Level 100 dB(A)
Sound Power Level 110 dB(A)
Vibration Level Front Grip 4.9 m/s²
Vibration Level Rear Grip 5.0 m/s²
Dimensions 415x269x273 mm (16-3/8"x10-5/8"x10-3/4")
Net weight 4.5 kg (9.9 lbs.)

IMAGES SHOWN ARE FOR GRAPHIC PURPOSES ONLY.

DDG460 18V

CORDLESS EARTH AUGER

TOOL MODEL AVAILABLE IN:
* DDG460Z7



LXT BL ADT XPT

Capacity
Sandy Soil: 200 mm
Clay Soil: 150 mm
Chuck Capacity 2 - 13 mm (5/64 - 1/2")
No Load Speed (RPM) Hi: 0 - 1,400 / Lo: 0 - 350
Max Fastening Torque Hi: 48 N·m (430 in.lbs.)
Lo: 136 N·m (1,210 in.lbs.)
Max Output 1,350 W
Vibration Level 2.5 m/s² or less
Vibration K Factor 1.5 m/s²
Sound Pressure Level 85 dB(A)
Sound Power Level 96 dB(A)
Noise K Factor 3 dB(A)
Dimensions 840 x 607 x 223 mm (33 x 23-7/8 x 8-3/4")
Net Weight 7.3 - 8.2 kg (16.1 - 18.1 lbs.)

IMAGES SHOWN ARE FOR GRAPHIC PURPOSES ONLY.

UB100D 12V MAX

CORDLESS BLOWER

TOOL MODEL AVAILABLE IN:
* UB100DZ



CX

Max Air Volume 2.6 m³/min
Max Air Velocity 75 m/s
Avg. Air Velocity 62 m/s
Max Sealed Suction 4.0 kPa
No Load Speed (RPM) 0 - 15,800
Blowing Force 1.8 N
Sound Pressure Level 74 dB(A)
Noise K Factor 3 dB(A)
Dimensions w/ BL1016/BL1021B: 505 x 155 x 184 mm (19-7/8 x 6-1/8 x 7-1/4")
w/ BL1041B: 508 x 155 x 202 mm (20 x 6-1/8 x 8")
Net weight 1.4 - 1.9 kg (3.1 - 4.2 lbs.)

IMAGES SHOWN ARE FOR GRAPHIC PURPOSES ONLY.

DUB182 18V

CORDLESS BLOWER

TOOL MODEL AVAILABLE IN:
* DUB182Z



LXT

Air volume 2.6 m³/min
Air speed 80 m/s
Air Pressure 5.4 kPa (550 mmH2O)
No Load Speed (RPM) 0-18,000
Sound Pressure Level 85 dB(A)
Sound Power Level 95 dB(A)
Vibration Level 2.5 m/s²
Dimensions 525x155x212 mm (20-3/4"x6-1/8"x8-3/8")
Net weight 1.7 kg (3.7 lbs.)

IMAGES SHOWN ARE FOR GRAPHIC PURPOSES ONLY.

DUB184 18V

CORDLESS BLOWER

TOOL MODEL AVAILABLE IN:
* DUB184Z



LXT BL XPT

Max Air Volume 13.0 m³/min (459 CFM)
Max Air Velocity 52.1 m/s (116 MPH)
No Load Speed (RPM) 0 - 18,000
Blowing Force 10.9 N
Sound Pressure Level 86.6 dB(A)
Sound Power Level 93.5 dB(A)
Vibration Level 2.5 m/s² or less
Dimensions 825x160x285 mm (32-1/2"x6-5/16"x11-1/4")
Net weight 2.5 - 3.0 kg (5.4 - 6.7 lbs.)

IMAGES SHOWN ARE FOR GRAPHIC PURPOSES ONLY.

DUB185 18V

CORDLESS BLOWER

TOOL MODEL AVAILABLE IN:
* DUB185Z



LXT

Max Air Volume 3.2 m³/min
Max Air Velocity 98 m/s
Avg. Air Velocity 81 m/s
Max Sealed Suction 5.8 kPa
No Load Speed (RPM) 0 - 18,000
Blowing Force 3.1 N
Run Time (min) w/ BL1850(B) High / Mid / Low: 21 / 50 / 130
w/ BL1830(B) High / Mid / Low: 13 / 30 / 80
Sound Pressure Level 83 dB(A)
Sound Power Level 94 dB(A)
Dimensions 517 x 156 x 210 mm (20-3/8 x 6-1/8 x 8-1/4")
Net weight 1.6 - 2.1 kg (3.5 - 4.6 lbs.)

IMAGES SHOWN ARE FOR GRAPHIC PURPOSES ONLY.

DUB361 18V 430

CORDLESS BLOWER

TOOL MODEL AVAILABLE IN:
* DUB361Z



LXT XPT

Max Air Volume High: 4.4 m³/min (155 CFM)
Low: 2.6 m³/min (92 CFM)
Max Air Velocity High: 93 m/s (208 MPH)
Low: 57 m/s (128 MPH)
No Load Speed (RPM) High: 17,000
Low: 10,000
Sound Pressure Level 82.3 dB(A)
Sound Power Level 94.7 dB(A)
Vibration Level 2.5 m/s² or less
Dimensions 905x141x194 mm (35-5/8"x5-5/8"x7-5/8")
Net weight 3.1 - 3.2 kg (6.8 - 7.1 lbs.)

IMAGES SHOWN ARE FOR GRAPHIC PURPOSES ONLY.

DUB362 18V

CORDLESS BLOWER

TOOL MODEL AVAILABLE IN:
* DUB362PT4X
* DUB362ZV
* DUB362Z



LXT BL XPT


Max Air Volume 13.4 m³/min (473 CFM)
Max Air Velocity 54 m/s (120 MPH)
No Load Speed (RPM) 11,400 - 21,500
Sound Pressure Level 79.1 dB(A)
Sound Power Level 93.5 dB(A)
Vibration Level 2.5 m/s² or less
Dimensions w/ 3-Stage Telescopic Long Nozzle: 830/880/930x205x295 mm (32-3/4"/34-3/4"/36-5/8"x8-1/8"x11-5/8")
Net weight 3.5 - 4.2 kg (7.7 - 9.3 lbs.)

IMAGES SHOWN ARE FOR GRAPHIC PURPOSES ONLY.

DUB363 18V

CORDLESS BLOWER

TOOL MODEL AVAILABLE IN:
DUB363Z



LXT BL XPT

Max Air Volume 13.4 m³/min (473 CFM)
Max Air Velocity 65 m/s
No Load Speed (RPM) 0 - 7,850
Dimensions (L x W x H) w/ 3-Stage Telescopic Long Nozzle: 737/786/836x200x415 mm (29-1/4"/31"/33"x7-7/8"x16-3/8")
Net weight 4.3 - 6.6 kg (9.4 - 14.6 lbs.)

IMAGES SHOWN ARE FOR GRAPHIC PURPOSES ONLY.

UB1100 303

BLOWER



Continuous rating input 600W
Max Air Volume 2.8 m³/min
Max Air Velocity 51 m/s
Air Pressure 5.5 kPa
No Load Speed (RPM) 16,000
Vibration Level Operation w/o Load: 3.0 m/s²
Sound Pressure Level 86 dB(A)
Sound Power Level 97 dB(A)
Dimensions 480x170x180 mm (18-7/8"x6-11/16"x7-1/8")
Net weight 1.8 - 2.1 kg (4.0 - 4.5 lbs.)
Power supply cord 5.0 m (16.4 ft.)

IMAGES SHOWN ARE FOR GRAPHIC PURPOSES ONLY.

UB1101 303

BLOWER



Continuous rating input 600W
Max Air Volume 0 - 2.8 m³/min
Max Air Velocity 0 - 51 m/s
Air Pressure 0 - 5.5 kPa
No Load Speed (RPM) 0 - 16,000
Vibration Level Operation w/o Load: 3.0 m/s²
Sound Pressure Level 86 dB(A)
Sound Power Level 97 dB(A)
Dimensions 480x170x180 mm (18-7/8"x6-11/16"x7-1/8")
Net weight 1.8 - 2.1 kg (4.0 - 4.5 lbs.)
Power supply cord 5.0 m (16.4 ft.)

IMAGES SHOWN ARE FOR GRAPHIC PURPOSES ONLY.

UB1102 303

BLOWER



Continuous rating input 600W
Max Air Volume 4.1 m³/min
Max Air Velocity 91 m/s
Air Pressure 5.7 kPa
No Load Speed (RPM) 16,000
Vibration Level Operation w/o Load: 2.5 m/s²
Sound Pressure Level 83 dB(A)
Sound Power Level 94 dB(A)
Dimensions 479x185x178 mm (18-7/8"x7-1/4"x7")
Net weight 1.9 - 2.2 kg (4.3 - 4.8 lbs.)
Power supply cord 2.5 m (8.2 ft.)

IMAGES SHOWN ARE FOR GRAPHIC PURPOSES ONLY.

BHX2500 4 - STROKE

PETROL BLOWER



Displacement 24.5 mL
Power Rating 0.81 kW
Max Air Volume 10.1 m³/min (356 CFM)
Max Air Velocity 65 m/s (145 MPH)
Fuel Tank Capacity 0.52 L (17.6 oz.)
Sound Pressure Level 88.7 dB(A)
Sound Power Level 102 dB(A)
Vibration Level 5.2 m/s²
No Load Speed (RPM) 3,500 - 7,800
Dimensions 350x231x368 mm (13.8"x9.1"x14.5")
Net weight 4.5 kg (9.8 lbs.)

IMAGES SHOWN ARE FOR GRAPHIC PURPOSES ONLY.

EB7660TH 4 - STROKE

PETROL BLOWER



Displacement 75.6 mL
Power Rating 3.0 kW (4.1 PS)
Max Air Volume 20 m³/min (706 CFM)
Max Air Velocity 92 m/s (205 MPH)
Fuel Tank Capacity 1.9 L (64 oz.)
No Load Speed (RPM) 2,800 - 7,200
Max Torque 4.7 N·m
Sound Pressure Level 102.8 dB(A)
Sound Power Level 110.7 dB(A)
Vibration Level Right Handle
Long Pipe, Circular Nozzle: 2.3 m/s²
Dimensions 332x460x480 mm (13-1/8"x18-1/8"x18-7/8")
Net weight 11.9 - 12.1 kg (26.2 - 26.7 lbs.)

IMAGES SHOWN ARE FOR GRAPHIC PURPOSES ONLY.



EB7660TH 4 - STROKE
PETROL BLOWER



MMZ 

Displacement	75.6 mL
Power Rating	3.0 kW (4.1 PS)
Max Air Volume	20 m ³ /min (706 CFM)
Max Air Velocity	92 m/s (205 MPH)
Fuel Tank Capacity	1.9 L (64 oz.)
No Load Speed (RPM)	2,800 - 7,200
Max Torque	4.7 N·m
Sound Pressure Level	102.8 dB(A)
Sound Power Level	110.7 dB(A)
Vibration Level Right Handle	
Long Pipe, Circular Nozzle:	2.3 m/s ²
Dimensions (L x W x H)	332x460x480 mm (13-1/8"x18-1/8"x18-7/8")
Net weight	11.9 - 12.1 kg (26.2 - 26.7 lbs.)

IMAGES SHOWN ARE FOR GRAPHIC PURPOSES ONLY.

PM7650H PETROL MIST BLOWER



MMZ 

Displacement	75.6 mL
Fuel Tank Capacity	1.8 L
Max Air Volume	14.1 m ³ /min (497 CFM)
The velocity of the wind (w/o blower pipes)	85 m/s
Sound Pressure Level	98.3 dB(A)
Sound Power Level	110.7 dB(A)
Vibration Level	3.5 m/s ²
Dimensions (L x W x H)	420x440x595 mm (16-1/2"x17-1/4"x23-1/2")
Net weight	13.9 kg (30.6 lbs.)

IMAGES SHOWN ARE FOR GRAPHIC PURPOSES ONLY.

DVF154 18V
CORDLESS GARDEN SPRAYER




LXT 


TOOL MODEL AVAILABLE IN:
* DVF154Z

Max Pressure	0.3 MPa (3 kgf/cm ²)
Chemical tank	15 L
Dimensions (L x W x H)	345x235x525 mm (13-5/8"x9-1/4"x20-3/4")
Net weight	4.1 - 4.4 kg (9.1 - 9.7 lbs.)

IMAGES SHOWN ARE FOR GRAPHIC PURPOSES ONLY.

EF1550RH 4 - STROKE
PETROL GARDEN SPRAYER



MMZ 

Displacement	24.5 mL
Fuel Tank Capacity	0.5 L
Max Pressure	1.18 MPa (12 kgf/cm ²)
Chemical tank	15 L
Dimensions (L x W x H)	354x395x570 mm (13-5/8"x15-1/2"x22-1/2")
Net weight	7.4 kg (16.3 lbs.)

IMAGES SHOWN ARE FOR GRAPHIC PURPOSES ONLY.

DHW080 18V
CORDLESS HIGH PRESSURE WASHER




XGT  **BL**  **WG** 


TOOL MODEL AVAILABLE IN:
* DHW080ZK

Max Permissible Pressure	8.0 MPa
Regular Pressure	High / Low: 5.5 / 3.0 MPa
Max Water Flow	80 L/h (6.3 L/min)
Regular Flow	High / Low: 330 / 240 L/h (5.5 / 4.0 L/min)
Pump Speed (RPM)	High / Low: 3,450 / 2,390
Max Feed Temperature	40 °C (N/A °F)
Max Suction Height	1 m (3.3 ft.)
Max Run Time (min)	w/ BL1860B X2 High / Low: 15 / 34
High Pressure Hose Length	5 m (16 ft.)
Max Output	800 W
Tank	50 L
Dimensions (L x W x H)	438 x 218 x 269 mm (17-1/4 x 8-5/8 x 10-5/8")
Net weight	7.1 - 7.7 kg (15.6 - 17.0 lbs.)

IMAGES SHOWN ARE FOR GRAPHIC PURPOSES ONLY.

HW1200
HIGH PRESSURE WASHER



MMZ 

Continuous rating input	1,800W
Max Pressure	12 MPa (120 bar, 1,740 PSI)
Max Flow Rate	420 L/h
Max Feed Temperature	40 °C (104 °F)
High Pressure Hose Length	10 m (33 ft.)
Sound Pressure Level	72 dB(A)
Vibration Level	4.11 m/s ²
Dimensions (L x W x H)	292x358x830 mm (11-1/2"x14-1/8"x32-3/4")
Net weight	11 kg (24.3 lbs.)
Power supply cord	5.0 m (16.4 ft.)

IMAGES SHOWN ARE FOR GRAPHIC PURPOSES ONLY.

HW1300
HIGH PRESSURE WASHER



MMZ 

Continuous rating input	1,800W
Max Pressure	13 MPa (130 bar, 1,885 PSI)
Max Flow Rate	450 L/h
Max Feed Temperature	40 °C (104 °F)
High Pressure Hose Length	10 m (33 ft.)
Sound Pressure Level	76 dB(A)
Vibration Level	4.86 m/s ²
Dimensions (L x W x H)	292x358x830 mm (11-1/2"x14-1/8"x32-3/4")
Net weight	12.7 kg (28 lbs.)
Power supply cord	5.0 m (16.4 ft.)

IMAGES SHOWN ARE FOR GRAPHIC PURPOSES ONLY.

DVP180 18V
CORDLESS VACUUM PUMP



LXT 

TOOL MODEL AVAILABLE IN:
* DVP180Z

Flow rate	50 L/min
Ultimate vacuum	20 Pa (150 microns)
Motor speed	3,840 min ⁻¹
Oil Tank Capacity	115 mL
Inlet port	5/16"
Dimensions (L x W x H)	265x93x175 mm (10-3/8"x3-5/8"x6-7/8")
Net weight	3.5 kg

IMAGES SHOWN ARE FOR GRAPHIC PURPOSES ONLY.

EPH1000
4 - STROKE PUMP



MMZ 

TOOL MODEL AVAILABLE IN:
* EPH1000X

Displacement	33.5 mL
Suction & Discharge diameter	25.4 mm (1")
Total head	45 m (148 ft)
Max pumping capacity	130 L/min (34 gal/min)
Fuel Tank Capacity	0.65 L
Dimensions (L x W x H)	358 x 234 x 348 mm (14-1/8 x 9-1/4 x 13-3/4")
Net weight	7.5 kg (16.6 lbs.)

IMAGES SHOWN ARE FOR GRAPHIC PURPOSES ONLY.

EW120R 4 - STROKE PUMP





MMZ 

Engine model	EH025
Displacement	24.5 mL
Suction & Discharge diameter	25.4 mm (1")
Max pumping capacity	130 L/min (34 gal/min)
Total head	35 m (115 ft)
Fuel Tank Capacity	0.5 L
Dimensions (L x W x H)	333 x 213 x 319 mm (13-1/8 x 8-3/8 x 12-1/2")
Net weight	5.3 kg (11.7 lbs.)

IMAGES SHOWN ARE FOR GRAPHIC PURPOSES ONLY.

PF0410
SUBMERSIBLE PUMP





MMZ 

Continuous rating Input	400W
Suction & Discharge diameter	25mm (1")
Max. pumping capacity	140 L / min (37 gal/min)
Delivery head max	5m (16ft)
Submersion depth	5m (16ft)
Min. suction level	40mm (1-4/7")
Grain size Inlet	35mm (1-3/8")
Dimensions (L x W x H)	160x168x345mm (6-5/16"x6-5/8"x13-5/8")
Net weight	4.3kg (9.5lbs)
Power supply cord	10m (33ft)

IMAGES SHOWN ARE FOR GRAPHIC PURPOSES ONLY.

PF1010
SUBMERSIBLE PUMP



MMZ 

Continuous rating Input	1,100W
Suction & Discharge diameter	30mm (1-1/16")
Max. pumping capacity	240 L / min (63 gal/min)
Delivery head max	10m (33ft)
Submersion depth	5m (16ft)
Min. suction level	40mm (1-4/7")
Grain size Inlet	35mm (1-3/8")
Dimensions (L x W x H)	160x168x380mm (6-5/16"x6-5/8"x15")
Net weight	6.6kg (14.6lbs)
Power supply cord	10m (33ft)

IMAGES SHOWN ARE FOR GRAPHIC PURPOSES ONLY.

PF1110
SUBMERSIBLE PUMP



MMZ 

Continuous rating Input	1,100W
Suction & Discharge diameter	40mm (1-9/16")
Max. pumping capacity	250 L / min (66 gal/min)
Delivery head max	10m (33ft)
Submersion depth	5m (16ft)
Min. suction level	50mm (2")
Grain size Inlet	35mm (1-3/8")
Dimensions (L x W x H)	160x185x355mm (6-5/16"x7-1/4"x14")
Net weight	7.0kg (15.4lbs)
Power supply cord	10m (33ft)

IMAGES SHOWN ARE FOR GRAPHIC PURPOSES ONLY.

DCE090 18V
CORDLESS POWER CUTTER



LXT  **BL**  **AFT**  **XPT** 

TOOL MODEL AVAILABLE IN:
* DCE090T2
* DCE090Z

Wheel Diameter	230 mm (9")
Wheel Hole Diameter	22.23 mm (7/8")
Max Wheel Thickness	3.0 mm (1/8")
Max Cutting Capacity	88 mm (3-1/2")
No Load Speed (RPM)	6,600
Max Output	1,250 W
Vibration Level	Left / Right: 5.9 / 4.0 m/s ²
Vibration K Factor	Left / Right: 1.5 / 1.5 m/s ²
Sound Pressure Level	103 dB(A)
Sound Power Level	114 dB(A)
Noise K Factor	3 dB(A)
Dimensions (L x W x H)	554 x 241 x 283 mm (21-3/4 x 9-1/2 x 11-1/8")
Net weight	5.6 - 6.3 kg (12.3 - 13.9 lbs.)

IMAGES SHOWN ARE FOR GRAPHIC PURPOSES ONLY.

EK7651H
PETROL POWER CUTTER



MMZ 

TOOL MODEL AVAILABLE IN:
* EK7651HX1

Wheel Diameter	355 mm (14")
Engine	75.6 mL
Max cutting depth	122 mm (4-13/16")
No Load Speed (RPM)	4,300
Circumferential speed	80 m/s
Engine power	3.0 kW / 4.1 PS
Fuel Tank Capacity	1.1 L
Sound Pressure Level	92.7 dB(A)
Sound Power Level	104.6 dB(A)
Vibration Level Front Grip	2.7 m/s ²
Vibration Level Rear Grip	1.8 m/s ²
Dimensions (L x W x H)	780x310x455 mm (30-3/4"x12-1/4"x17-7/8")
Net weight	14.2 kg (31.3 lbs.)

IMAGES SHOWN ARE FOR GRAPHIC PURPOSES ONLY.

DCU180 18V
BATTERY POWERED WHEEL BARROW



LXT  **BL**  **XPT**  **ED** 

TOOL MODEL AVAILABLE IN:
* DCU180Z

Max Load Capacity	130 kg (290 lbs.)
Travelling Speed	Forward High: 0 - 3.5 km/h Forward Low: 0 - 1.5 km/h Reverse: 0 - 1 km/h
Max Climbing Capacity	12°
Dimensions (L x W x H)	with Carrier during operation: 1,315x1,060x900 mm (51-3/4"x41-3/4"x35-1/2")
Net weight	39.3 - 44.8 kg (86.5 - 98.7 lbs.)

IMAGES SHOWN ARE FOR GRAPHIC PURPOSES ONLY.




CLEANING & DUST EXTRACTOR



CL111D 10.8V

CORDLESS CLEANER
 TOOL MODEL AVAILABLE IN:
 * CL111DWI




LITHIUM-ION

Capacity	560 ml
Continuous Use (min.)	12
Max Air Flow	1.4 m ³ /min
Max Sealed Suction (water column)	3.4 kPa (350 mmH ₂ O)
Suction Power	21 W
Dimensions (L x W x H)	906x102x109 mm (35-3/4"x4"x4-1/4")
Net weight	0.94 kg (2.1 lbs.)

IMAGES SHOWN ARE FOR GRAPHIC PURPOSES ONLY.

CL106FD 12V MAX

CORDLESS CLEANER
 TOOL MODEL AVAILABLE IN:
 * CL106FDWYW
 * CL106FDZW



Li-Ion

Capacity	600 ml
Continuous Use (min.)	w/ BL1041B: 42
Max Air Flow	1.3 m ³ /min
Max Sealed Suction (water column)	3.1 kPa (316 mmH ₂ O)
Suction Power	19 W
Dimensions (L x W x H)	958x100x150 mm (37-3/4"x3-15/16"x5-7/8")
Net weight	1.0 - 1.1 kg (2.1 - 2.5 lbs.)

IMAGES SHOWN ARE FOR GRAPHIC PURPOSES ONLY.

CL114FD 12V MAX

CORDLESS CLEANER
 TOOL MODEL AVAILABLE IN:
 * CL114FDWI



Li-Ion

Capacity	Cloth Dust Bag: 500 ml Paper Dust Bag: 330 ml
Continuous Use (min.)	Powerful: 10 High: 18 Normal: 5
Max Air Flow	1.4 m ³ /min
Max Sealed Suction (water column)	5.0 kPa (510 mmH ₂ O)
Suction Power	Powerful: 35 High: 20 Normal: 5
Net weight	1.1 kg (2.4 lbs.)

IMAGES SHOWN ARE FOR GRAPHIC PURPOSES ONLY.

DCL180 18V

CORDLESS CLEANER
 TOOL MODEL AVAILABLE IN:
 * DCL180Z



Li-Ion

Capacity	650 ml
Continuous Use (min.)	w/ BL1830B: 20
Max Air Flow	1.4 m ³ /min
Max Sealed Suction (water column)	4.2 kPa (428 mmH ₂ O)
Suction Power	30 W
Dimensions (L x W x H)	999x114x152 mm (39-1/4"x4-1/2"x6")
Net weight	1.2 kg (2.7 lbs.)

IMAGES SHOWN ARE FOR GRAPHIC PURPOSES ONLY.

DCL281F 18V

CORDESS CLEANER
TOOL MODEL AVAILABLE IN:
 * DCL281FZW



LXT BL

Capacity	750 mL
Continuous Use (min.)	w/ BL1830B Max: 15 High: 20 Normal: 50
Max Air Flow	1.5 m ³ /min 8.2 kPa (820 mmH ₂ O) w/ Normal Filter
Dimensions (L x W x H)	Max: 60 W High: 45 W Normal: 15 W 1.016x1.13x1.54 mm (40"x4-7/16"x6-1/6")
Net weight	1.2 - 1.6 kg (2.7 - 3.5 lbs.)

IMAGES SHOWN ARE FOR GRAPHIC PURPOSES ONLY.

DRC200 18V

CORDESS ROBOTIC CLEANER
TOOL MODEL AVAILABLE IN:
 * DRC200Z



LXT BL ED 36V

Max cleaning area	w/ BL1850B x2: 500 m ² w/ BL1830B x2: 300 m ²
Max running speed	0.3 m/sec
Dust Box Capacity	2.5 L
Dimensions (L x W x H)	460x460x180 mm (18-1/8"x18-1/8"x7-1/8")
Net weight	7.8 kg (16.1 lbs.)

IMAGES SHOWN ARE FOR GRAPHIC PURPOSES ONLY.

DVC260 18V

CORDESS BACKPACK VACUUM
TOOL MODEL AVAILABLE IN:
 * DVC260Z




LXT BL ED 36V

Capacity	Filter bag / Paper dust bag: 2.0 / 2.0 L
Cloth dust bag:	1.5 L
Continuous Use (min.)	w/ BL1850B (High): 60 w/ BL1850B (Low): 90
Max Air Flow	1.5 m ³ /min
Max Sealed Suction	7.1 kPa (710 mmH ₂ O)
Vibration Level	Operation w/o Load: 2.5 m/s ² or less
Sound Pressure Level	70 dB(A) or less
Dimensions (L x W x H)	230x152x373 mm (9"x6"x14-3/4")
Net weight	3.8 - 4.3 kg (8.5 - 9.6 lbs)

IMAGES SHOWN ARE FOR GRAPHIC PURPOSES ONLY.

DVC261 18V

CORDESS BACKPACK VACUUM
TOOL MODEL AVAILABLE IN:
 * DVC261Z



LXT BL ED 36V

Capacity	Paper Dust Bag: 2.0 L Cloth Dust Bag: 1.5 L
Max Air Flow	w/ Hose complete 32-1.0: 2.2 m ³ /min w/ Hose Complete 28-1.0: 2.0 m ³ /min w/ Hose Complete 28-1.5: 1.8 m ³ /min
Max Sealed Suction	11 kPa
Suction Power	Max / High / Normal 11 kPa
Dimensions (L x W x H)	w/ Hose 32-1.0: 95 / 50 / 25 W w/ Hose 28-1.0: 90 / 45 / 25 W w/ Hose 28-1.5: 85 / 45 / 25 W
Net weight	Operation w/o Load: 2.5 m/s ² or less Sound Pressure Level 70 dB(A) or less 3.8 - 4.5 kg (8.5 - 9.9 lbs.)

IMAGES SHOWN ARE FOR GRAPHIC PURPOSES ONLY.

DVC265 18V

CORDESS BACKPACK VACUUM CLEANER
TOOL MODEL AVAILABLE IN:
 * DVC265ZX




LXT BL AWS

Capacity	Paper Dust Bag: 2.0 L Cloth Dust Bag: 1.5 L
Max Air Flow	w/ Hose complete 32-1.0: 2.2 m ³ /min w/ Hose Complete 28-1.0: 2.0 m ³ /min w/ Hose Complete 28-1.5: 1.8 m ³ /min
Max Sealed Suction	11 kPa
Suction Power	Max / High / Normal 11 kPa
Dimensions (L x W x H)	w/ Hose 32-1.0: 95 / 50 / 25 W w/ Hose 28-1.0: 90 / 45 / 25 W w/ Hose 28-1.5: 85 / 45 / 25 W
Net weight	Operation w/o Load: 2.5 m/s ² or less Sound Pressure Level 70 dB(A) or less 3.8 - 4.5 kg (8.5 - 9.9 lbs.)

IMAGES SHOWN ARE FOR GRAPHIC PURPOSES ONLY.

DVC660 18V

CORDESS BACKPACK VACUUM
TOOL MODEL AVAILABLE IN:
 * DVC660Z




LXT BL ED 36V

Capacity	Paper Dust Bag: 6.0 L Cloth Dust Bag: 5.5 L
Max Air Flow	w/ Hose complete 32-1.0: 2.2 m ³ /min w/ Hose Complete 28-1.0: 2.0 m ³ /min
Max Sealed Suction	11 kPa
Suction Power	Max / High / Normal 11 kPa
Dimensions (L x W x H)	w/ Hose 32-1.0: 95 / 50 / 25 W w/ Hose 28-1.0: 90 / 45 / 25 W
Net weight	Operation w/o Load: 2.5 m/s ² or less Sound Pressure Level 70 dB(A) or less 297x174x523 mm (11-3/4"x6-7/8"x20-5/8") 6.1 - 6.7 kg (13.4 - 14.8 lbs.)

IMAGES SHOWN ARE FOR GRAPHIC PURPOSES ONLY.

CL121D 12V MAX

CORDESS 3-SPEED CLEANER
TOOL MODEL AVAILABLE IN:
 * CL121DZ



CX

Capacity	Dust Bag: 500 mL Paper Pack: 330 mL
Max Air Flow	1.3 m ³ /min
Max Sealed Suction	4.6 kPa (470 mmH ₂ O)
Suction Power	Max / High / Normal: 28 / 19 / 5 W
Dimensions (L x W x H)	345x138x202 mm (13-5/8"x5-7/16"x8")
Net weight	1.7 - 1.8 kg (3.7 - 4.0 lbs.)

IMAGES SHOWN ARE FOR GRAPHIC PURPOSES ONLY.

DCL184 18V

CORDESS CLEANER
TOOL MODEL AVAILABLE IN:
 * DCL184Z



LXT

Capacity	Cloth Dust Bag: 500 mL Paper Dust Bag: 330 mL
Continuous Use (min.)	Max: 20 w/ BL1830B (min.): Hi: 30 Normal: 80
Max Air Flow	Max: 1.4 m ³ /min
Max Sealed Suction	5.4 kPa (550 mmH ₂ O)
Suction Power	Max: 38 W Hi: 23 W Normal: 5 W
Net weight	Blowing: 0.4 m ³ /min Blowing: 100 m/s 1.8 - 2.2 kg (4.0 - 4.9 lbs.)

IMAGES SHOWN ARE FOR GRAPHIC PURPOSES ONLY.

DVC350 18V

CORDESS VACUUM CLEANER
TOOL MODEL AVAILABLE IN:
 * DVC350Z



LXT

Max Air Flow	1.4 m ³ /min
Max Sealed Suction	6.0 kPa (612 mmH ₂ O)
Recoverable capacity	Dust: 3.0 L (0.8 gal) 273x195x226 mm
Dimensions (L x W x H)	(10-3/4"x7-5/8"x8-7/8")
Net weight	2.2 - 2.4 kg (4.8 - 5.3 lbs.)

IMAGES SHOWN ARE FOR GRAPHIC PURPOSES ONLY.

DVC750L 18V

CORDESS VACUUM CLEANER
TOOL MODEL AVAILABLE IN:
 * DVC750LZ



LXT BL XPT

Capacity	Dust: 7.5 L Water: 4.5 L
Max Air Flow	High: 6 m ³ /min Normal: 11.3 m ³ /min
Max Sealed Suction	High: 6.7 kPa Normal: 4.2 kPa
Suction Power	High: 50 W Normal: 25 W
Dimensions (L x W x H)	Vibration Level 2.5 m/s ² or less Sound Pressure Level 76 dB(A) 418x251x278 mm (16-1/2"x9-7/8"x11")
Net weight	4.3 - 4.6 kg (9.4 - 10.1 lbs.)

IMAGES SHOWN ARE FOR GRAPHIC PURPOSES ONLY.

DVC860L 18V

CORDESS VACUUM CLEANER
TOOL MODEL AVAILABLE IN:
 * DVC860LZ




LXT ED 36V

Capacity	Dust: 8 L Water: 6 L
Max Air Flow	AC / DC: 3.6 / 2.1 m ³ /min
Max Sealed Suction	AC / DC: 24 / 9 kPa
Suction Power	AC / DC: 320 / 25 - 70 W
Vibration Level	2.5 m/s ² or less
Sound Pressure Level	75 dB(A)
Dimensions (L x W x H)	366x334x368 mm (14-3/8"x13-1/8"x14-1/2")
Net weight	8.6 - 9.2 kg (19 - 20.3 lbs.)

IMAGES SHOWN ARE FOR GRAPHIC PURPOSES ONLY.

DVC864L 18V

CORDESS VACUUM CLEANER
TOOL MODEL AVAILABLE IN:
 * DVC864LZ




LXT ED 36V AWS XPT

Capacity	Dust: 8 L
Continuous Use (min.)	w/ BL1850B x2: 40
Max Air Flow	2.1 m ³ /min
Max Sealed Suction	9.8 kPa
Suction Power	90 W
Vibration Level	2.5 m/s ² or less
Sound Pressure Level	70 dB(A) or less
Dimensions (L x W x H)	366x334x368 mm (14-3/8"x13-1/8"x14-1/2")
Net weight	7.7 - 8.4 kg (17.1 - 18.4 lbs.)

IMAGES SHOWN ARE FOR GRAPHIC PURPOSES ONLY.

DVC155L 18V

CORDESS VACUUM CLEANER (WET & DRY)
TOOL MODEL AVAILABLE IN:
 * DVC155LX2



LXT BL XPT

Capacity	Dust: 15 L Water: 12 L
Continuous Use (min.)	w/ BL1860B: 100
Max Air Flow	2.1 m ³ /min
Max Sealed Suction	11 kPa
Suction Power	105 W
Vibration Level	2.5 m/s ² or less
Vibration K Factor	1.5 m/s ²
Sound Pressure Level	70 dB(A) or less
Noise K Factor	2.5 dB(A)
Dimensions (L x W x H)	366x334x421 mm (14-3/8"x13-1/8"x16-1/2")
Net weight	7.3 - 7.9 kg (16.1 - 17.4 lbs.)

IMAGES SHOWN ARE FOR GRAPHIC PURPOSES ONLY.

DVC157L 18V

CORDESS VACUUM CLEANER (DRY ONLY)
TOOL MODEL AVAILABLE IN:
 * DVC157LX3




LXT BL AWS XPT

Capacity	Dust: 15 L
Continuous Use (min.)	w/ BL1860B: 100
Max Air Flow	2.4 m ³ /min
Max Sealed Suction	11 kPa
Suction Power	110 W
Vibration Level	2.5 m/s ² or less
Vibration K Factor	1.5 m/s ²
Sound Pressure Level	70 dB(A) or less
Noise K Factor	2.5 dB(A)
Dimensions (L x W x H)	366 x 334 x 421 mm (14-3/8" x 13-1/8" x 16-1/2")
Net weight	8.0 - 8.6 kg (17.6 - 19.0 lbs.)

IMAGES SHOWN ARE FOR GRAPHIC PURPOSES ONLY.

VC1310L WET & DRY

VACUUM CLEANER
TOOL MODEL AVAILABLE IN:
 * VC1310LX1



Continuous rating input	1,050W
Max peak air flow	2.0 m ³ / min
Max Sealed Suction	22.0 kPa
(water column)	(2,240 mmH ₂ O)
Tank capacity	Dust: 13 L Water: 7 L
Dimensions (L x W x H)	366x334x420 mm (14-3/8"x13-1/8"x16-1/2")
Net weight	7.6 kg (21.2 lbs.)
Power supply cord	5.0 m (16.4 ft)

IMAGES SHOWN ARE FOR GRAPHIC PURPOSES ONLY.

VC3210L WET & DRY

VACUUM CLEANER
TOOL MODEL AVAILABLE IN:
 * VC3210LX1



Continuous rating input	1,050W
Max peak air flow	2.0 m ³ / min
Max Sealed Suction	22.0 kPa
(water column)	(2,240 mmH ₂ O)
Tank capacity	Dust: 32 L Water: 27 L
Dimensions (L x W x H)	552x398x685 mm (21-3/4"x15-5/8"x27")
Net weight	14.5 kg (32 lbs.)
Power supply cord	5.0 m (16.4 ft)

IMAGES SHOWN ARE FOR GRAPHIC PURPOSES ONLY.



DRILLING & FASTENING



DA332D 12V MAX

CORDLESS ANGLE DRILL
 TOOL MODEL AVAILABLE IN:
 * DA332DZ



FEATURES ☀️

Capacity	10 mm (3/8")
Steel:	12 mm (1/2")
Wood:	0 - 1,100
No Load Speed (RPM)	63 mm (2-1/2")
Head Height	23.5 mm (15/16")
Center Height	Drilling into Metal: 2.5 m/s ² or less
Vibration Level	70 dB(A) or less
Sound Pressure Level	w/ BL1016/BL1021B:
Dimensions	313x68x86 mm
(L x W x H)	(12-3/8"x2-11/16"x3-3/8")
Net weight	1.2 - 1.3 kg (2.6 - 2.9 lbs.)

IMAGES SHOWN ARE FOR GRAPHIC PURPOSES ONLY.

DA333D 12V MAX

CORDLESS ANGLE DRILL
 TOOL MODEL AVAILABLE IN:
 * DA333DZ



FEATURES ☀️

Capacity	10 mm (3/8")
Steel:	12 mm (1/2")
Wood:	0 - 1,100
No Load Speed (RPM)	84 mm (3-5/16")
Head Height	23.5 mm (15/16")
Center Height	Drilling into Metal: 3.0 m/s ² or less
Vibration Level	70 dB(A) or less
Sound Pressure Level	313x68x95 mm
Dimensions	(12-3/8"x2-11/16"x3-3/4")
(L x W x H)	1.2 - 1.4 kg (2.7 - 3.0 lbs.)
Net weight	

IMAGES SHOWN ARE FOR GRAPHIC PURPOSES ONLY.

DDA350 18V 440

CORDLESS ANGLE DRILL
 TOOL MODEL AVAILABLE IN:
 * DDA350Z



FEATURES ☀️

Capacity	10 mm (3/8")
Steel:	25 mm (1")
Wood:	0-1,800
No Load Speed (RPM)	314x79x115 mm
Dimensions	(12-3/8"x3-1/8"x4-1/2")
(L x W x H)	1.5 - 1.8 kg (4.1 - 3.4 lbs.)
Net weight	

IMAGES SHOWN ARE FOR GRAPHIC PURPOSES ONLY.

DA3010 419

ANGLE DRILL



FEATURES ☀️

Continuous rating input	450W
Capacity	
Steel:	10 mm (3/8")
Wood:	25 mm (1")
Chuck Capacity	1.5 - 10 mm (1/16 - 3/8")
No Load Speed (RPM)	0-2,400
Overall Length	270 mm (10-5/8")
Net weight	1.6 kg (3.5 lbs.)
Power supply cord	2.5 m (8.2 ft)

IMAGES SHOWN ARE FOR GRAPHIC PURPOSES ONLY.



DA3010 419

ANGLE DRILL



Continuous rating input 450W
Capacity
Steel: 10 mm (3/8")
Wood: 25 mm (1")
Chuck Capacity 1.5 - 10 mm (1/16 - 3/8")
No Load Speed (RPM) 0-2,400
Overall Length 270 mm (10-5/8")
Net weight 1.6 kg (3.5 lbs.)
Power supply cord 2.5 m (8.2 ft)

IMAGES SHOWN ARE FOR GRAPHIC PURPOSES ONLY.

6300LR 51

ANGLE DRILL



Continuous rating input 620W
Capacity
Steel: 13 mm (1/2")
Wood: 30 mm (1-1/8")
No Load Speed (RPM) High: 800
Low: 360
Overall Length 280 mm (11")
Net weight 2.9 kg (6.5 lbs.)
Power supply cord 2.5 m (8.5 ft)

IMAGES SHOWN ARE FOR GRAPHIC PURPOSES ONLY.

DA4000LR 303

ANGLE DRILL



Continuous rating input 710W
Capacity
Steel: 13 mm (1/2")
Wood (Self-Feed Bit) Hi: 65 mm (2-9/16")
Lo: 118 mm (4-5/8")
Wood (Hole Saw) Hi: 114 mm (4-1/2")
Lo: 152 mm (6")
Chuck Capacity 2 - 13 mm (1/16 - 1/2")
No Load Speed (RPM) Hi: 0-900
Lo: 0-400
Overall Length 413 mm (16-1/4")
Net weight 4 kg (8.9 lbs.)
Power supply cord 2.5 m (8.2 ft)

IMAGES SHOWN ARE FOR GRAPHIC PURPOSES ONLY.

DP2010 HIGH SPEED 419

DRILL



Continuous rating input 370W
Capacity
Steel: 6.5 mm (1/4")
Wood: 15 mm (9/16")
No Load Speed (RPM) 0 - 4,200
Dimensions 209x64x175 mm
(L x W x H)
(8-1/4"x2-1/2"x6-7/8")
Net weight DP2010: 1.0 kg (2.2 lbs.)
Power supply cord 2.0 m (6.6 ft)

IMAGES SHOWN ARE FOR GRAPHIC PURPOSES ONLY.

DP4010 2 - SPEED 419

DRILL



Continuous rating input 720W
Capacity
Steel Hi: 8 mm (5/16")
Steel Lo: 13 mm (1/2")
Wood Hi: 25 mm (1")
Wood Lo: 40 mm (1-9/16")
Chuck Capacity 1.5 - 13 mm (1/16 - 1/2")
No Load Speed (RPM) High: 0 - 2,900
Low: 0 - 1,200
Dimensions 347x70x220 mm
(L x W x H)
(13-5/8"x2-3/4"x8-5/8")
Net weight 2.3 kg (5 lbs.)
Power supply cord 2.5 m (8.2 ft)

IMAGES SHOWN ARE FOR GRAPHIC PURPOSES ONLY.

6501 HIGH SPEED 70

DRILL



Continuous rating input 230W
Capacity
Steel: 6.5 mm (1/4")
Wood: 9 mm (11/32")
No Load Speed (RPM) 4,500
Overall Length 206 mm (8-1/8")
Net weight 0.9 kg (2 lbs.)
Power supply cord 2.0 m (6.6 ft)

IMAGES SHOWN ARE FOR GRAPHIC PURPOSES ONLY.

6010BVR 64

DRILL




Continuous rating input 305W
Capacity
Steel: 10 mm (3/8")
Wood: 15 mm (5/8")
No Load Speed (RPM) 0 - 1,800
Overall Length 233 mm (9-1/4")
Net weight 1.5 kg (3.3 lbs.)
Power supply cord 2.5 m (8.2 ft)

IMAGES SHOWN ARE FOR GRAPHIC PURPOSES ONLY.

6401 106

DRILL



Continuous rating input 360W
Capacity
Steel: 10 mm (3/8")
Wood: 18 mm (3/4")
No Load Speed (RPM) 1,700
Overall Length 320 mm (12-5/8")
Net weight 2.2 kg (4.9 lbs.)
Power supply cord 2.5 m (8.2 ft)

IMAGES SHOWN ARE FOR GRAPHIC PURPOSES ONLY.

6510LVR 64

DRILL



Continuous rating input 330W
Capacity
Steel: 10 mm (3/8")
Wood: 18 mm (3/4")
No Load Speed (RPM) 0-1,200
Overall Length 242 mm (9-1/2")
Net weight 1.4 kg (3.1 lbs.)
Power supply cord 2.5 m (8.2 ft)

IMAGES SHOWN ARE FOR GRAPHIC PURPOSES ONLY.

6412 64

DRILL



Continuous rating input 450W
Capacity
Steel: 10 mm (3/8")
Wood: 25 mm (1")
No Load Speed (RPM) 0-3,400
Dimensions 228x64x183 mm
(L x W x H)
(9"x2-1/2"x7-1/4")
Net weight 1.3 kg (2.9 lbs.)
Power supply cord 2.0 m (6.6 ft)

IMAGES SHOWN ARE FOR GRAPHIC PURPOSES ONLY.

6301 106

DRILL



Continuous rating input 700W
Capacity
Steel: 13 mm (1/2")
Wood: 30 mm (1-1/8")
No Load Speed (RPM) 1,300
Overall Length 340 mm (13-3/8")
Net weight 2.8 kg (6.1 lbs.)
Power supply cord 2.5 m (8.2 ft)

IMAGES SHOWN ARE FOR GRAPHIC PURPOSES ONLY.

6307 419

DRILL



Continuous rating input 530W
Capacity
Steel: 13 mm (1/2")
Wood: 25 mm (1")
No Load Speed (RPM) 0 - 2,500
Overall Length 261 mm (10-1/4")
Net weight 1.4 kg (3.1 lbs.)
Power supply cord 2.5 m (8.2 ft)

IMAGES SHOWN ARE FOR GRAPHIC PURPOSES ONLY.

DP4700 64

DRILL




Continuous rating input 510W
Capacity
Steel: 13 mm (1/2")
Wood: 36 mm (1-3/8")
No Load Speed (RPM) 0-550
Overall Length 275 mm (10-7/8")
Net weight 2.2 kg (4.8 lbs.)
Power supply cord 2.5 m (8.2 ft)

IMAGES SHOWN ARE FOR GRAPHIC PURPOSES ONLY.

DS4010 411

DRILL



Continuous rating input 750W
Capacity
Steel: 13 mm (1/2")
Wood: 36 mm (1-7/16")
No Load Speed (RPM) 0 - 600
Dimensions 340 x 83 x 391 mm
(L x W x H)
(13-3/8 x 3-1/4 x 15-3/8")
Net weight 2.8 kg (6.2 lbs.)
Power supply cord 2.5 m (8.2 ft)

IMAGES SHOWN ARE FOR GRAPHIC PURPOSES ONLY.

DS4012 411

DRILL




Continuous rating input 750W
Capacity
Steel: 13 mm (1/2")
Wood: 36 mm (1-7/16")
No Load Speed (RPM) 0 - 600
Dimensions 340x83x390 mm
(L x W x H)
(13-3/8"x3-1/4"x15-3/8")
Net weight 2.8 kg (6.2 lbs.)
Power supply cord 2.5 m (8.2 ft)

IMAGES SHOWN ARE FOR GRAPHIC PURPOSES ONLY.

6016 51

DRILL



Continuous rating input 480W
Capacity
Steel: 16 mm (5/8")
Wood: 36 mm (1-3/8")
No Load Speed (RPM) 700
Overall Length 365 mm (14-3/8")
Net weight 4.4 kg (9.7 lbs.)
Power supply cord 2.5 m (8.2 ft)

IMAGES SHOWN ARE FOR GRAPHIC PURPOSES ONLY.



DOUBLE INSULATION



VARIABLE SPEED



BRAKE



REVERSING



KEYLESS CHUCK



MECHANICAL 2 SPEED



TORQUE LIMITER



BUILT-IN JOB LIGHT



CARRYING CASE

TB131

DRILL PRESS



Continuous rating input 250W
Capacity
Steel: 13 mm (1/2")
Wood: 24 mm (1 5/16")
No Load Speed (RPM)
570, 890, 1,300, 1,900, 2,670 (50 Hz),
690, 1,070, 1,560, 2,280, 3,200 (60 Hz)
Net weight 20 kg (44.1 lbs.)
Power supply cord 1.75 m (5.7 ft)

IMAGES SHOWN ARE FOR GRAPHIC PURPOSES ONLY.

DF010D 7.2V

CORDLESS DRIVER DRILL

TOOL MODEL AVAILABLE IN:
* DF010DS



LITHIUM-ION

Capacity
Steel: 5 mm (3/16")
Wood: 6 mm (1/4")
No Load Speed (RPM)
Hi: 600
Lo: 200
Max Fastening Torque
Hard: 5.6 N m
Soft: 3.6 N m
Max Lock Torque 5.0 N m (44 in.lbs.)
Dimensions
Pistol Style: 224 x 43 x 141 mm
(L x W x H)
8-7/8 x 1-11/16 x 5-9/16"
Straight Style: 279 x 43 mm
(L x W)
11 x 1-11/16"
Net weight 0.56 kg (1.23 lbs.)

IMAGES SHOWN ARE FOR GRAPHIC PURPOSES ONLY.

DF331D 12V MAX

CORDLESS DRIVER DRILL

TOOL MODEL AVAILABLE IN:
* DF331DWYE
* DF331DZ



Li-Ion

Capacity
Steel: 10 mm (3/8")
Wood: 21 mm (13/16")
Chuck Capacity 0.8 - 10 mm (1/32 - 3/8")
No Load Speed (RPM)
High / Low: 0 - 1,700 / 0 - 450
Max Fastening Torque
Hard / Soft: 30 / 14 N m (270 / 130 in.lbs.)
Max Lock Torque 28 N m (250 in.lbs.)
Vibration Level
Drilling into Metal: 2.5 m/s² or less
Vibration K Factor
Drilling into Metal: 1.5 m/s²
Sound Pressure Level 70 dB(A) or less
Noise K Factor 3 dB(A)
Max Output 170 W
Dimensions
189 x 66 x 209 mm
(7-7/16 x 2-5/8 x 8-1/4")
Net weight 1.1 - 1.3 kg (2.4 - 2.8 lbs.)

IMAGES SHOWN ARE FOR GRAPHIC PURPOSES ONLY.

DF332D 12V MAX

CORDLESS DRIVER DRILL

TOOL MODEL AVAILABLE IN:
* DF332DWYE
* DF332DZ



Li-Ion

Capacity
Steel: 10 mm (3/8")
Wood: 28 mm (1-1/8")
Chuck capacity 0.8 - 10 mm (1/32 - 3/8")
No Load Speed (RPM)
High: 0 - 1,500
Low: 0 - 450
Max Fastening Torque
Hard: 35 N m (310 in.lbs.)
Soft: 21 N m (190 in.lbs.)
Max lock torque 32 N m (280 in.lbs.)
Vibration Level
Drilling into Metal: 2.5 m/s² or less
Sound Pressure Level 72 dB(A)
Dimensions
154x66x217 mm
(6-1/16"x2-5/8"x8-1/2")
Net weight 1 - 1.2 kg (2.3 - 2.6 lbs.)

IMAGES SHOWN ARE FOR GRAPHIC PURPOSES ONLY.

DF333D 12V MAX

CORDLESS DRIVER DRILL

TOOL MODEL AVAILABLE IN:
* DF333DWYE
* DF333DZ



Li-Ion XPT

Capacity
Steel: 10 mm (3/8")
Wood: 21 mm (13/16")
Chuck capacity 0.8 - 10 mm (1/32 - 3/8")
No Load Speed (RPM)
Hi: 0 - 1,700
Lo: 0 - 450
Max Fastening Torque
Hard: 30 N m (270 in.lbs.)
Soft: 14 N m (130 in.lbs.)
Max lock torque 28 N m (250 in.lbs.)
Dimensions
w/ BL1016/BL1021B:
179x66x212 mm
(L x W x H)
(7"-x2-5/8"x8-3/8")
Net weight 1.1 - 1.2 kg (2.4 - 2.7 lbs.)

IMAGES SHOWN ARE FOR GRAPHIC PURPOSES ONLY.

DDF485 18V

CORDLESS DRIVER DRILL

TOOL MODEL AVAILABLE IN:
* DDF485Z



Li-Ion XPT

Capacity
Steel: 13 mm (1/2")
Wood: 38 mm (1-1/2")
Chuck Capacity 1.5 - 13 mm (1/16 - 1/2")
No Load Speed (RPM)
High: 0 - 1,900
Low: 0 - 500
Max Fastening Torque
Hard: 50 N m (440 in.lbs.)
Soft: 27 N m (240 in.lbs.)
Max lock torque 50 N m (440 in.lbs.)
Vibration Level
Drilling into Metal: 2.5 m/s² or less
Sound Pressure Level 74 dB(A)
Dimensions
w/ BL1830B / BL1840B / BL1850B / BL1860B:
169x79x255 mm
(7-1/8"x3-1/8"x10")
(L x W x H)
Net weight 1.4 - 1.7 kg (3.1 - 3.8 lbs.)

IMAGES SHOWN ARE FOR GRAPHIC PURPOSES ONLY.

6723D 4.8V

CORDLESS SCREWDRIVER

TOOL MODEL AVAILABLE IN:
* 6723DW



Ni-Cd

No load speed (rpm) 220
Max. fastening torque 4.5N m (40in.lbs)
Dimensions 292x49x60mm
(L x W x H) (11-1/2"x1-15/16"x2-3/8")
Net weight 0.42kg (0.93lbs)

IMAGES SHOWN ARE FOR GRAPHIC PURPOSES ONLY.

DF001D 3.6V

IN-LINE CORDLESS SCREWDRIVER

TOOL MODEL AVAILABLE IN:
* DF001DW



LITHIUM-ION

Fastening Capacities
Wood Screw: ø3.8 x 32 mm (1/8" x 1-1/4")
No Load Speed (RPM) 220
Max Fastening Torque Hard: 4.0 N m (35 in.lbs.)
Soft: 3.0 N m (27 in.lbs.)
Max lock torque 6.0 N m (53 in.lbs.)
Vibration Level
Screwdriving w/o Impact: 2.5 m/s² or less
Sound Pressure Level 70 dB(A) or less
Charging Time (hours) 3 - 5
Dimensions
Straight Style: 287x47x51 mm
(11-1/4"x1-7/8"x2")
Pistol Style: 205x47x51 mm
(8-1/8"x1-7/8"x2")
Net weight 0.36 kg (0.79 lbs.)

IMAGES SHOWN ARE FOR GRAPHIC PURPOSES ONLY.

DTL061 18V

CORDLESS ANGLE SCREWDRIVER

TOOL MODEL AVAILABLE IN:
* DTL061Z



Li-Ion


Capacity
Machine Screw: M4 - M8 (5/32" - 5/16")
Standard Bolt: M4 - M12 (5/32" - 1/2")
High Strength Bolt: M4 - M8 (5/32" - 5/16")
Coarse thread (in length): 22 - 75 mm (7/8" - 2-31/32")
Hex Shank 6.35 mm (1/4")
No Load Speed (RPM) 0 - 2,000
Impacts Per Minute (IPM) 0 - 3,000
Max Fastening Torque 60 N m (530 in.lbs.)
Dimensions 387x78x116 mm
(L x W x H) (15-1/4"x3-1/16"x4-9/16")
Net weight 1.4 - 2 kg (3.1 - 4.3 lbs.)

IMAGES SHOWN ARE FOR GRAPHIC PURPOSES ONLY.

DFS451 18V 440

CORDLESS DRYWALL SCREWDRIVER

TOOL MODEL AVAILABLE IN:
* DFS451Z



Li-Ion

Capacity
Drywall Screw: 4 mm (5/32")
Driving Shank (Hex) 6.35 mm (1/4")
No Load Speed (RPM) 0 - 4,000
Vibration Level
Screwdriving w/o Impact: 2.5 m/s² or less
Sound Pressure Level 71 dB(A)
Dimensions 281x80x241 mm
(L x W x H) (11-1/8"x3-1/8"x9-1/2")
Net weight 1.5 - 1.8 kg (3.2 - 4.0 lbs.)

IMAGES SHOWN ARE FOR GRAPHIC PURPOSES ONLY.

DFT045F 14.4V

CORDLESS SCREWDRIVER

TOOL MODEL AVAILABLE IN:
* DFT045FNZ



Li-Ion

Driving Shank (Hex) 6.35 mm (1/4")
No Load Speed (RPM) 150 - 900
Fastening Torque 1 - 4 N m (9 - 35 in.lbs.)
Vibration Level
Screwdriving w/o Impact: 2.5 m/s² or less
Vibration K Factor
Screwdriving w/o Impact: 1.5 m/s²
Sound Pressure Level 70 dB(A) or less
Noise K Factor 3 dB(A)
Dimensions 159 x 72 x 232 mm
(L x W x H) (6-1/4 x 2-13/16 x 9-1/8")
Net weight 1.1 - 1.3 kg (2.4 - 2.9 lbs.)

IMAGES SHOWN ARE FOR GRAPHIC PURPOSES ONLY.

DFT085F 14.4V

CORDLESS SCREWDRIVER

TOOL MODEL AVAILABLE IN:
* DFT085FNZ



Li-Ion

Driving Shank (Hex) 6.35 mm (1/4")
No Load Speed (RPM) 150 - 900
Fastening Torque 3 - 8 N m (27 - 71 in.lbs.)
Vibration Level
Screwdriving w/o Impact: 2.5 m/s² or less
Vibration K Factor
Screwdriving w/o Impact: 1.5 m/s²
Sound Pressure Level 70 dB(A) or less
Noise K Factor dB(A)
Dimensions 190 x 72 x 237 mm
(L x W x H) (7-1/2 x 2-13/16 x 9-3/8")
Net weight 1.3 - 1.8 kg (2.8 - 3.9 lbs.)

IMAGES SHOWN ARE FOR GRAPHIC PURPOSES ONLY.

DFT024F 18V

CORDLESS SCREWDRIVER

TOOL MODEL AVAILABLE IN:
* DFT024FNZ



Li-Ion

Driving Shank (Hex) 6.35 mm (1/4")
No Load Speed (RPM) 260 - 1,600
Fastening Torque 0.5 - 2 N m (4 - 18 in.lbs.)
Max Output 340 W
Vibration Level
Screwdriving w/o Impact: 2.5 m/s² or less
Vibration K Factor
Screwdriving w/o Impact: 1.5 m/s²
Sound Pressure Level 70 dB(A) or less
Noise K Factor 3 dB(A)
Dimensions 161 x 75 x 258 mm
(L x W x H) (6-3/8 x 2-15/16 x 10-1/8")
Net weight 1.2 - 1.5 kg (2.6 - 3.3 lbs.)

IMAGES SHOWN ARE FOR GRAPHIC PURPOSES ONLY.

DFT025F 18V

CORDLESS SCREWDRIVER

TOOL MODEL AVAILABLE IN:
* DFT025FNZ



Li-Ion

Driving Shank (Hex) 6.35 mm (1/4")
No Load Speed (RPM) 100 - 1,300
Fastening Torque 0.5 - 2 N m (4 - 18 in.lbs.)
Max Output 240 W
Vibration Level
Screwdriving w/o Impact: 2.5 m/s² or less
Vibration K Factor
Screwdriving w/o Impact: 1.5 m/s²
Sound Pressure Level 70 dB(A) or less
Noise K Factor 3 dB(A)
Dimensions 161 x 75 x 258 mm
(L x W x H) (6-3/8 x 2-15/16 x 10-1/8")
Net weight 1.2 - 1.5 kg (2.6 - 3.3 lbs.)

IMAGES SHOWN ARE FOR GRAPHIC PURPOSES ONLY.

DFT060F 18V

CORDLESS SCREWDRIVER

TOOL MODEL AVAILABLE IN:
* DFT060FNZ



Li-Ion

Driving Shank (Hex) 6.35 mm (1/4")
No Load Speed (RPM) 100 - 1,300
Fastening Torque 1.5 - 6.5 N m (13 - 58 in.lbs.)
Max Output 400 W
Vibration Level
Screwdriving w/o Impact: 2.5 m/s² or less
Vibration K Factor
Screwdriving w/o Impact: 1.5 m/s²
Sound Pressure Level 70 dB(A) or less
Noise K Factor 3 dB(A)
Dimensions 161 x 75 x 258 mm
(L x W x H) (6-3/8 x 2-15/16 x 10-1/8")
Net weight 1.2 - 1.5 kg (2.6 - 3.3 lbs.)

IMAGES SHOWN ARE FOR GRAPHIC PURPOSES ONLY.

FS2700 419

DRYWALL SCREWDRIVER



Continuous rating input 570W
Capacity
Self-Drilling Screw: 6 mm (1/4")
Machine Screw: 8 mm (5/16")
Wood Screw: 6.2 mm (1/4")
6.35 mm (1/4")
No Load Speed (RPM) 0 - 2,500
Vibration Level
Screwdriving w/o Impact:
2.5 m/s² or less
Sound Pressure Level 83 dB(A)
Sound Power Level 94 dB(A)
Dimensions 301x70x207 mm
(L x W x H) (11-7/8"x2-3/4"x8-1/8")
Net weight 1.8 kg (4 lbs.)
Power supply cord 2.5 m (8.2 ft)

IMAGES SHOWN ARE FOR GRAPHIC PURPOSES ONLY.



FS4000 419

DRYWALL SCREWDRIVER



Continuous rating input 570W
Capacity Drywall Screw: 5 mm (3/16")
Self-Drilling Screw: 6 mm (1/4")
Driving Shank (Hex) 6.35 mm (1/4")
No Load Speed (RPM) 0 - 4,000
Vibration Level Screwdriving w/o Impact: 2.5 m/s² or less
Sound Pressure Level 82 dB(A)
Sound Power Level 93 dB(A)
Dimensions 269x65x207 mm
(L x W x H) (10-5/8"x2-9/16"x8-1/8")
Net weight 1.3 kg (2.9 lbs.)
Power supply cord 2.5 m (8.2 ft.)

IMAGES SHOWN ARE FOR GRAPHIC PURPOSES ONLY.

TD020D 7.2V

CORDLESS IMPACT DRIVER

TOOL MODEL AVAILABLE IN:
* TD020DSW



LITHIUM-ION


Capacity
Machine screw: M3 - M8 (1/8" - 5/16")
Standard bolt: M3 - M8 (1/8" - 5/16")
High tensile bolt: M3 - M6 (1/8" - 1/4")
Coarse thread (in length): 22 - 45mm (7/8" - 1-3/4")
Impacts per minute (IPM) 3,000
No load speed (RPM) 2,300
Max. fastening torque 20N.m (177in.lbs)
Dimensions 213x40x131mm
(L x W x H) (8-3/8"x1-9/16"x5-1/8")
Straight form: 276x40mm
(10-7/8"x1-9/16")
Net weight 0.53kg (1.2lbs)

IMAGES SHOWN ARE FOR GRAPHIC PURPOSES ONLY.

TD090D 10.8V

CORDLESS IMPACT DRIVER

TOOL MODEL AVAILABLE IN:
* TD090DWE



LITHIUM-ION

Capacity
Machine Screw: M4 - M8 mm (5/32" - 5/16")
Standard Bolt: M5 - M12 (3/16" - 1/2")
High Strength Bolt: M5 - M10 (3/16" - 3/8")
Coarse thread (in length): 22 - 90 mm (7/8" - 3-1/2")
No Load Speed (RPM) 0-2,400
Impacts Per Minute (IPM) 0-3,000
Max Fastening Torque 90 N m (800 in.lbs.)
Dimensions 155x54x178 mm
(L x W x H) (6-1/8"x2-1/8"x7")
Net weigh 0.92 kg (2.0 lbs.)

IMAGES SHOWN ARE FOR GRAPHIC PURPOSES ONLY.

TD110D 12V MAX

CORDLESS IMPACT DRIVER

TOOL MODEL AVAILABLE IN:
* TD110DWE
* TD110DZ



Li-Ion

Capacity
Machine Screw: M4 - M8 mm (5/32" - 5/16")
Standard Bolt: M5 - M12 (3/16" - 1/2")
High Strength Bolt: M5 - M10 (3/16" - 3/8")
Coarse thread (in length): 22 - 90 mm (7/8" - 3-1/2")
Hex Shank 6.35 mm (1/4")
No Load Speed (RPM) 0 - 2,600
Impacts Per Minute (IPM) 0 - 3,500
Max Fastening Torque 110 N m (970 in.lbs.)
Vibration Level 8.0 m/s²
Sound Pressure Level 94 dB(A)
Sound Power Level 105 dB(A)
Dimensions 153x66x204 mm
(L x W x H) (6"x2-5/8"x8-1/8")
Net weight 1.0 - 1.2 kg (2.3 - 2.6 lbs.)

IMAGES SHOWN ARE FOR GRAPHIC PURPOSES ONLY.

TD111D 12V MAX

CORDLESS IMPACT DRIVER

TOOL MODEL AVAILABLE IN:
* TD111DWE
* TD111DZ



Li-Ion XPT

Capacity
Machine Screw: M4 - M8 mm (5/32" - 5/16")
Standard Bolt: M5 - M14 (3/16" - 9/16")
High Strength Bolt: M5 - M12 (3/16" - 1/2")
Coarse thread (in length): 22 - 90 mm (7/8" - 3-1/2")
Hex Shank 6.35 mm (1/4")
No Load Speed (RPM) Hard / Soft: 0 - 3,000 / 0 - 1,300
Impacts Per Minute (IPM) Hard / Soft: 0 - 3,900 / 0 - 1,600
Max Fastening Torque 135 N m (1,200 in.lbs.)
Sound Pressure Level 94 dB(A)
Sound Power Level 105 dB(A)
Dimensions 135x66x210 mm
(L x W x H) (5-5/16"x2-5/8"x8-1/4")
Net weight 0.97 - 1.1 kg

IMAGES SHOWN ARE FOR GRAPHIC PURPOSES ONLY.

DTD146 18V 440

CORDLESS IMPACT DRIVER

TOOL MODEL AVAILABLE IN:
* DTD146Z



Li-Ion XPT

Capacity
Machine screw: M4 - M8 (5/32" - 5/16")
Standard bolt: M5 - M14 (3/16" - 9/16")
High tensile bolt: M5 - M12 (3/16" - 1/2")
Coarse thread (in length): 22 - 125mm (7/8" - 4-7/8")
Impacts per minute (IPM) 0-3,200
No load speed (RPM) 0-2,300
Max. fastening torque 160N.m (1,420in.lbs)
Dimensions 138x79x238mm
(L x W x H) (5-7/16"x3-1/8"x9-3/8")
Net weight 1.3kg (2.8lbs)

IMAGES SHOWN ARE FOR GRAPHIC PURPOSES ONLY.

DTD152 18V 440

CORDLESS IMPACT DRIVER

TOOL MODEL AVAILABLE IN:
* DTD152RF
* DTD152Z



Li-Ion XPT

Capacity
Machine Screw: M4 - M8 (5/32" - 5/16")
Standard Bolt: M5 - M16 (3/16" - 5/8")
High Tensile Bolt: M5 - M12 (3/16" - 1/2")
Coarse thread (in length): 22 - 125 mm (7/8" - 4-7/8")
Hex Shank 6.35 mm (1/4")
No Load Speed (RPM) 0 - 2,900
Impacts Per Minute (IPM) 0 - 3,500
Max Fastening Torque 165 N m (1,460 in.lbs.)
Vibration Level 10.5 m/s²
Sound Pressure Level 93 dB(A)
Sound Power Level 104 dB(A)
Dimensions 137x79x238 mm
(L x W x H) (5-3/8"x3-1/8"x9-3/8")
Net weight 1.3 - 1.6 kg (2.8 - 3.5 lbs.)

IMAGES SHOWN ARE FOR GRAPHIC PURPOSES ONLY.

DTD155 18V

CORDLESS IMPACT DRIVER

TOOL MODEL AVAILABLE IN:
* DTD155RF
* DTD155Z



Li-Ion XPT

Capacity
Machine Screw: M4 - M8 mm (5/32" - 5/16")
Standard Bolt: M5 - M12 (3/16" - 1/2")
High Strength Bolt: M5 - M14 (3/16" - 9/16")
Coarse thread (in length): 22 - 90 mm (7/8" - 3-1/2")
Hex Shank 6.35 mm (1/4")
No Load Speed (RPM) Hard / Soft: 0 - 3,000 / 0 - 1,300
Impacts Per Minute (IPM) Hard / Soft: 0 - 3,900 / 0 - 1,600
Max Fastening Torque 140 N m (1,240 in.lbs.)
Sound Pressure Level 94 dB(A)
Sound Power Level 105 dB(A)
Dimensions 135x79x232 mm
(L x W x H) (5-5/16"x3-1/8"x9-1/8")
Net weight 1.2 - 1.5 kg (2.6 - 3.2 lbs.)

IMAGES SHOWN ARE FOR GRAPHIC PURPOSES ONLY.

DTD156 18V 5

CORDLESS IMPACT DRIVER

TOOL MODEL AVAILABLE IN:
* DTD156Z



Li-Ion

Capacity
Machine Screw: M4 - M8 (5/32" - 5/16")
Standard Bolt: M5 - M14 (3/16" - 9/16")
High Strength Bolt: M5 - M12 (3/16" - 1/2")
Coarse thread (in length): 22 - 125 mm (7/8" - 4-7/8")
Hex Shank 6.35 mm (1/4")
No Load Speed (RPM) 0 - 2,500
Impacts Per Minute (IPM) 0 - 3,000
Max Fastening Torque 155 N m (1,370 in.lbs.)
Vibration Level 10.0 m/s²
Sound Pressure Level 92 dB(A)
Sound Power Level 103 dB(A)
Dimensions w/ BL1830B / BL1840B / BL1850B / BL1860B:
(L x W x H) 143x79x241 mm (5-5/8"x3-1/8"x9-1/2")
Net weight 1.3 - 1.6 kg (2.9 - 3.6 lbs.)

IMAGES SHOWN ARE FOR GRAPHIC PURPOSES ONLY.

DTD170 18V

CORDLESS IMPACT DRIVER

TOOL MODEL AVAILABLE IN:
* DTD170Z



Li-Ion XPT


Capacity
Machine Screw: M4 - M8 (5/32" - 5/16")
Standard Bolt: M5 - M16 (3/16" - 5/8")
High Strength Bolt: M5 - M14 (3/16" - 9/16")
Coarse thread (in length): 22 - 125 mm (7/8" - 4-7/8")
Hex Shank 6.35 mm (1/4")
No Load Speed (RPM) Max / Hard / Med / Soft / T mode: 0 - 3,400 / 3,200 / 2,100 / 1,100 / 3,400
Impacts Per Minute (IPM) Max / Hard / Med / Soft / T mode: 0 - 3,800 / 3,600 / 2,600 / 1,100 / 2,600
Max Fastening Torque 175 N m (1,550 in.lbs.)
Vibration Level 12.5 m/s²
Sound Pressure Level 98 dB(A)
Sound Power Level 109 dB(A)
Net weight 1.2 - 1.5 kg (2.7 - 3.4 lbs.)

IMAGES SHOWN ARE FOR GRAPHIC PURPOSES ONLY.

DTD171 18V

CORDLESS IMPACT DRIVER

TOOL MODEL AVAILABLE IN:
* DTD171Z



Li-Ion XPT

Capacity
Machine Screw: M4 - M8 (5/32" - 5/16")
Standard Bolt: M5 - M16 (3/16" - 5/8")
High Strength Bolt: M5 - M14 (3/16" - 9/16")
Coarse thread (in length): 22 - 125 mm (7/8" - 4-7/8")
Hex Shank 6.35 mm (1/4")
No Load Speed (RPM) Max: 0 - 3,400 | Hard: 3,200
Med: 2,100 | Soft: 1,100
Impacts Per Minute (IPM) Max: 0 - 3,800 | Hard: 3,600 | Med: 2,600
Soft: 1,100 | Wood: 3,800 | Bolt: 3,800
Max Fastening Torque 170 N m (1,510 in.lbs.)
Fastening Torque Hard: 50 N m (440 in.lbs.)
Soft: 20 N m (180 in.lbs.)
Net weight 1.2 - 1.6 kg (2.7 - 3.4 lbs.)

IMAGES SHOWN ARE FOR GRAPHIC PURPOSES ONLY.

TD0101 411

IMPACT DRIVER



Continuous rating input 230W
Capacity
Machine Screw: M4 - M8 (5/32" - 5/16")
Standard Bolt: M5 - M14 (3/16" - 9/16")
High Strength Bolt: M5 - M10 (3/16" - 3/8")
Coarse thread (in length): 22 - 90 mm (7/8" - 3-1/2")
Driving Shank (Hex) 6.35 mm (1/4")
Impacts Per Minute (IPM) 0 - 3,200
No Load Speed (RPM) 0 - 3,600
Max Fastening Torque 100 N m (74 ft.lbs.)
Dimensions 184x67x192 mm
(L x W x H) (7-1/4"x2-5/8"x7-9/16")
Net weight 0.99 kg (2.2 lbs.)
Power supply cord 2.5 m (8.2 ft.)

IMAGES SHOWN ARE FOR GRAPHIC PURPOSES ONLY.

TW140D 12V MAX

CORDLESS IMPACT WRENCH

TOOL MODEL AVAILABLE IN:
* TW140DWE
* TW140DZ



Li-Ion


Fastening Capacities
Standard Bolt: M8 - M16 (5/16" - 5/8")
High Strength Bolt: M6 - M12 (1/4" - 1/2")
Square Drive 9.5 mm (3/8")
No Load Speed (RPM) 0 - 2,600
Impacts Per Minute (IPM) 0 - 3,200
Max Fastening Torque 140 N m (100 ft.lbs.)
Vibration Level
Impact tightening of fasteners of the maximum capacity of the tool: 8.0 m/s²
Sound Pressure Level 88 dB(A)
Sound Power Level 99 dB(A)
Dimensions 161x66x205 mm
(L x W x H) (6-3/8"x2-5/8"x8-1/8")
Net weight 1 - 1.2 kg (2.3 - 2.7 lbs.)

IMAGES SHOWN ARE FOR GRAPHIC PURPOSES ONLY.

DTW253 18V 448

CORDLESS IMPACT WRENCH

TOOL MODEL AVAILABLE IN:
* DTW253Z



Li-Ion


Fastening Capacities
Standard Bolt: M8 - M16 (5/16" - 5/8")
High Strength Bolt: M6 - M12 (1/4" - 1/2")
Square Drive 9.5 mm (3/8")
No Load Speed (RPM) 0 - 2,100
Impacts Per Minute (IPM) 0 - 3,200
Max Fastening Torque 210 N m (155 ft.lbs.)
Dimensions 155x79x234 mm
(L x W x H) (6-1/8"x3-1/8"x9-1/4")
Net weight 1.3 - 1.6 kg (2.8 - 3.6 lbs.)

IMAGES SHOWN ARE FOR GRAPHIC PURPOSES ONLY.

DTW190 18V

CORDLESS IMPACT WRENCH

TOOL MODEL AVAILABLE IN:
* DTW190X1
* DTW190SFX7
* DTW190RF
* DTW190Z



Li-Ion


Fastening Capacities
Standard Bolt: M8 - M16 (5/16" - 5/8")
High Strength Bolt: M8 - M12 (1/4" - 1/2")
Square Drive 12.7 mm (1/2")
No Load Speed (RPM) 0 - 2,300
Impacts Per Minute (IPM) 0 - 3,000
Max Fastening Torque 190 N m (140 ft.lbs.)
Vibration Level
Impact tightening of fasteners of the maximum capacity of the tool: 8.5 m/s²
Sound Pressure Level 94 dB(A)
Sound Power Level 105 dB(A)
Overall Length 176 mm (6-15/16")
Net weight 1.4 - 1.8 kg (3.2 - 3.9 lbs.)

IMAGES SHOWN ARE FOR GRAPHIC PURPOSES ONLY.

DTW251 18V 448

CORDLESS IMPACT WRENCH

TOOL MODEL AVAILABLE IN:
* DTW251RF
* DTW251Z



Li-Ion


Fastening Capacities
Standard Bolt: M10 - M16 (3/8" - 5/8")
High Strength Bolt: M10 - M14 (3/8" - 9/16")
Square Drive 12.7 mm (1/2")
No Load Speed (RPM) 0 - 2,100
Impacts Per Minute (IPM) 0 - 3,200
Max Fastening Torque 230 N m (170 ft.lbs.)
Vibration Level
Impact tightening of fasteners of the maximum capacity of the tool: 11.0 m/s²
Sound Pressure Level 94 dB(A)
Sound Power Level 105 dB(A)
Dimensions 165x79x234 mm
(L x W x H) (6-1/2"x3-1/8"x9-1/4")
Net weight 1.5 - 1.8 kg (3.2 - 3.9 lbs.)

IMAGES SHOWN ARE FOR GRAPHIC PURPOSES ONLY.



DTW285 18V

CORDLESS IMPACT WRENCH
TOOL MODEL AVAILABLE IN:
 • DTW285RFJX
 • DTW285Z



LXT BL XPT


Fastening Capacities
 Standard Bolt: M10 - M20 (3/8" - 3/4")
 High Strength Bolt: M10 - M16 (3/8" - 5/8")
 Square Drive: 12.7 mm (1/2")
 No Load Speed (RPM): Hard / Med / Soft: 0 - 2,800 / 0 - 2,100 / 0 - 1,600
 Impacts Per Minute (IPM): Hard / Med / Soft: 0 - 3,500 / 0 - 2,600 / 0 - 1,800
 Max Fastening Torque: 280 N m (210 ft.lbs.)

Vibration Level
 Impact tightening of fasteners of the maximum capacity of the tool: 11.5 m/s²
 Sound Pressure Level: 96 dB(A)
 Sound Power Level: 107 dB(A)
 Dimensions: 147x79x249 mm (L x W x H) (5-3/4"x3-1/8"x9-3/4")
 Net weight: 1.5 - 1.8 kg (3.2 - 3.9 lbs.)

IMAGES SHOWN ARE FOR GRAPHIC PURPOSES ONLY.

DTW300 18V

CORDLESS IMPACT WRENCH
TOOL MODEL AVAILABLE IN:
 • DTW300Z




LXT BL XPT

Fastening Capacities
 Standard Bolt: M10 - M20 (3/8" - 3/4")
 High Strength Bolt: M10 - M16 (3/8" - 5/8")
 Square Drive: 12.7 mm (1/2")
 No Load Speed (RPM): 0-3,200/0-1,700/0-1,300/0-1,000
 Impacts Per Minute (IPM): 0-4,000/0-2,200/0-1,700/0-1,300
 Max Fastening Torque: 330 N m (240 ft.lbs.)
 Dimensions w/ BL1815N / BL1820B: (L x W x H) (5-5/8"x3-3/16"x9")
 w/ BL1830B / BL1840B / BL1850B / BL1860B: 144x81x228 mm (5-5/8"x3-3/16"x9-11/16")
 Net weight: 1.5 - 1.8 kg (3.3 - 4.0 lbs.)

IMAGES SHOWN ARE FOR GRAPHIC PURPOSES ONLY.

DTW700 18V

CORDLESS IMPACT WRENCH
TOOL MODEL AVAILABLE IN:
 • DTW700Z




LXT BL XPT

Fastening Capacities
 Standard Bolt: M10 - M24 (3/8" - 1")
 High Strength Bolt (Grade 10.9): M10 - M16 (3/8" - 5/8")
 High Strength Bolt (Grade F10T): M12, M16 (7/16, 5/8")
 Square Drive: 12.7 mm (1/2")
 No Load Speed (RPM): Max / Hard / Mid / Soft: 0 - 2,200 / 1,900 / 1,200 / 500
 Impacts Per Minute (IPM): Max / Hard / Mid / Soft: 0 - 2,700 / 2,400 / 1,700 / 1,000
 Nut-Busting Torque: 1,000 N m (740 ft.lbs.)
 Max Fastening Torque: 700 N m (520 ft.lbs.)
 Max Output: 430 W
 Dimensions: 170 x 81 x 276 mm (6-11/16 x 3-3/16 x 10-7/8")
 Net weight: 2.3 - 2.7 kg (5.1 - 6.0 lbs.)

IMAGES SHOWN ARE FOR GRAPHIC PURPOSES ONLY.

DTW701 18V

CORDLESS IMPACT WRENCH
TOOL MODEL AVAILABLE IN:
 • DTW701Z



LXT BL XPT

Fastening Capacities
 Standard Bolt: M10 - M24 (3/8" - 1")
 High Strength Bolt (Grade 10.9): M10 - M16 (3/8" - 5/8")
 High Strength Bolt (Grade F10T): M12, M16 (7/16, 5/8")
 Square Drive: 12.7 mm (1/2")
 No Load Speed (RPM): Max / Hard / Mid / Soft: 0 - 2,200 / 1,900 / 1,200 / 500
 Impacts Per Minute (IPM): Max / Hard / Mid / Soft: 0 - 2,700 / 2,400 / 1,700 / 1,000
 Nut-Busting Torque: 1,000 N m (740 ft.lbs.)
 Max Fastening Torque: 700 N m (520 ft.lbs.)
 Max Output: 430 W
 Dimensions: 170 x 81 x 276 mm (6-11/16 x 3-3/16 x 10-7/8")
 Net weight: 2.3 - 2.7 kg (5.1 - 6.0 lbs.)

IMAGES SHOWN ARE FOR GRAPHIC PURPOSES ONLY.

DTW800 18V

CORDLESS IMPACT WRENCH
TOOL MODEL AVAILABLE IN:
 • DTW800Z



LXT BL

Fastening Capacities
 Standard Bolt: M12 - M24 (1/2" - 1")
 High Strength Bolt: M10 - M22 (3/8" - 7/8")
 Hex Shank: 11.1 mm (7/16")
 No Load Speed (RPM): Hard / Med / Soft: 0 - 1,800 / 0 - 1,000 / 0 - 900
 Impacts Per Minute (IPM): Hard / Med / Soft: 0 - 2,200 / 0 - 2,000 / 0 - 1,800
 Max Fastening Torque: 800 N m (590 ft.lbs.)
 Vibration Level: Impact tightening of fasteners of the maximum capacity of the tool: 24.0 m/s²
 Drilling into Wood: 7.0 m/s²

Sound Pressure Level: 95 dB(A)
Sound Power Level: 106 dB(A)
Dimensions: 229x91x303 mm (L x W x H) (9"x3-5/8"x11-7/8")
Net weight: 3.4 - 3.7 kg (8.2 - 7.5 lbs.)

IMAGES SHOWN ARE FOR GRAPHIC PURPOSES ONLY.

DTW1001 18V

CORDLESS IMPACT WRENCH
TOOL MODEL AVAILABLE IN:
 • DTW1001Z



LXT BL

Fastening Capacities
 Standard Bolt: M12 - M30 (1/2" - 1-1/4")
 High Strength Bolt: M10 - M24 (3/8" - 1")
 Square Drive: 19 mm (3/4")
 No Load Speed (RPM): Hard / Med / Soft: 0 - 1,800 / 0 - 1,000 / 0 - 900
 Impacts Per Minute (IPM): Hard / Med / Soft: 0 - 2,200 / 0 - 2,000 / 0 - 1,800
 Max Fastening Torque: 1,050 N m (780 ft.lbs.)
 Vibration Level: 15.5 m/s²
 Impact tightening of fasteners of the maximum capacity of the tool: 18.0 m/s²
Sound Pressure Level: 98 dB(A)
Sound Power Level: 109 dB(A)
Dimensions: 229x91x289 mm (L x W x H) (9"x3-5/8"x11-3/8")
Net weight: 3.4 - 3.7 kg (7.5 - 8.2 lbs.)

IMAGES SHOWN ARE FOR GRAPHIC PURPOSES ONLY.

DTW1002 18V

CORDLESS IMPACT WRENCH
TOOL MODEL AVAILABLE IN:
 • DTW1002Z




LXT BL

Fastening Capacities
 Standard Bolt: M12 - M30 (1/2" - 1-1/4")
 High Strength Bolt: M10 - M24 (3/8" - 1")
 Square Drive: 12.7 mm (1/2")
 No Load Speed (RPM): Hard / Med / Soft: 0 - 1,800 / 0 - 1,000 / 0 - 900
 Impacts Per Minute (IPM): Hard / Med / Soft: 0 - 2,200 / 0 - 2,000 / 0 - 1,800
 Max Fastening Torque: 1,000 N m (740 ft.lbs.)
 Vibration Level: 18.0 m/s²
 Impact tightening of fasteners of the maximum capacity of the tool: 18.0 m/s²
Sound Pressure Level: 97 dB(A)
Sound Power Level: 108 dB(A)
Dimensions: 229x91x289 mm (L x W x H) (9"x3-5/8"x11-3/8")
Net weight: 3.3 - 3.6 kg (7.3 - 8.0 lbs.)

IMAGES SHOWN ARE FOR GRAPHIC PURPOSES ONLY.

6910 153

IMPACT WRENCH



Continuous rating input: 1,300 W
Capacity: M22 - M24 (7/8" - 16/16")
Standard Bolt: 25.4 mm (1")
Square Drive: 1,500
Impacts per minute (IPM): 1,400
No load speed (RPM): 980 N m (723 ft.lbs.)
Max. Fastening torque: 389 mm (15-1/4")
Overall length: 2.5 m (8.2 ft.)
Net weight: 2.5 m (8.2 ft.)

IMAGES SHOWN ARE FOR GRAPHIC PURPOSES ONLY.

6905B 65

IMPACT WRENCH



Continuous rating input: 440W
Fastening Capacities
 Standard Bolt: M12 - M20 (1/2" - 3/4")
 High Strength Bolt: M12 - M16 (1/2" - 5/8")
 Square Drive: 12.7 mm (1/2")
 No Load Speed (RPM): 1,700
 Impacts Per Minute (IPM): 2,000
 Max Fastening Torque: 294 N m (217 ft.lbs.)
 Sound Pressure Level: 93 dB(A)
 Sound Power Level: 104 dB(A)
 Overall Length: 270 mm (10-5/8")
 Net weight: 2.8 kg (6.2 lbs.)
 Power supply cord: 2.5 m (8.2 ft.)

IMAGES SHOWN ARE FOR GRAPHIC PURPOSES ONLY.

TW0350 411

IMPACT WRENCH



Continuous rating input: 400 W
Fastening Capacities
 Standard Bolt: M12 - M22 (1/2" - 7/8")
 High Strength Bolt: M12 - M16 (1/2" - 5/8")
 Square Drive: 12.7 mm (1/2")
 No Load Speed (RPM): 2,000
 Impacts Per Minute (IPM): 2,000
 Max Fastening Torque: 350 N m (260 ft.lbs.)
 Vibration Level: 11.5 m/s²
 Sound Pressure Level: 93 dB(A)
 Sound Power Level: 104 dB(A)
 Dimensions: 283x87x233 mm (L x W x H) (11-1/8"x3-7/16"x9-1/8")
 Net weight: 3 kg (6.6 lbs.)
 Power supply cord: 2.5 m (8.2 ft.)

IMAGES SHOWN ARE FOR GRAPHIC PURPOSES ONLY.

6906 100

IMPACT WRENCH



Continuous rating input: 850W
Capacity
 Standard Bolt: M16 - M22 (5/8" - 7/8")
 High Strength Bolt: M16 - M20 (5/8" - 3/4")
 Square Drive: 19 mm (3/4")
 No Load Speed (RPM): 1,700
 Impacts Per Minute (IPM): 1,600
 Max Fastening Torque: 588 N m (441 ft.lbs.)
 Sound Pressure Level: 98 dB(A)
 Sound Power Level: 109 dB(A)
 Overall Length: 327 mm (12-7/8")
 Net weight: 5.6 kg (12.2 lbs.)
 Power supply cord: 2.5 m (8.2 ft.)

IMAGES SHOWN ARE FOR GRAPHIC PURPOSES ONLY.

6904VH 415

IMPACT WRENCH



Continuous rating input: 360W
Fastening Capacities
 Standard Bolt: M10 - M16 (3/8" - 5/8")
 High Strength Bolt: M10 - M12 (3/8" - 1/2")
 Wood Screw: ø6 x 100 mm (1/4" x 3-15/16")
 Self-Drilling Screw: 6 mm (1/4")
 Square Drive: 12.7 mm (1/2")
 No Load Speed (RPM): High / Low: 0 - 2,400 / 0 - 2,100
 Impacts Per Minute (IPM): High / Low: 0 - 3,000 / 0 - 2,500
 Max Fastening Torque: 196 N m (145 ft.lbs.)
 Sound Pressure Level: 95 dB(A)
 Sound Power Level: 106 dB(A)
 Overall Length: 245 mm (10-3/8")
 Net weight: 1.8 kg (4 lbs.)
 Power supply cord: 2.5 m (8.2 ft.)

IMAGES SHOWN ARE FOR GRAPHIC PURPOSES ONLY.

TW1000 153

IMPACT WRENCH



Continuous rating input: 1,200W
Fastening Capacities
 Standard Bolt: M24 - M30 (15/16 - 1-3/16")
 High Strength Bolt: M22 - M24 (7/8 - 15/16")
 Square Drive: 25.4 mm (1")
 No Load Speed (RPM): 1,400
 Impacts Per Minute (IPM): 1,500
 Max Fastening Torque: 1,000 N m (738 ft.lbs.)
 Dimensions: 382 x 110 x 290 mm (L x W x H) (15 x 4-5/16 x 11-3/8")
 Net weight: 8.8 kg (19.4 lbs.)
 Power supply cord: 2.5 m (8.2 ft.)

IMAGES SHOWN ARE FOR GRAPHIC PURPOSES ONLY.

6922NB 411

SHEAR WRENCH




Continuous rating input: 1,330W
Capacity
 Bolt: M16, M20, M22 (5/8", 3/4", 7/8")
 No Load Speed (RPM): 18
 Max Fastening Torque: 804 N m (593 ft.lbs.)
 Dimensions: 249x84x252 mm (L x W x H) (9-13/16"x3-5/16"x9-15/16")
 Net weight: 4.9 kg (10.8 lbs.)
 Power supply cord: 2.5 m (8.2 ft.)

IMAGES SHOWN ARE FOR GRAPHIC PURPOSES ONLY.

WR100D 12V

CORDLESS RATCHET WRENCH
TOOL MODEL AVAILABLE IN:
 • WR100DWYE



LXT XPT

Capacity
 Standard Bolt: M5 - M12 (3/16 - 1/2")
 High Strength Bolt: M5 - M10 (3/16 - 3/8")
 Square Drive: 9.5 - 6.35 mm (3/8 / 1/4")
 No Load Speed (RPM): 0 - 800
 Max Fastening Torque: 47.5 N m (420 in.lbs.)
 Max Output: 250 W
 Flats Width: 13 mm (1/2")
 Angle Head Size
 Diameter: 31 mm (1-7/32")
 Height: 25.5 mm (1")
 Dimensions: 341 x 67 x 84 mm (13-7/16 x 2-5/8 x 3-5/16")
 Net weight: 1.0 - 1.2 kg (2.3 - 2.7 lbs.)

IMAGES SHOWN ARE FOR GRAPHIC PURPOSES ONLY.

DWR180 18V

CORDLESS RACHET WRENCH
TOOL MODEL AVAILABLE IN:
 • DWR180Z



LXT XPT

Capacity
 Standard Bolt: M5 - M12 (3/16 - 1/2")
 High Strength Bolt: M5 - M10 (3/16 - 3/8")
 Square Drive: 9.5 - 6.35 mm (3/8 / 1/4")
 No Load Speed (RPM): 0 - 800
 Max Fastening Torque: 47.5 N m (420 in.lbs.)
 Max Output: 330 W
 Flats Width: 13 mm (1/2")
 Angle Head Size
 Diameter: 31 mm (1-7/32")
 Height: 25.5 mm (1")
 Net weight: 1.2 - 1.6 kg (2.6 - 3.5 lbs.)

IMAGES SHOWN ARE FOR GRAPHIC PURPOSES ONLY.



IMPACT DRILLING & DEMOLITION



HP331D 12V MAX

CORDLESS HAMMER DRIVER DRILL

TOOL MODEL AVAILABLE IN:
 * HP331DWAX8
 * HP331DWYE
 * HP331DZ



FEATURES: 

Capacity	Steel: 10 mm (3/8") Wood: 21 mm (13/16") Masonry: 8 mm (5/16")
Impacts Per Minute (IPM)	High / Low: 0 - 25,500 / 0 - 4,750
No Load Speed (RPM)	High / Low: 0 - 1,700 / 0 - 450
Max Fastening Torque	Hard / Soft: 30 / 14 N m (270 / 130 in.lbs.)
Max lock torque	28 N m (250 in.lbs.)
Vibration Level	Hammer Drilling Into Concrete: 8.0 m/s ² Drilling Into Metal: 2.5 m/s ²
Sound Pressure Level	81 dB(A)
Sound Power Level	92 dB(A)
Dimensions (L x W x H)	201x66x209 mm (7-7/8"x2-5/8"x8-1/4")
Net weight	1.1 - 1.3 kg (2.5 - 2.9 lbs)

IMAGES SHOWN ARE FOR GRAPHIC PURPOSES ONLY.

HP333D 12V MAX

CORDLESS HAMMER DRIVER DRILL

TOOL MODEL AVAILABLE IN:
 * HP333DWYE



FEATURES: 

Capacity	10 mm (3/8") Steel: Wood: 21 mm (13/16") Masonry: 8 mm (5/16")
Impacts Per Minute (IPM)	High: 0 - 6,750 Low: 0 - 1,700
No Load Speed (RPM)	High: 0 - 1,700 Low: 0 - 450
Max Fastening Torque	Hard: 30 / 14 N m (270 in.lbs.) Soft: 14 N m (130 in.lbs.)
Max lock torque	28 N m (250 in.lbs.)
Dimensions (L x W x H)	193x66x212 mm (7-5/8"x2-5/8"x8-3/8")
Net weight	1.1 - 1.3 kg (2.4 - 2.9 lbs.)

IMAGES SHOWN ARE FOR GRAPHIC PURPOSES ONLY.

HP332D 12V MAX

CORDLESS HAMMER DRIVER DRILL

TOOL MODEL AVAILABLE IN:
 * HP332DWYE
 * HP332DZ



FEATURES: 

Capacity	Steel / Wood / Masonry: 10 / 28 / 8 mm (3/8" / 1-1/8" / 5/16")
Chuck capacity	0.8 - 10 mm (1/32 - 3/8")
Impacts Per Minute (IPM)	High / Low: 0 - 22,500 / 0 - 6,750
No Load Speed (RPM)	High / Low: 0 - 1,500 / 0 - 450
Max Fastening Torque	Hard / Soft: 35 / 21 N m (310 / 190 in.lbs.)
Max lock torque	32 N m (280 in.lbs.)
Vibration Level	Hammer Drilling into Concrete: 12.5 m/s ² Drilling into Metal: 2.5 m/s ² or less
Sound Pressure Level	82 dB(A)
Sound Power Level	93 dB(A)
Dimensions (L x W x H)	168x66x217 mm (6-5/8"x2-5/8"x8-1/2")
Net weight	1.1 - 1.3 kg (2.4 - 2.8 lbs.)

IMAGES SHOWN ARE FOR GRAPHIC PURPOSES ONLY.

DHP485 18V

CORDLESS HAMMER DRIVER DRILL

TOOL MODEL AVAILABLE IN:
 * DHP485Z



FEATURES: 

Capacity	Steel: 13 mm (1/2") Wood: 38 mm (1-1/2") Masonry: 13 mm (1/2")
Chuck Capacity	1.5 - 13 mm (1/16 - 1/2")
Impacts Per Minute (IPM)	Hi: 0 - 28,500 / Lo: 0 - 7,500
No Load Speed (RPM)	Hi: 0 - 1,900 / Lo: 0 - 500
Max Fastening Torque	Hard: 50 N m (440 in.lbs.) Soft: 27 N m (240 in.lbs.)
Max lock torque	50 N m (440 in.lbs.)
Sound Pressure Level	82 dB(A)
Sound Power Level	93 dB(A)
Dimensions (L x W x H)	w/ BL1830B / BL1840B / BL1850B / BL1860B : 182x79x255 mm (7-1/8"x3-1/8"x10")
Net weight	1.5 - 1.8 kg (3.2 - 3.9 lbs.)

IMAGES SHOWN ARE FOR GRAPHIC PURPOSES ONLY.

DHP453 18V

CORDLESS HAMMER DRIVER DRILL

TOOL MODEL AVAILABLE IN:
 * DHP453FX8
 * DHP453RFX4
 * DHP453RFX2
 * DHP453Z



FEATURES: 

Capacity	Steel: 13 mm (1/2") Wood: 36 mm (1-7/16") Masonry: 13 mm (1/2")
Chuck Capacity	1.5 - 13 mm (1/16 - 1/2")
Impacts Per Minute (IPM)	High: 0-19,500 Low: 0-6,000
No Load Speed (RPM)	High: 0-1,300 Low: 0-400
Max Fastening Torque	Hard / Soft: 42 / 27 N m (340 in.lbs.)
Max lock torque	240x79x244 mm (9-7/16"x3-1/8"x9-5/8")
Dimensions (L x W x H)	240x79x244 mm (9-7/16"x3-1/8"x9-5/8")
Net weight	1.7 - 2 kg (3.6 - 4.4 lbs.)

IMAGES SHOWN ARE FOR GRAPHIC PURPOSES ONLY.



DHP456 18V 440

CORDLESS HAMMER DRIVER DRILL
 TOOL MODEL AVAILABLE IN:
 * DHP456Z



LXT

Capacity Steel: 13 mm (1/2")
 Wood: 38 mm (1-1/2")
 Masonry: 13mm (1/2")

Impacts Per Minute (IPM) Hi: 0-22,500
 Lo: 0-6,000

No Load Speed (RPM) Hi: 0-1,500
 Lo: 0-400

Max Fastening Torque Hard / Soft: 50 / 36N m

Dimensions 206x79x251mm
 (8-1/8"x3-1/8"x9-7/8")

Net weight 1.6kg (3.4lbs)

IMAGES SHOWN ARE FOR GRAPHIC PURPOSES ONLY.

DHP480 18V

CORDLESS HAMMER DRIVER DRILL
 TOOL MODEL AVAILABLE IN:
 * DHP480RFE
 * DHP480Z



LXT R.L. XPT

Capacity Steel: 13 mm (1/2")
 Wood: 38 mm (1-1/2")
 Masonry: 13mm (1/2")

Impacts per minute (IPM) Hi: 0-23,000
 Lo: 0-6,000

No load speed (RPM) Hi: 0-1,550
 Lo: 0-400

Max fastening torque Hard / Soft: 54 / 36N m


Dimensions 199x79x260mm
 (7-7/8"x3-1/8"x10-1/4")

Net weight 1.5kg (3.4lbs)

IMAGES SHOWN ARE FOR GRAPHIC PURPOSES ONLY.

DHP481 18V

CORDLESS HAMMER DRIVER DRILL
 TOOL MODEL AVAILABLE IN:
 * DHP481Z



LXT R.L. XPT

Capacity Steel: 13 mm (1/2")
 Wood: 76 mm (3")
 Masonry: 16 mm (5/8")

Chuck Capacity 1.5 - 13 mm (1/16 - 1/2")

Impacts Per Minute (IPM) Hi / Lo: 0 - 31,500 / 0 - 8,250

No Load Speed (RPM) Hi / Lo: 0 - 2,100 / 0 - 550

Max Fastening Torque Hard: 115 N m (1,020 in.lbs.)
 Soft: 60 N m (530 in.lbs.)

Max lock torque 125 N m (1,090 in.lbs.)

Vibration Level Impact Drilling into Concrete: 6.5 m/s²

Sound Pressure Level 85 dB(A)

Sound Power Level 96 dB(A)


Dimensions 205x79x249 mm
 (8-1/8"x3-1/8"x9-3/4")

Net weight 2.7 - 3 kg (6 - 6.7 lbs.)

IMAGES SHOWN ARE FOR GRAPHIC PURPOSES ONLY.

DHP482 18V 440

CORDLESS HAMMER DRIVER DRILL
 TOOL MODEL AVAILABLE IN:
 * DHP482Z



LXT XPT

Capacity Steel: 13 mm (1/2")
 Wood: 38 mm (1-1/2")
 Masonry: 13 mm (1/2")

Chuck Capacity 1.5 - 13 mm (1/16 - 1/2")

Impacts Per Minute (IPM) High: 0 - 28,500
 Low: 0 - 9,000

No Load Speed (RPM) High: 0 - 1,900
 Low: 0 - 600

Max Fastening Torque Hard: 62 N m (550 in.lbs.)
 Soft: 36 N m (320 in.lbs.)

Max lock torque 54 N m (480 in.lbs.)

Dimensions 198x79x249 mm
 (7-3/4"x3-1/8"x9-3/4")

Net weight 1.5 - 1.8 kg (3.4 - 4.1 lbs.)

IMAGES SHOWN ARE FOR GRAPHIC PURPOSES ONLY.

DHP484 18V

CORDLESS HAMMER DRIVER DRILL
 TOOL MODEL AVAILABLE IN:
 * DHP484RFE
 * DHP484Z



LXT R.L. XPT

Capacity Steel: 13 mm (1/2")
 Wood: 38 mm (1-1/2")
 Masonry: 13 mm (1/2")

Chuck Capacity 1.5 - 13 mm (1/16 - 1/2")

Impacts Per Minute (IPM) Hi: 0 - 30,000 / Lo: 0 - 7,500

No Load Speed (RPM) Hi: 0 - 2,000 / Lo: 0 - 500

Max Fastening Torque Hard: 54 N m (480 in.lbs.)
 Soft: 30 N m (270 in.lbs.)

Max lock torque 60 N m (530 in.lbs.)

Sound Pressure Level 88 dB(A)

Sound Power Level 99 dB(A)

Dimensions 182x79x261 mm
 (7-1/8"x3-1/8"x10-1/4")

Net weight 1.6 - 1.9 kg (3.5 - 4.2 lbs.)

IMAGES SHOWN ARE FOR GRAPHIC PURPOSES ONLY.

DHP458 18V 440

CORDLESS HAMMER DRIVER DRILL
 TOOL MODEL AVAILABLE IN:
 * DHP458Z



LXT XPT

Capacity Steel: 13 mm (1/2")
 Wood: 76 mm (3")
 Masonry: 16 mm (5/8")

Chuck Capacity 1.5 - 13 mm (1/16 - 1/2")

No Load Speed (RPM) High: 0-2,000
 Low: 0-400

Impacts Per Minute (IPM) High: 0-30,000
 Low: 0-6,000

Max Fastening Torque Hard / Soft: 91 / 58 N m

Max lock torque 84 N m (750 in.lbs.)

Dimensions 225x79x259 mm
 (8-7/8"x3-1/8"x10-1/4")

Net weight 2.2 - 2.6 kg (4.9 - 5.7 lbs.)

IMAGES SHOWN ARE FOR GRAPHIC PURPOSES ONLY.

8406 DIAMON CORE 106

HAMMER DRILL



Continuous rating input 850W

Capacity Concrete (w/ Diamond Core Bit): 152 mm (6")
 Steel: 13 mm (1/2")
 Wood: 30 mm (1-1/8")

Impacts Per Minute (IPM) 0-22,500

No Load Speed (RPM) 0-1,500

Overall Length 400 mm (15-3/4")

Net weight 3.7 kg (8.1 lbs.)

Power supply cord 2.5 m (8.2 ft)

IMAGES SHOWN ARE FOR GRAPHIC PURPOSES ONLY.

8419B 2 - SPEED 51

HAMMER DRILL



Continuous rating Input 650 W

Capacity Concrete: 19 mm (3/4")
 Steel: 13 mm (1/2")
 Wood: 30 mm (1-3/16")

Blows per minute (BPM) Hi: 14,300
 Lo: 11,000

No load speed (RPM) Hi: 1,300
 Lo: 1,000

Overall length 370 mm (14-1/2")

Net weight 3 kg (6.6 lbs)

IMAGES SHOWN ARE FOR GRAPHIC PURPOSES ONLY.

8416 55

HAMMER DRILL



Continuous rating Input 570W

Capacity Concrete: 16mm (5/8")
 Steel: 13mm (1/2")

Impacts per minute (IPM) 21,000

No load speed (RPM) 1,400

Overall length 351mm (13-3/4")

Net weight 2.6kg (5.7lbs)

Power supply cord 2.5m (8.2ft)

IMAGES SHOWN ARE FOR GRAPHIC PURPOSES ONLY.

8420V 106

HAMMER DRILL



Continuous rating input 660W

Capacity Concrete: 20 mm (3/4")
 Steel: 13 mm (1/2")
 Wood: 30 mm (1-3/16")

Blows per minute (BPM) 0 - 21,000

No load speed (RPM) 0 - 1,400

Overall length 368 mm (14-1/2")

Net weight 3 kg (6.6 lbs)

Power supply cord 2.5 m (8.2 ft)

IMAGES SHOWN ARE FOR GRAPHIC PURPOSES ONLY.

HP1630 85

HAMMER DRILL
 TOOL MODEL AVAILABLE IN:
 * HP1630K +D-53693
 * HP1630



Continuous rating input 710W

Capacity Concrete: 16 mm (5/8")
 Steel: 13 mm (1/2")
 Wood: 30 mm (1-3/16")

Chuck Capacity 1.5 - 13 mm (1/16 - 1/2")

Blows Per Minute (BPM) 0 - 48,000

No Load Speed (RPM) 0 - 3,200

Sound Pressure Level 108 dB(A)

Sound Power Level 29x75x204 mm

Dimensions (11-5/8"x2-15/16"x8")

(L x W x H) HP1631: 2 kg (4.4 lbs.)
 HP1630: 2.1 kg (4.6 lbs.)

Net weight 2.0 m (6.6 ft)

Power supply cord 2.0 m (6.6 ft)

IMAGES SHOWN ARE FOR GRAPHIC PURPOSES ONLY.

HP1640 419

HAMMER DRILL
 TOOL MODEL AVAILABLE IN:
 * HP1640KX3
 * HP1640K



Continuous rating input 680W

Capacity Concrete: 16 mm (5/8")
 Steel: 13 mm (1/2")
 Wood: 30 mm (1-3/16")

Chuck Capacity 1.5 - 13 mm (1/16 - 1/2")

Blows Per Minute (BPM) 0 - 44,800

No Load Speed (RPM) 0 - 2,800

Sound Pressure Level 92 dB(A)

Sound Power Level 103 dB(A)

Dimensions 303x72x222 mm
 (11-7/8"x2-13/16"x8-3/4")

(L x W x H) 2 kg (4.4 lbs.)

Net weight 2 kg (4.4 lbs.)

Power supply cord 2.0 m (6.6 ft)

IMAGES SHOWN ARE FOR GRAPHIC PURPOSES ONLY.

HP2050 419

HAMMER DRILL



Continuous rating Input 720W

Capacity Concrete: 20 mm (3/4")
 Steel Hi: 8 mm (5/16")
 Steel Lo: 13 mm (1/2")
 Wood Hi: 25 mm (1")
 Wood Lo: 40 mm (1-9/16")

Chuck Capacity 1.5 - 13 mm (1/16 - 1/2")

Impacts Per Minute (IPM) High: 0-58,000
 Low: 0-24,000

No Load Speed (RPM) High: 0-2,900
 Low: 0-1,200

Overall Length 362 mm (14-1/4")

Net weight 2.5 kg (5.6 lbs.)

Power supply cord 2.5 m (8.2 ft)

IMAGES SHOWN ARE FOR GRAPHIC PURPOSES ONLY.

NHP1300S 415

HAMMER DRILL



Continuous rating Input 430W

Capacity Concrete: 13mm (1/2")
 Steel: 13mm (1/2")
 Wood: 18mm (11/16")

Blows per minute (BPM) 0 - 29,000

No load speed (RPM) 0 - 2,700

Overall Length 278mm (10-7/8")

Net weight 1.7kg (3.7lbs)

Power supply cord 2.0m (6.6ft)

IMAGES SHOWN ARE FOR GRAPHIC PURPOSES ONLY.

NHP1320S 415

HAMMER DRILL



Continuous rating Input 430W

Capacity Concrete: 13mm (1/2")
 Steel: 13mm (1/2")
 Wood: 18mm (11/16")

Blows per minute (BPM) 0 - 29,000

No load speed (RPM) 0 - 2,700

Overall Length 278mm (10-7/8")

Net weight 1.7kg (3.7lbs)

Power supply cord 2.0m (6.6ft)

IMAGES SHOWN ARE FOR GRAPHIC PURPOSES ONLY.

DHR165 18V 430

CORDLESS ROTARY HAMMER
 TOOL MODEL AVAILABLE IN:
 * DHR165Z



LXT XPT

Impact Energy 1.3 J

Capacity Concrete (w/ TCT Bit): 16 mm (5/8")
 Concrete (w/ Diamond Core Bit): 32 mm (1-1/4")
 Steel: 13 mm (1/2")
 Wood: 24 mm (15/16")

Blows Per Minute (BPM) 0 - 5,300

No Load Speed (RPM) 0-1,600

Dimensions 297x79x253 mm
 (11-3/4"x3-1/8"x10")

(L x W x H) 2.3 - 3 kg (5 - 6.6 lbs.)

Net weight 2.3 - 3 kg (5 - 6.6 lbs.)


IMAGES SHOWN ARE FOR GRAPHIC PURPOSES ONLY.



HR140D 12V MAX

CORDLESS ROTARY HAMMER

TOOL MODEL AVAILABLE IN:
• HR140DWYE1



CXT

Impact Energy Capacity EPTA-Procedure 05/2009: 1.0 J
Concrete: 14 mm (9/16")
Steel: 10 mm (3/8")
Wood: 13 mm (1/2")

Impacts Per Minute (IPM) 0 - 4,900
No Load Speed (RPM) 0 - 850

Vibration Level
Hammer Drilling into Concrete: 6.5 m/s²
Drilling into Metal: 3.0 m/s² or less

Sound Pressure Level 84 dB(A)
Sound Power Level 95 dB(A)

Dimensions w/ BL1016/BL1021B:
(L x W x H) 246x74x179 mm
(9-11/16"x2-15/16"x7")


Net weight 1.9 - 2.6 kg (4.3 - 5.6 lbs.)

IMAGES SHOWN ARE FOR GRAPHIC PURPOSES ONLY.

HR166D 12V MAX

CORDLESS ROTARY HAMMER

TOOL MODEL AVAILABLE IN:
• HR166DWYE1
• HR166DZ



CXT

Impact Energy Capacity EPTA-Procedure 05/2009: 1.1 J
Concrete: 16 mm (5/8")
Steel: 10 mm (3/8")
Wood: 13 mm (1/2")

Blows Per Minute (BPM) 0 - 4,800
No Load Speed (RPM) 0 - 680

Vibration Level
Hammer Drilling into Concrete: 7.5 m/s²
Drilling into Metal: 2.5 m/s² or less

Sound Pressure Level 86 dB(A)
Sound Power Level 97 dB(A)

Dimensions w/ BL1016/BL1021B:
(L x W x H) 250x74x187 mm
(9-7/8"x2-15/16"x7-3/8")

Net weight 1.8 - 2.4 kg (4.1 - 5.4 lbs.)

IMAGES SHOWN ARE FOR GRAPHIC PURPOSES ONLY.

HR1841F 459

ROTARY HAMMER



AVT

Continuous rating input 470W
Impact Energy Capacity EPTA-Procedure 05/2009: 1.4 J
Concrete: 18 mm (11/16")
Steel: 13 mm (1/2")
Wood: 24 mm (15/16")

Blows Per Minute (BPM) 0 - 4,800
No Load Speed (RPM) 0 - 2,100
Sound Pressure Level 87 dB(A)
Sound Power Level 98 dB(A)

Vibration Level
Hammer Drilling into Concrete: 7.5 m/s²
Drilling into Metal: 3.0 m/s²


Dimensions (L x W x H) 285x75x208 mm
(11-1/4"x3"x8-3/16")

Net weight 2.0 - 2.5 kg (4.5 - 5.4 lbs.)
Power supply cord 2.5 m (8.2 ft.)

IMAGES SHOWN ARE FOR GRAPHIC PURPOSES ONLY.

HR2020 419

ROTARY HAMMER



Impact Energy 2.2J (1.62ft-lb)
Continuous rating input 710W
Capacity Concrete: 20mm (3/4")
Steel: 13mm (1/2")
Wood: 32mm (1-1/4")

Impact per minute 0 - 4,050ipm
No Load speed 0 - 1,050rpm
Overall length 352mm (13-7/8")
Net weight 2.3kg (5.1lbs)
Power supply cord 2.5m (8.2ft)

IMAGES SHOWN ARE FOR GRAPHIC PURPOSES ONLY.

HR2440 419

ROTARY HAMMER



Continuous rating input 780W
Capacity Concrete: 24 mm (15/16")
Steel: 13 mm (1/2")
Wood: 32 mm (1-1/4")

Impacts Per Minute (IPM) 0 - 4,500
No Load Speed (RPM) 0 - 1,100
Overall Length 352 mm (13-7/8")

Net weight 2.3 kg (5.1 lbs.)
Power supply cord 4.0 m (13.1 ft)

IMAGES SHOWN ARE FOR GRAPHIC PURPOSES ONLY.

HR2460 325

ROTARY HAMMER



Continuous rating input 780W
Impact Energy Capacity EPTA-Procedure 05/2009: 2.4 J
Concrete: 24 mm (15/16")
Steel: 13 mm (1/2")
Wood: 32 mm (1-1/4")

Blows Per Minute (BPM) 0 - 4,500
No Load Speed (RPM) 0 - 1,100
Sound Pressure Level 90 dB(A)
Sound Power Level 101 dB(A)

Vibration Level
Hammer Drilling into Concrete: 15.5 m/s²

Dimensions (L x W x H) 362x84x214 mm
(14-1/4"x3-5/16"x8-3/8")

Net weight 2.8 - 3.2 kg (6.1 - 7.0 lbs.)
Power supply cord 2.5 m (8.2 ft)

IMAGES SHOWN ARE FOR GRAPHIC PURPOSES ONLY.

HR4002 350

ROTARY HAMMER



Continuous rating input 1,050W
Impact Energy Capacity EPTA-Procedure 05/2009: 6.1 J
Concrete (w/ TCT Bit): 40 mm (1-9/16")

Blows Per Minute (BPM) 2,500
No Load Speed (RPM) 680
Sound Pressure Level 92 dB(A)
Sound Power Level 103 dB(A)

Vibration Level
Hammer Drilling into Concrete: 17.5 m/s²

Dimensions (L x W x H) 458x114x256 mm
(18"x4-1/2"x10-1/8")

Net weight 6.6 - 6.8 kg (14.6 - 15.0 lbs.)
Power supply cord 5.0 m (16.4 ft)

IMAGES SHOWN ARE FOR GRAPHIC PURPOSES ONLY.

HR4013C 350

ROTARY HAMMER



AVT SOFT

Continuous rating input 1,100W
Impact Energy Capacity EPTA-Procedure 05/2009: 8 J
Our experimental conditions: 11.4 J

Capacity Concrete (w/ TCT Bit): 40 mm (1-9/16")
Concrete (w/ Core Bit): 105 mm (4-1/8")
Blows Per Minute (BPM) 1,450 - 2,900
No Load Speed (RPM) 250 - 500
Sound Pressure Level 92 dB(A)
Sound Power Level 103 dB(A)

Dimensions (L x W x H) 599 x 140 x 287 mm
(23-1/2 x 5-1/2 x 11-1/4")

Net weight 6.8 - 6.9 kg (14.9 - 15.3 lbs.)
Power supply cord 5.0 m (16.4 ft)

IMAGES SHOWN ARE FOR GRAPHIC PURPOSES ONLY.

HR4030C 350

ROTARY HAMMER



Continuous rating input 1,100W
Capacity Concrete (w/ TCT Bit): 40 mm (1-9/16")
Blows Per Minute (BPM) 1,300 - 2,600
No Load Speed (RPM) 230 - 460
Sound Pressure Level 91 dB(A)
Sound Power Level 102 dB(A)

Vibration Level 8.5 m/s²
Dimensions 413x107x247 mm
(L x W x H) (16-1/4"x4-1/4"x9-3/4")

Net weight 6.9 kg (15.2 lbs.)
Power supply cord 5.0 m (16.4 ft)

IMAGES SHOWN ARE FOR GRAPHIC PURPOSES ONLY.

HR4511C 175

ROTARY HAMMER



AVT

Continuous rating input 1,350W
Impact Energy Capacity EPTA-Procedure 05/2009: 9.4 J
Our experimental conditions: 12.5 J

Capacity Concrete (w/ TCT Bit): 45 mm (1-3/4")
Concrete (w/ Core Bit): 125 mm (5")
Blows Per Minute (BPM) 1,250 - 2,750
No Load Speed (RPM) 130 - 280
Sound Pressure Level 94 dB(A)
Sound Power Level 105 dB(A)

Dimensions 458 x 136 x 288 mm
(L x W x H) (18 x 5-3/8 x 11-3/8")

Net weight 9.0 - 9.1 kg (19.8 - 20.1 lbs.)
Power supply cord 5.0 m (16.4 ft)

IMAGES SHOWN ARE FOR GRAPHIC PURPOSES ONLY.

HR5212C 175

ROTARY HAMMER



AVT SOFT

Continuous rating input 1,510W
Impact Energy Capacity EPTA-Procedure 05/2009: 20 J
Our experimental conditions: 21 J

Capacity Concrete (w/ TCT Bit): 52 mm (2")
Concrete (w/ Core Bit): 160 mm (6-5/16")
Blows Per Minute (BPM) 1,100 - 2,250
No Load Speed (RPM) 150 - 310
Sound Pressure Level 98 dB(A)
Sound Power Level 109 dB(A)

Dimensions 599 x 140 x 287 mm
(L x W x H) (23-1/2 x 5-1/2 x 11-1/4")

Net weight 11.9 - 12.0 kg (26.2 - 26.5 lbs.)
Power supply cord 5.0 m (16.4 ft)

IMAGES SHOWN ARE FOR GRAPHIC PURPOSES ONLY.

HR5202C 175

ROTARY HAMMER



Continuous rating input 1,510W
Impact Energy Capacity EPTA-Procedure 05/2009: 19.1 J

Capacity Concrete (w/ TCT Bit): 52 mm (2")
Blows Per Minute (BPM) 1,100 - 2,250
No Load Speed (RPM) 150 - 310
Sound Pressure Level 99 dB(A)
Sound Power Level 110 dB(A)

Vibration Level
Hammer Drilling into Concrete: 17.0 m/s²

Dimensions 599x134x287 mm
(L x W x H) (23-1/2"x5-1/4"x11-1/4")


Net weight 10.9 - 11.1 kg (24.1 - 24.4 lbs.)
Power supply cord 5.0 m (16.4 ft)

IMAGES SHOWN ARE FOR GRAPHIC PURPOSES ONLY.

DHR241 18V 441

CORDLESS COMBINATION HAMMER

TOOL MODEL AVAILABLE IN:
• DHR241RFE
• DHR241SYE



LXT

Impact Energy Capacity 1.9 J
Concrete: 20 mm (13/16")
Steel: 13 mm (1/2")
Wood: 26 mm (1")

Blows Per Minute (BPM) 0 - 4,000
No Load Speed (RPM) 0 - 1,100
Sound Pressure Level 86 dB(A)
Sound Power Level 97 dB(A)

Vibration Level
Hammer Drilling into Concrete: 12.5 m/s²

Dimensions 417x84x219 mm
(L x W x H) (16-3/8"x3-5/16"x8-5/8")

Net weight 3.2 - 4 kg (7.1 - 8.8 lbs.)

IMAGES SHOWN ARE FOR GRAPHIC PURPOSES ONLY.

DHR242 18V

CORDLESS COMBINATION HAMMER

TOOL MODEL AVAILABLE IN:
• DHR242Z



LXT

Impact Energy Capacity 2 J
Concrete: 24 mm (15/16")
Steel: 13 mm (1/2")
Wood: 27 mm (1-1/16")

Blows Per Minute (BPM) 0 - 4,700
No Load Speed (RPM) 0 - 950
Sound Pressure Level 90 dB(A)
Sound Power Level 101 dB(A)

Vibration Level
Hammer Drilling into Concrete: 13.5 m/s²
Drilling into Metal: 3.5 m/s²

Dimensions 328x85x213 mm
(L x W x H) (12-7/8"x3-3/8"x8-3/8")

Net weight 3.1 - 3.8 kg (6.7 - 8.4 lbs.)

IMAGES SHOWN ARE FOR GRAPHIC PURPOSES ONLY.

HR3001C 350

COMBINATION HAMMER

TOOL MODEL AVAILABLE IN:
• HR3001CJ



Continuous rating input 1,050W
Impact Energy Capacity EPTA-Procedure 05/2009: 3.9 J
Our experimental conditions: 4.5 J

Capacity Concrete (w/ TCT Bit): 30 mm (1-3/16")
Concrete (w/ Core Bit): 80 mm (3-1/8")
Concrete (w/ Diamond Core Bit): 80 mm (3-1/8")
Steel: 13 mm (1/2")
Wood: 32 mm (1-1/4")

Blows Per Minute (BPM) 0 - 4,500
No Load Speed (RPM) 0 - 840


Dimensions 369 x 98 x 226 mm
(L x W x H) (14-1/2 x 3-7/8 x 8-7/8")

Net weight 4.1 - 4.5 kg (9.0 - 9.9 lbs.)
Power supply cord 4.0 m (13.1 ft)

IMAGES SHOWN ARE FOR GRAPHIC PURPOSES ONLY.

HR2432 419

COMBINATION HAMMER



Impact Energy 2.4J (1.77 ft. lb)
Continuous rating input 780W
Capacity Concrete: 24mm (15/16")
Steel: 13mm (1/2")
Wood: 32mm (1-1/4")

Impacts per minute (ipm) 0-4,500
No load speed (rpm) 0-1,000
Dimensions 407x120x220mm
(L x W x H) (16"x4-3/4"x8-3/4")

Net weight 3.2kg (6.9lbs)
Power supply cord 4.0m (13.1ft)

IMAGES SHOWN ARE FOR GRAPHIC PURPOSES ONLY.



HR2470 325

COMBINATION HAMMER

TOOL MODEL AVAILABLE IN:
* HR2470XS



Continuous rating input 780W
Impact Energy EPTA-Procedure 05/2009: 2.4 J
Capacity Concrete: 24 mm (15/16")
Steel: 13 mm (1/2")
Wood: 32 mm (1-1/4")

Blows Per Minute (BPM) 0 - 4,500
No Load Speed (RPM) 0 - 1,100
Sound Pressure Level 90 dB(A)
Sound Power Level 101 dB(A)
Vibration Level Hammer Drilling into Concrete: 15.5 m/s²
Drilling into Metal: 4.5 m/s²


Dimensions 370x84x214 mm
(14-1/2"x3-5/16"x8-3/8")
Net weight 2.9 - 3.3 kg (6.4 - 7.3 lbs.)
Power supply cord 4.0 m (13.1 ft)

IMAGES SHOWN ARE FOR GRAPHIC PURPOSES ONLY.

HR2631F 325

COMBINATION HAMMER

TOOL MODEL AVAILABLE IN:
* HR2631FX2



Continuous rating input 800W
Impact Energy EPTA-Procedure 05/2009: 2.4 J
Capacity Concrete: 26 mm (1")
Steel: 13 mm (1/2")
Wood: 32 mm (1-1/4")

Blows Per Minute (BPM) 0 - 4,600
No Load Speed (RPM) 0 - 1,200
Sound Pressure Level 90 dB(A)
Sound Power Level 101 dB(A)
Vibration Level Hammer Drilling into Concrete: 12.0 m/s²
Drilling into Metal: 2.5 m/s² or less

Dimensions 361x77x209 mm
(14-1/4"x3"x8-1/4")
Net weight 2.9 - 3.4 kg (6.4 - 7.4 lbs.)
Power supply cord 2.5 m (8.2 ft)

IMAGES SHOWN ARE FOR GRAPHIC PURPOSES ONLY.

HR2651 325

COMBINATION HAMMER



Continuous rating input 800W
Impact Energy EPTA-Procedure 05/2009: 2.2 J
Capacity Concrete: 26 mm (1")
Core Bit: 68 mm (2-11/16")
Diamond Core Bit (Dry Type): 80 mm (3-1/8")
Steel: 13 mm (1/2")
Wood: 32 mm (1-1/4")

Blows Per Minute (BPM) 0 - 4,600
No Load Speed (RPM) 0 - 1,200
Sound Pressure Level 92 dB(A)
Sound Power Level 103 dB(A)
Vibration Level Hammer Drilling into Concrete: 11.5 m/s²
Net weight 3.1 - 4.2 kg (6.9 - 9.3 lbs.)
Power supply cord 2.5 m (8.2 ft)

IMAGES SHOWN ARE FOR GRAPHIC PURPOSES ONLY.

HR2810 325

COMBINATION HAMMER

TOOL MODEL AVAILABLE IN:
* HR2810 + D-46361



Continuous rating input 800W
Impact Energy EPTA-Procedure 05/2009: 2.8 J
Capacity Concrete (w/ TCT Bit): 28 mm (1-1/8")
Steel: 13 mm (1/2")
Wood: 32 mm (1-1/4")

Blows Per Minute (BPM) 0 - 4,500
No Load Speed (RPM) 0 - 1,100
Sound Pressure Level 89 dB(A)
Sound Power Level 100 dB(A)
Vibration Level Hammer Drilling into Concrete: 20 m/s²
Drilling into Metal: 2.5 m/s² or less

Dimensions 314x89x225 mm
(12-3/8"x3-1/2"x8-7/8")
Net weight 3.4 - 3.8 kg (7.5 - 8.5 lbs.)
Power supply cord 2.5 m (8.2 ft)

IMAGES SHOWN ARE FOR GRAPHIC PURPOSES ONLY.

DHR400N 18V

CORDLESS DEMOLITION HAMMER

TOOL MODEL AVAILABLE IN:
* DHR400ZKN



Impact Energy EPTA-Procedure 05/2009: 8.0 J
Capacity Concrete (w/ TCT Bit): 40 mm (1-9/16")
Blows Per Minute (BPM) 1,450 - 2,900
No Load Speed (RPM) 250 - 500
Sound Pressure Level 91 dB(A)
Sound Power Level 102 dB(A)
Vibration Level Hammer Drilling into Concrete: 5.0 m/s²

Dimensions 473x120x285 mm
(18-5/8"x4-3/4"x11-1/4")
Net weight 7.3 - 8.1 kg (16.1 - 17.9 lbs.)

IMAGES SHOWN ARE FOR GRAPHIC PURPOSES ONLY.

HM0810T 105

DEMOLITION HAMMER

TOOL MODEL AVAILABLE IN:
* HM0810TA



Continuous rating input 900W
Impact Energy EPTA-Procedure 05/2009: 7.2 J
Blows Per Minute (BPM) 2,900
Sound Pressure Level 92 dB(A)
Sound Power Level 103 dB(A)
Overall Length 428 mm (16-7/8")
Net weight 6.3 kg (13.9 lbs.)
Power supply cord 5.0 m (16.4 ft)

IMAGES SHOWN ARE FOR GRAPHIC PURPOSES ONLY.

HM0871C 150

DEMOLITION HAMMER



Continuous rating input 1,100W
Impact Energy EPTA-Procedure 05/2009: 8.1 J
Blows Per Minute (BPM) 1,100 - 2,650
Sound Pressure Level 86 dB(A)
Sound Power Level 97 dB(A)
Vibration Level Chiselling Function w/ Side Handle: 8.0 m/s²

Dimensions 466x116x230 mm
(18-3/8"x4-9/16"x9")
Net weight 5.6 - 5.8 kg (12.4 - 12.8 lbs.)
Power supply cord 5.0 m (16.4 ft)

IMAGES SHOWN ARE FOR GRAPHIC PURPOSES ONLY.

HM1111C 175

DEMOLITION HAMMER



Continuous rating input 1,300W
Impact Energy EPTA-Procedure 05/2009: 11.2 J
Blows Per Minute (BPM) 1,100 - 2,650
Sound Pressure Level 88 dB(A)
Sound Power Level 99 dB(A)
Vibration Level Chiselling Function w/ Side Handle: 7.5 m/s²

Dimensions 528x126x247 mm
(20-3/4"x4-9/16"x9-3/4")
Net weight 7.8 - 8.0 kg (17.3 - 17.6 lbs.)
Power supply cord 4.0 m (13.1 ft)

IMAGES SHOWN ARE FOR GRAPHIC PURPOSES ONLY.

HM1201 155

DEMOLITION HAMMER



Continuous rating input 1,130W
Blows Per Minute (BPM) 2,000
Overall Length 480 mm (18-7/8")
Net weight 9.1 kg (20.1 lbs.)
Power supply cord 5.0 m (16.4 ft)

IMAGES SHOWN ARE FOR GRAPHIC PURPOSES ONLY.

HM1213C 175

DEMOLITION HAMMER



Continuous rating input 1,510W
Impact Energy EPTA-Procedure 05/2009: 18.6 J
Blows Per Minute (BPM) 950 - 1,900
Sound Pressure Level 75 dB(A)
Sound Power Level 95 dB(A)
Vibration Level Chiselling Function w/ Side Handle: 8.0 m/s²

Dimensions 576x149x265 mm
(22-3/4"x5-7/8"x10-3/8")
Net weight 10.8 kg (23.7 lbs.)
Power supply cord 5.0 m (16.4 ft)

IMAGES SHOWN ARE FOR GRAPHIC PURPOSES ONLY.

HM1214C 175

DEMOLITION HAMMER




Continuous rating input 1,510W
Impact Energy EPTA-Procedure 05/2009: 19.9 J
Blows Per Minute (BPM) 950 - 1,900
Sound Pressure Level 78 dB(A)
Sound Power Level 98 dB(A)
Dimensions 700x129x265 mm
(27-1/2"x5-1/8"x10-3/8")
Net weight 12.3 kg (27.1 lbs.)
Power supply cord 5.0 m (16.4 ft)

IMAGES SHOWN ARE FOR GRAPHIC PURPOSES ONLY.

HM1306 204

DEMOLITION HAMMER



Continuous rating input 1,510W
Impact Energy EPTA-Procedure 05/2009: 21.7 J
Blows Per Minute (BPM) 1,450
Dimensions 652x121x231 mm
(25-3/4"x4-9/16"x9-1/8")
Net weight 15.1 kg (33.3 lbs.)
Power supply cord 5.0 m (16.4 ft)

IMAGES SHOWN ARE FOR GRAPHIC PURPOSES ONLY.

DHK180 18V

CORDLESS POWER SCRAPER

TOOL MODEL AVAILABLE IN:
* DHK180Z



Impact Energy EPTA-Procedure 05/2009: 3.1 J
Blows Per Minute (BPM) 0 - 3,200
Dimensions 368x99x211 mm
(14-1/2"x3-7/8"x8-5/16")
Net weight 3.3 - 3.6 kg (7.3 - 7.9 lbs.)

IMAGES SHOWN ARE FOR GRAPHIC PURPOSES ONLY.

HM1317C 175

BREAKER




Continuous rating input 1,510W
Impact Energy EPTA-Procedure 05/2009: 25 J
Blows Per Minute (BPM) 730 - 1,450
Sound Pressure Level 81 dB(A)
Sound Power Level 101 dB(A)
Dimensions 715x129x266 mm
(28-1/8"x5-1/8"x10-1/2")
Net weight 17 kg (37.5 lbs.)
Power supply cord 5.0 m (16.4 ft)

IMAGES SHOWN ARE FOR GRAPHIC PURPOSES ONLY.

HM1400 155

BREAKER



Continuous rating input 1,240W
Impact Energy EPTA-Procedure 05/2009: 29.5 J
Blows Per Minute (BPM) 1,200
Sound Pressure Level 83 dB(A)
Sound Power Level 103 dB(A)
Overall Length 613 mm (24-1/8")
Net weight 18.1 kg (39.9 lbs.)
Power supply cord 5.0 m (16.4 ft)

IMAGES SHOWN ARE FOR GRAPHIC PURPOSES ONLY.

HM1812 218

BREAKER

TOOL MODEL AVAILABLE IN:
* HM1812 + TROLLEY



Continuous rating input 2,000W
Impact Energy EPTA-Procedure 05/2009: 72.8 J
Blows Per Minute (BPM) 870
Sound Pressure Level 96 dB(A)
Sound Power Level 107 dB(A)
Dimensions 843x210x608 mm
(33-1/4"x8-1/4"x24")
Net weight 31.3 kg (69 lbs.)
Power supply cord 5.0 m (16.4 ft)

IMAGES SHOWN ARE FOR GRAPHIC PURPOSES ONLY.

-  **DOUBLE INSULATION**
-  **VARIABLE SPEED**
-  **BRAKE**
-  **CONSTANT SPEED**
-  **REVERSING**
-  **TORQUE LIMITER**
-  **17mm HEX SHANK**
-  **21mm HEX SHANK**
-  **28.6mm HEX SHANK**
-  **30mm HEX SHANK**
-  **SDS MAX SHANK**
-  **SDS PLUS SHANK**
-  **DUST COLLECTING**
-  **BUILT-IN JOB LIGHT**
-  **CARRYING CASE**
-  **SOFT START**

CUTTING & SAWING



CC300D 10.8V

CORDLESS CUTTER
 TOOL MODEL AVAILABLE IN:
 * CC300DWE



LITHIUM-ION

Blade Diameter	85 mm (3-3/8")
Max Cutting Capacity	90°: 25.5 mm (1") 45°: 16.5 mm (5/8")
No Load Speed (RPM)	1,400
Tank capacity	Water : 0.5 L
Vibration Level	Concrete Cutting: 2.5 m/s ²
Sound Pressure Level	83 dB(A)
Sound Power Level	94 dB(A)
Dimensions (L x W x H)	300x170x154 mm (11-3/4"x6-11/16"x6-1/16")
Net weight	1.6 kg (3.6 lbs.)

IMAGES SHOWN ARE FOR GRAPHIC PURPOSES ONLY.

DCC500 18V

CORDLESS DUSTLESS CUTTER
 TOOL MODEL AVAILABLE IN:
 * DCC500Z




LET'S GO! AWS XPT

Blade Diameter	125 mm (5")
Hole Diameter	20 mm (13/16")
Max Cutting Capacity	90°: 40 mm (1-9/16") 45°: 27 mm (1-1/16")
No Load Speed (RPM)	8,800
Max Output	700 W
Dimensions (L x W x H)	283 x 158 x 172 mm (11-1/8 x 6-1/4 x 6-3/4")
Net weight	2.5 - 3.0 kg (5.5 - 6.6 lbs.)

IMAGES SHOWN ARE FOR GRAPHIC PURPOSES ONLY.

4100KB 303

DUSTLESS CUTTER




Continuous rating input	1,400 W
Blade Diameter	125 mm (5")
Max Cutting Capacity	40.0 mm (1-9/16")
No Load Speed (RPM)	12,200
Vibration Level	Concrete Cutting: 6.0 m/s ²
Sound Pressure Level	96 dB(A)
Sound Power Level	107 dB(A)
Dimensions (L x W x H)	231x220x179 mm (9-1/8"x8-5/8"x7")
Net weight	3.0 kg (6.6 lbs.)
Power supply cord	2.5 m (8.2 ft.)

IMAGES SHOWN ARE FOR GRAPHIC PURPOSES ONLY.

4100NH 303

CUTTER



Continuous rating input	1,300W
Blade Diameter	110 mm (4-3/8")
Max Cutting Capacity	90°: 34 mm (1-3/8")
No Load Speed (RPM)	14,500
Dimensions (L x W x H)	234 x 210 x 165 mm (9-1/4 x 8-1/4 x 6-1/2")
Net weight	2.9 kg (6.5 lbs.)
Power supply cord	2.5 m (8.2 ft)

IMAGES SHOWN ARE FOR GRAPHIC PURPOSES ONLY.

4100NH2 303

CUTTER



Continuous rating input	1,400W
Blade Diameter	Max 125 mm (Max 5")
Max cutting capacity w/ 110mm (4-3/8") wheel	90°: 32.5 mm (1-1/4") 45°: 21.5 mm (7/8")
Max cutting capacity w/ 125mm (5") wheel	90°: 40.0 mm (1-9/16") 45°: 27.0 mm (1-1/16")
No Load Speed (RPM)	12,200
Dimensions (L x W x H)	238x214x169 mm (9-3/8"x8-3/8"x6-5/8")
Net weight	3 kg (6.6 lbs.)
Power supply cord	2.5 m (8.2 ft.)

IMAGES SHOWN ARE FOR GRAPHIC PURPOSES ONLY.

4107R 153

CUTTER



Continuous rating input	1,400W
Capacity	Max cutting : 60 mm (2-3/8")
Blade Diameter	180 mm (7-1/8")
No Load Speed (RPM)	5,000
Overall Length	370 mm (14-9/16")
Net weight	6.3 kg (14.5 lbs.)
Power supply cord	5.0 m (16.4 ft)

IMAGES SHOWN ARE FOR GRAPHIC PURPOSES ONLY.



4131 303

METAL CUTTER



Continuous rating input 1,100W
 Blade Diameter 185 mm (7-1/4")
 Capacity Max cutting : 63 mm (2-1/2")
 No Load Speed (RPM) 3,500
 Overall Length 358 mm (14-1/8")
 Net weight 4.8 kg (11.3 lbs.)
 Power supply cord 2.5 m (8.2 ft)

IMAGES SHOWN ARE FOR GRAPHIC PURPOSES ONLY.

5057KB 153

CIRCULAR SAW WITH DUST COLLECTION



Continuous rating input 1,400W
 Max Cutting Capacity 90°: 60 mm (2-3/8")
 45°: 30 mm (1-1/8")
 Blade Diameter 185 mm (7-1/4")
 No Load Speed (RPM) 5,800
 Overall Length 354 mm (14")
 Net weight 5.1 kg (11.2 lbs.)
 Power supply cord 5.0 m (16.4 ft)

IMAGES SHOWN ARE FOR GRAPHIC PURPOSES ONLY.

CA5000 303

ALUMINUM GROOVE CUTTER

TOOL MODEL AVAILABLE IN:
 * CA5000X




Continuous rating input 1,300W
 Blade Type : Cutter blade / TCT saw blade
 Max cutting capacity w/ Cutter blade w/ Guide rail: 11 mm (7/16")
 Max cutting capacity w/ TCT Saw blade w/o Guide rail: 36 mm (1-7/16")
 No Load Speed (RPM) 2,200-6,400
 Dimensions 346x250x250 mm (13-5/8"x9-7/8"x9-7/8")
 Net weight 4.7 kg (10.4 lbs.)
 Power supply cord 2.5 m (8.2 ft)

IMAGES SHOWN ARE FOR GRAPHIC PURPOSES ONLY.

SG1251 318

WALL CHASER

TOOL MODEL AVAILABLE IN:
 * SG1251J



Continuous rating input 1,400W
 Capacity Depth : 0-30 mm (0 - 1-3/16")
 Width: 6-30 mm (1/4 - 1-3/16")
 Blade Diameter 125 mm (5")
 No Load Speed (RPM) 10,000
 Dimensions 350x151x178 mm (13-3/4"x5-15/16"x7")
 Net weight 4.3 kg (9.5 lbs.)
 Power supply cord 5.0 m (16.4 ft)

IMAGES SHOWN ARE FOR GRAPHIC PURPOSES ONLY.

DJS161 18V 430

CORDLESS METAL SHEAR

TOOL MODEL AVAILABLE IN:
 * DJS161Z



Capacity Steel up to 400 N/mm² : 1.6 mm
 Steel up to 600 N/mm² : 1.2 mm
 Aluminum up to 200 N/mm² : 2.5 mm
 Strokes Per Minute (SPM) 4,300
 Dimensions 362x78x118 mm (L x W x H) (14-1/4"x3-1/16"x4-5/8")
 Net weight 1.8 - 2.2 kg (4.1 - 4.8 lbs.)

IMAGES SHOWN ARE FOR GRAPHIC PURPOSES ONLY.

JS1601 459

STRAIGHT METAL SHEAR



Continuous rating input 380W
 Capacity Steel up to 400 N/mm² : 1.6 mm
 Steel up to 600 N/mm² : 1.2 mm
 Steel up to 800 N/mm² : 0.8 mm
 Aluminum up to 200 N/mm² : 2.5 mm
 Min. cutting radius 250 mm (9-7/8")
 Strokes Per Minute (SPM) 4,500
 Dimensions 320x70x78 mm (L x W x H) (12-5/8"x2-3/4"x3-1/16")
 Net weight 1.4 kg (3.2 lbs.)
 Power supply cord 2.5 m (8.2 ft)

IMAGES SHOWN ARE FOR GRAPHIC PURPOSES ONLY.

JS1602 459

METAL SHEAR



Continuous rating input 380W
 Capacity Steel up to 400 N/mm² : 1.6 mm
 Steel up to 600 N/mm² : 1.2 mm
 Steel up to 800 N/mm² : 0.8 mm
 Aluminum up to 200 N/mm² : 2.5 mm
 Min. cutting radius 30 mm (1-3/16")
 Strokes Per Minute (SPM) 4,000
 Dimensions 255x74x146 mm (L x W x H) (10"x2-15/16"x5-3/4")
 Net weight 1.6 kg (3.4 lbs.)
 Power supply cord 2.5 m (8.2 ft)

IMAGES SHOWN ARE FOR GRAPHIC PURPOSES ONLY.

JS3201 303

METAL SHEAR



Continuous rating input 710W
 Capacity Steel up to 400 N/mm² : 3.2 mm
 Steel up to 600 N/mm² : 2.5 mm
 Steel up to 800 N/mm² : 1.5 mm
 Aluminum up to 200 N/mm² : 4.0 mm
 Min. cutting radius 50 mm (2")
 Strokes Per Minute (SPM) 1,600
 Dimensions 213x90x239 mm (L x W x H) (8-3/8"x3-1/2"x9-3/8")
 Net weight 3.4 kg (7.5 lbs.)
 Power supply cord 2.5 m (8.2 ft)

IMAGES SHOWN ARE FOR GRAPHIC PURPOSES ONLY.

DJN161 18V 430

CORDLESS METAL SHEAR

TOOL MODEL AVAILABLE IN:
 * DJN161Z



Capacity Steel up to 400 N/mm² : 1.6 mm
 Steel up to 600 N/mm² : 1.2 mm
 Aluminum up to 200 N/mm² : 2.5 mm
 Strokes Per Minute (SPM) 4,300
 Dimensions 362x78x118 mm (L x W x H) (14-1/4"x3-1/16"x4-5/8")
 Net weight 1.8 - 2.2 kg (4.1 - 4.8 lbs.)

IMAGES SHOWN ARE FOR GRAPHIC PURPOSES ONLY.

JN1601 411

NIBBLER



Continuous rating input 550W
 Capacity Steel up to 400 N/mm² : 1.6 mm
 Steel up to 600 N/mm² : 1.2 mm
 Steel up to 800 N/mm² : 0.8 mm
 Aluminum up to 200 N/mm² : 2.5 mm
 Min. cutting radius Outside edge : 50 mm (2")
 Inside edge : 45 mm (1-3/4")
 Strokes Per Minute (SPM) 2,200
 Overall Length 261 mm (10-1/4")
 Net weight 1.6 kg (3.6 lbs.)
 Power supply cord 2.0 m (6.6 ft)

IMAGES SHOWN ARE FOR GRAPHIC PURPOSES ONLY.

JN3201 303

NIBBLER



Continuous rating input 710W
 Capacity Steel up to 400 N/mm² : 3.2 mm
 Steel up to 600 N/mm² : 2.5 mm
 Steel up to 800 N/mm² : 1.0 mm
 Aluminum up to 200 N/mm² : 3.5 mm
 Min. cutting radius Outside edge : 128 mm (5-1/16")
 Inside edge : 120 mm (4-3/4")
 Strokes Per Minute (SPM) 1,300
 Dimensions 225x90x254 mm (L x W x H) (8-7/8"x1-2"x10")
 Net weight 3.4 kg (7.4 lbs.)
 Power supply cord 2.5 m (8.2 ft)

IMAGES SHOWN ARE FOR GRAPHIC PURPOSES ONLY.

DCS553 18V

CORDLESS METAL CUTTER

TOOL MODEL AVAILABLE IN:
 * DCS553RTJ
 * DCS553Z



Capacity Steel up to 400 N/mm² : 1.6 mm
 Steel up to 600 N/mm² : 1.2 mm
 Aluminum up to 200 N/mm² : 2.5 mm
 Strokes Per Minute (SPM) 4,300
 Dimensions 362x78x118 mm (L x W x H) (14-1/4"x3-1/16"x4-5/8")
 Net weight 1.8 - 2.2 kg (4.1 - 4.8 lbs.)

IMAGES SHOWN ARE FOR GRAPHIC PURPOSES ONLY.

DCS550 18V 430

CORDLESS METAL CUTTER

TOOL MODEL AVAILABLE IN:
 * DCS550Z



Capacity Steel up to 400 N/mm² : 1.6 mm
 Steel up to 600 N/mm² : 1.2 mm
 Aluminum up to 200 N/mm² : 2.5 mm
 Strokes Per Minute (SPM) 4,300
 Dimensions 362x78x118 mm (L x W x H) (14-1/4"x3-1/16"x4-5/8")
 Net weight 1.8 - 2.2 kg (4.1 - 4.8 lbs.)

IMAGES SHOWN ARE FOR GRAPHIC PURPOSES ONLY.

SC103D 12V 430

CORDLESS THREADED ROD CUTTER

TOOL MODEL AVAILABLE IN:
 * SC103DZ



Capacity Mild Steel: M10
 Stainless Steel: W3/8
 20 mm (13/16")
 Min. Cutting Length 280 W
 Work Amount (pcs) W3/8 (Mild Steel) w/ BL1041B: 700
 W3/8 (Stainless) w/ BL1041B: 550
 M10 (Mild Steel) w/ BL1041B: 550
 w/ BL1041B: 180 x 107 x 289 mm (7-1/8 x 4-1/4 x 11-3/8")
 Dimensions (L x W x H) (7-1/8 x 4-1/4 x 11-3/8")
 Net weight 2.7 - 2.8 kg (6.0 - 6.2 lbs.)

IMAGES SHOWN ARE FOR GRAPHIC PURPOSES ONLY.

DSC102 18V

CORDLESS THREADED ROD CUTTER

TOOL MODEL AVAILABLE IN:
 * DSC102Z



Capacity Mild Steel: W3/8, M10, M8, M6
 Stainless Steel: W3/8, M8, M6
 20 mm (13/16")
 Min. Cutting Length 280 W
 Work Amount (pcs) M8 (Mild Steel) w/ BL1860B: 2,300
 M8 (Stainless) w/ BL1860B: 1,900
 Vibration Level Cutting Threaded Stainless Steel Rod (Rod Size W3/8): 2.5 m/s² or less
 Sound Pressure Level 71 dB(A)
 Dimensions 199x103x308 mm (7-7/8"x4-1/16"x12-1/8")
 Net weight 2.8 - 3.2 kg (6.2 - 7.0 lbs.)

IMAGES SHOWN ARE FOR GRAPHIC PURPOSES ONLY.

DSC250 18V

CORDLESS STEEL ROD CUTTER

TOOL MODEL AVAILABLE IN:
 * DSC250RT



Capacity Mild Steel: W3/8, M10, M8, M6
 Stainless Steel: W3/8, M8, M6
 20 mm (13/16")
 Min. Cutting Length 280 W
 Work Amount (pcs) M8 (Mild Steel) w/ BL1860B: 2,300
 M8 (Stainless) w/ BL1860B: 1,900
 Vibration Level Cutting Threaded Stainless Steel Rod (Rod Size W3/8): 2.5 m/s² or less
 Sound Pressure Level 71 dB(A)
 Dimensions 199x103x308 mm (7-7/8"x4-1/16"x12-1/8")
 Net weight 2.8 - 3.2 kg (6.2 - 7.0 lbs.)

IMAGES SHOWN ARE FOR GRAPHIC PURPOSES ONLY.



DLW140 18V

CORDLESS CUT-OFF MACHINE
 TOOL MODEL AVAILABLE IN:
 * DLW140Z




LXT BL

Wheel Diameter	355 mm (14")
Hole Diameter	25.4 mm (1")
No Load Speed (RPM)	3,800
Capacity at 90°	Round: 127 mm (5")
Capacity at 45°	Round: 127 mm (5")
Vibration Level	2.5 m/s ²
Sound Pressure Level	103 dB(A)
Sound Power Level	115 dB(A)
Dimensions (L x W x H)	537x290x640 mm
Net weight	(21-1/8"x11-3/8"x25-1/4") 17.2 - 17.8 kg (37.9 - 39.3 lbs.)

IMAGES SHOWN ARE FOR GRAPHIC PURPOSES ONLY.

2414 153

PORTABLE CUT-OFF




Continuous rating input	2,000W
Wheel Diameter	355 mm (14")
Hole Diameter	25.4 mm (1")
No Load Speed (RPM)	3,800
Dimensions (L x W x H)	500 x 600 x 280 mm
Net weight	(19-11/16 x 23-5/8 x 11") 16.3 kg (36 lbs.)
Power supply cord	2.5 m (8.2 ft)

IMAGES SHOWN ARE FOR GRAPHIC PURPOSES ONLY.

2414NB 203

PORTABLE CUT-OFF



Continuous rating input	2,000W
Wheel Diameter	355 mm (14")
Hole Diameter	25.4 mm (1")
No Load Speed (RPM)	3,800
Dimensions (L x W x H)	500 x 280 x 600 mm
Net weight	(19-11/16 x 11 x 23-5/8") 18.4 kg (40.6 lbs.)
Power supply cord	2.5 m (8.2 ft)

IMAGES SHOWN ARE FOR GRAPHIC PURPOSES ONLY.

LW1401 203

PORTABLE CUT-OFF MACHINE




Continuous rating input	2,200W
Wheel Diameter	355 mm (14")
No Load Speed (RPM)	3,800
Capacity at 90°	Round: 127 mm (5")
Capacity at 45°	Rectangular: 115x130 mm (4-1/2"x5-1/8") Round: 127 mm (5")
Vibration Level	2.5 m/s ² or less
Sound Pressure Level	102 dB(A)
Sound Power Level	110 dB(A)
Net weight	18.3 kg (40.3 lbs.)
Power supply cord	2.5 m (8.2 ft)

IMAGES SHOWN ARE FOR GRAPHIC PURPOSES ONLY.

2416S 153

PORTABLE CUT-OFF MACHINE



Continuous rating input	1,430W
Wheel Diameter	405 mm (16")
Hole Diameter	25.4 mm (1")
No Load Speed (RPM)	2,300
Dimensions (L x W x H)	610x265x535 mm
Net weight	(24"x10-3/8"x21") 19.2 kg (42.3 lbs.)
Power supply cord	2.5 m (8.2 ft)

IMAGES SHOWN ARE FOR GRAPHIC PURPOSES ONLY.

LC1230 203

METAL CUTTING SAW



Continuous rating input	1,750W
Blade Diameter	305 mm (12")
Max Cutting Capacity	90°: 115 mm (4-1/2") 90°: 75 x 150 mm (2-15/16" x 5-7/8") 45°: 90 mm (3-1/2") 45°: 85 x 85 mm (3-5/16" x 3-5/16")
No Load Speed (RPM)	1,300
Dimensions (L x W x H)	516x306x603 mm
Net weight	(20-1/4"x12"x23-3/4") 19.3 kg (42.5 lbs.)
Power supply cord	2.5 m (8.2 ft)

IMAGES SHOWN ARE FOR GRAPHIC PURPOSES ONLY.

DPB181 18V

CORDLESS PORTABLE BAND SAW
 TOOL MODEL AVAILABLE IN:
 * DPB181Z



LXT

Capacity	Round: 64 mm (2-1/2") Rectangular workpiece without stand: 64x64 mm (2-1/2"x2-1/2")
Blade speed	3.2 m/s (630 ft/min.)
Dimensions (L x W x H)	468x197x233 mm
Net weight	(18-1/2"x7-3/4"x9-1/8") 3.3 - 3.6 kg (7.3 - 8.0 lbs)

IMAGES SHOWN ARE FOR GRAPHIC PURPOSES ONLY.

DPB182 18V

CORDLESS PORTABLE BAND SAW
 TOOL MODEL AVAILABLE IN:
 * DPB182Z



LXT

Capacity	Round: 64 mm (2-1/2") Rectangular: 64x64 mm (2-1/2"x2-1/2")
Blade Speed	3.2 m/s (630 ft/min.)
Blade Size	Length: 835 mm (32-7/8") Width: 13 mm (1/2") Thickness: 0.5 mm (0.02")
Vibration Level	Cutting Metal: 2.5 m/s ² or less
Sound Pressure Level	79 dB(A)
Dimensions (L x W x H)	477x197x229 mm
Net weight	(18-3/4"x7-3/4"x9") 3.8 - 4.1 kg (8.3 - 9.0 lbs.)

IMAGES SHOWN ARE FOR GRAPHIC PURPOSES ONLY.

DPB183 18V

CORDLESS PORTABLE BAND SAW
 TOOL MODEL AVAILABLE IN:
 * DPB183Z




LXT BL

Capacity	Round: 66 mm (2-5/8") Square: 66 x 66 mm (2-5/8 x 2-5/8")
Blade Speed	0 - 3.2 m/s (0 - 630 ft/min.)
Blade Size	Length: 835 mm (32-7/8") Width: 13 mm (1/2") Thickness: 0.5 mm (0.02")
Max Output	490 W
Vibration Level	Cutting Metal: 2.5 m/s ² or less
Vibration K Factor	Cutting Metal: 1.5 m/s ²
Sound Pressure Level	80 dB(A)
Noise K Factor	3 dB(A)
Dimensions (L x W x H)	392 x 174 x 242 mm
Net weight	(15-1/2 x 6-7/8 x 9-1/2") 3.6 - 3.9 kg (7.9 - 8.6 lbs.)

IMAGES SHOWN ARE FOR GRAPHIC PURPOSES ONLY.

LB1200F

BAND SAW



Continuous rating input	900W
Capacity	Thickness of cut : 165 mm (6-1/2") Throat : 305 mm (12")
Blade Speed	High: (50 Hz) 800 (60 Hz) 1,000 m/min (550 Hz) 2,424 (60 Hz) 3,280 ft/min (50 Hz) 400 (60 Hz) 500 m/min (550 Hz) 1,312 (60 Hz) 1,640 ft/min
Low:	(50 Hz) 400 (60 Hz) 500 m/min (550 Hz) 1,312 (60 Hz) 1,640 ft/min
Dimensions (L x W x H)	615 x 775 x 1,600 mm
Net weight	(24-1/4 x 30-1/2 x 63") 82 kg (181.2 lbs.)
Power supply cord	2.5 m (8.2 ft)

IMAGES SHOWN ARE FOR GRAPHIC PURPOSES ONLY.

2107F 303

PORTABLE BAND SAW
 TOOL MODEL AVAILABLE IN:
 * 2107FK



Continuous rating input	710W
Capacity	Round: 120 mm (4-3/4") Rectangular: 120x120 mm (4-3/4"x4-3/4")
Blade Speed	1.0 - 1.7 m/s
Blade Size	Length: 1,140 mm Width: 13 mm Thickness: 0.5 mm
Vibration Level	Cutting Chipboard: 2.5 m/s ² or less Cutting Metal: 2.5 m/s ² or less
Sound Pressure Level	86 dB(A)
Sound Power Level	98 dB(A)
Dimensions (L x W x H)	508x188x256 mm
Net weight	(20"x7-3/8"x10-1/8") 4.3 kg (13.9 lbs.)
Power supply cord	2.5 m (8.2 ft)

IMAGES SHOWN ARE FOR GRAPHIC PURPOSES ONLY.

DJR185 18V

CORDLESS RECIPRO SAW
 TOOL MODEL AVAILABLE IN:
 * DJR185Z



LXT

Capacity	Pipe : 50 mm (2") Wood: 50 mm (2") 13 mm (1/2")
Length of Stroke	392 mm (15.4")
Vibration Level	Cutting Boards: 8.0 m/s ² Cutting Wooden Beams: 7.0 m/s ²
Strokes Per Minute (SPM)	0-3,000
Sound Pressure Level	76 dB(A)
Dimensions (L x W x H)	392x81x209 mm
Net weight	(15-1/2"x3-3/16"x8-1/4") 1.5 - 1.8 kg (3.4 - 4.1 lbs.)

IMAGES SHOWN ARE FOR GRAPHIC PURPOSES ONLY.

DJR186 18V 441

CORDLESS RECIPRO SAW
 TOOL MODEL AVAILABLE IN:
 * DJR186Z



LXT XPT

Length of Stroke	32 mm (1-1/4")
Strokes Per Minute (SPM)	0 - 2,800
Capacity	Pipe : 130 mm (5-1/8") Wood: 255 mm (10")
Vibration Level	Cutting Boards: 13.0 m/s ² Cutting Wooden Beams: 12.5 m/s ²
Sound Pressure Level	84 dB(A)
Sound Power Level	95 dB(A)
Dimensions (L x W x H)	486x81x223 mm
Net weight	(19-1/8"x3-3/16"x8-3/4") 3.5 - 3.8 kg (7.6 - 8.3 lbs.)

IMAGES SHOWN ARE FOR GRAPHIC PURPOSES ONLY.

DJR187 18V

CORDLESS RECIPRO SAW
 TOOL MODEL AVAILABLE IN:
 * DJR187RF
 * DJR187Z



LXT BL XPT

Length of Stroke	32 mm (1-1/4")
Strokes Per Minute (SPM)	High / Low: 0 - 3,000 / 0 - 2,300
Capacity	Pipe : 130 mm (5-1/8") Wood: 255 mm (10")
Vibration Level	Cutting Boards: 16.5 m/s ² Cutting Wooden Beams: 15.5 m/s ²
Sound Pressure Level	84 dB(A)
Sound Power Level	95 dB(A)
Dimensions (L x W x H)	439x83x231 mm
Net weight	(17-1/4"x3-1/4"x9-1/8") 3.4 - 3.8 kg (7.6 - 8.3 lbs.)

IMAGES SHOWN ARE FOR GRAPHIC PURPOSES ONLY.

JR3050T 303

RECIPRO SAW



Continuous rating input	1,010W
Length of Stroke	28 mm (1-1/8")
Strokes Per Minute (SPM)	0 - 2,800
Capacity	Pipe : 130 mm (3-1/2") Wood: 255 mm (10")
Vibration Level	Cutting Boards: 15.0 m/s ² Cutting Wooden Beams: 20.0 m/s ²
Sound Pressure Level	89 dB(A)
Sound Power Level	100 dB(A)
Overall Length	452 mm (17-3/4")
Net weight	3.3 kg (7.3 lbs.)
Power supply cord	2.5 m (8.2 ft)

IMAGES SHOWN ARE FOR GRAPHIC PURPOSES ONLY.

JR3051T

RECIPRO SAW
 TOOL MODEL AVAILABLE IN:
 * JR3051TK



Continuous rating input	1,200W
Length of Stroke	30 mm (1-3/16")
Strokes Per Minute (SPM)	0 - 3,000
Capacity	Pipe : 130 mm (3-1/2") Wood: 255 mm (10")
Dimensions (L x W x H)	447x97x176 mm
Net weight	(17-5/8"x3-13/16"x6-15/16") 3.2 - 3.3 kg (7.1 - 7.3 lbs.)
Power supply cord	2.5 m (8.2 ft)

IMAGES SHOWN ARE FOR GRAPHIC PURPOSES ONLY.



JV101D 12V MAX

CORDLESS JIGSAW
TOOL MODEL AVAILABLE IN:
 * JV101DWYE
 * JV101DZ



CX3

Max Cutting Capacity at 90° Wood / Aluminum / Mild Steel:
 65 / 4 / 2 mm (2-9/16" / 5/32" / 1/16")
 Length of Stroke 18 mm (11/16")
 Strokes Per Minute (SPM) 0-2,900
 Vibration Level Cutting Boards: 7.0 m/s²
 Cutting Sheet Metal: 5.5 m/s²
 80 dB(A)
 Sound Pressure Level 91 dB(A)
 Sound Power Level 232x76x196 mm
 Dimensions (L x W x H) (9-1/8"x3"x7-3/4")
 Net weight 1.8 - 1.9 kg (3.9 - 4.3 lbs.)

IMAGES SHOWN ARE FOR GRAPHIC PURPOSES ONLY.

JV103D 12V MAX

CORDLESS JIGSAW
TOOL MODEL AVAILABLE IN:
 * JV103DZ



CX3

Max Cutting Capacity at 90° Wood / Aluminum / Mild Steel :
 90 / 20 / 10 mm (3-1/2" / 13/16" / 3/8")
 Length of Stroke 23 mm (7/8")
 Strokes Per Minute (SPM) 800 - 3,000
 Vibration Level Cutting Boards: 8.5 m/s²
 Cutting Sheet Metal: 6.0 m/s²
 85 dB(A)
 Sound Pressure Level 96 dB(A)
 Sound Power Level 237x76x206 mm
 Dimensions (L x W x H) (9-3/8"x3"x8-1/8")
 Net weight 1.9 - 2.0 kg (4.1 - 4.4 lbs.)

IMAGES SHOWN ARE FOR GRAPHIC PURPOSES ONLY.

DJV182 18V

CORDLESS JIGSAW
TOOL MODEL AVAILABLE IN:
 * DJV182RF
 * DJV182Z



LXT

Capacity Wood: 135 mm (5-5/16")
 Steel: 10 mm (3/8")
 26 mm (1")
 Length of Stroke 0-2,600
 Strokes Per Minute (SPM) 257x73x208 mm
 Dimensions (L x W x H) (10-1/8"x2-7/8"x8-3/16")
 Net weight 2.7 - 3 kg (6 - 6.7 lbs.)

IMAGES SHOWN ARE FOR GRAPHIC PURPOSES ONLY.

DJV180 18V 440

CORDLESS JIGSAW
TOOL MODEL AVAILABLE IN:
 * DJV180Z



LXT

Capacity Wood: 135 mm (5-5/16")
 Steel: 10 mm (3/8")
 26 mm (1")
 Length of Stroke 0-2,600
 Strokes Per Minute (SPM) 257x73x208 mm
 Dimensions (L x W x H) (10-1/8"x2-7/8"x8-3/16")
 Net weight 2.7 - 3 kg (6 - 6.7 lbs.)

IMAGES SHOWN ARE FOR GRAPHIC PURPOSES ONLY.

4300BV 51

JIGSAW



Continuous rating input 390W
 Capacity Wood: 55 mm (2-1/8")
 Steel: 6 mm (1/4")
 Length of Stroke 26 mm (1")
 Strokes Per Minute (SPM) 0-3,100 / 3,100
 Overall Length 225 mm (8-7/8")
 Net weight 2.5 kg (5.5 lbs.)
 Power supply cord 2.5 m (8.2 ft)

IMAGES SHOWN ARE FOR GRAPHIC PURPOSES ONLY.

4328 64

JIG SAW



Continuous rating input 450W
 Max Cutting Capacity at 90° Wood: 65 mm (2-9/16")
 Steel: 6 mm (1/4")
 Length of Stroke 18 mm (11/16")
 Strokes Per Minute (SPM) 500 - 3,100
 Vibration Level Cutting Wood: 7.0 m/s²
 Cutting Sheet Metal: 5.0 m/s²
 83 dB(A)
 Sound Pressure Level 94 dB(A)
 Sound Power Level 217x77x197 mm
 Dimensions (L x W x H) (8-1/2"x3"x7-3/4")
 Net weight 1.8 kg (4 lbs.)
 Power supply cord 2.0 m (6.6 ft)

IMAGES SHOWN ARE FOR GRAPHIC PURPOSES ONLY.

4350CT 419

JIGSAW



Continuous rating input 720W
 Capacity Wood: 135 mm (5-5/16")
 Steel: 10 mm (3/8")
 26 mm (1")
 Length of Stroke 800 - 2,800
 Strokes Per Minute (SPM) 236x73x207 mm
 Dimensions (L x W x H) (9-1/4"x2-7/8"x8-1/8")
 Net weight 2.7 kg (5.8 lbs.)
 Power supply cord 2.5 m (8.2 ft)

IMAGES SHOWN ARE FOR GRAPHIC PURPOSES ONLY.

4304 ---

JIGSAW



Continuous rating input 600W
 Capacity Wood: 135 mm (5-5/16")
 Steel: 10 mm (3/8")
 Length of Stroke 26 mm (1")
 Strokes Per Minute (SPM) 500 - 3,000
 Overall Length 249 mm (9-3/4")
 Net weight 2.3 kg (5.1 lbs)
 Power supply cord 2.5 m (8.2 ft)

IMAGES SHOWN ARE FOR GRAPHIC PURPOSES ONLY.

DSD180 18V

CORDLESS DRYWALL SAW
TOOL MODEL AVAILABLE IN:
 * DSD180Z



LXT

Strokes Per Minute (SPM) 0 - 6,000
 Length of Stroke 6 mm (1/4")
 Capacity Drywall: 30 mm (1-3/16")
 Wood: 15 mm (9/16")
 Vibration Level Cutting Drywall (thickness 30mm): 2.5 m/s²
 Cutting Chip Board (thickness 15mm): 5.0 m/s²
 79 dB(A)
 Sound Pressure Level 263x79x291 mm
 Dimensions (L x W x H) (10-3/8"x3-1/8"x11-3/8")
 Net weight 1.7 - 2.0 kg (3.8 - 4.5 lbs.)

IMAGES SHOWN ARE FOR GRAPHIC PURPOSES ONLY.

DSS611 18V 441

CORDLESS CIRCULAR SAW
TOOL MODEL AVAILABLE IN:
 * DSS611RF
 * DSS611Z



LXT

Blade Diameter 165 mm (6-1/2")
 Max Cutting Capacity 90°: 57 mm (2-1/4")
 45°: 40 mm (1-9/16")
 50°: 36 mm (1-7/16")
 No Load Speed (RPM) 3,700
 Dimensions 347x202x228 mm (13-5/8"x8"x9")
 (L x W x H)
 Net weight 2.9 - 3.2 kg (6.4 - 7.1 lbs)

IMAGES SHOWN ARE FOR GRAPHIC PURPOSES ONLY.

DHS661 18V

CORDLESS CIRCULAR SAW
TOOL MODEL AVAILABLE IN:
 * DHS661Z



LXT **EL** **AWS** **ADT** **XPT**

Blade Diameter 165 mm (6-1/2")
 Hole Diameter 15.88 / 20 mm (5/8" / 13/16")
 Vibration Level 90°: 57 mm (2-1/4")
 45°: 41 mm (1-5/8")
 50°: 37 mm (1-7/16")
 No Load Speed (RPM) 5,000
 Cutting Wood: 2.5 m/s² or less
 Sound Pressure Level 93 dB(A)
 Sound Power Level 104 dB(A)
 Dimensions 270x186x250 mm (10-5/8"x7-3/8"x9-7/8")
 (L x W x H)
 Net weight 2.9 - 3.2 kg (6.4 - 7.1 lbs.)

IMAGES SHOWN ARE FOR GRAPHIC PURPOSES ONLY.

DSP601 18V

CORDLESS PLUNGE CUT SAW
TOOL MODEL AVAILABLE IN:
 * DSP601Z



LXT **AWS** **EL** **ADT**

Blade Diameter 165 mm (6-1/2")
 Max Cutting Capacity 90°: 56 mm (2-3/16")
 45°: 40 mm (1-9/16")
 48°: 38 mm (1-1/2")
 No Load Speed (RPM) 2,500 - 6,300
 Vibration Level 2.5 m/s² or less
 Sound Pressure Level 92 dB(A)
 Sound Power Level 103 dB(A)
 Dimensions 346x241x272 mm (13-5/8"x9-1/2"x10-3/4")
 (L x W x H)
 Net weight 4.4 - 5.1 kg (9.8 - 11.2 lbs)

IMAGES SHOWN ARE FOR GRAPHIC PURPOSES ONLY.

DHS783 18V

CORDLESS CIRCULAR SAW
TOOL MODEL AVAILABLE IN:
 * DHS783Z



LXT **EL** **AWS** **ADT** **XPT**

Blade Diameter 190 / 185 mm (7-1/2" / 7-1/4")
 Max Cutting Capacity 90°: 62.5 / 60 mm (2-7/16" / 2-3/8")
 45°: 44.5 / 43 mm (1-3/4" / 1-11/16")
 48°: 42 / 41 mm (1-5/8" / 1-5/8")
 No Load Speed (RPM) 6,000
 Vibration Level Cutting Wood: 2.5 m/s² or less
 Cutting Metal: 2.5 m/s² or less
 93 dB(A)
 Sound Pressure Level 104 dB(A)
 Sound Power Level 348x210x290 mm
 Dimensions (L x W x H) (13-3/4"x8-1/4"x11-3/8")
 Net weight 4.5 - 5.1 kg (9.9 - 11.3 lbs.)

IMAGES SHOWN ARE FOR GRAPHIC PURPOSES ONLY.

DHS710 18V 442

CORDLESS CIRCULAR SAW
TOOL MODEL AVAILABLE IN:
 * DHS710Z



LXT

Blade Diameter 190 / 185 mm (7-1/2" / 7-1/4")
 Max Cutting Capacity 90°: 68.5 / 66 mm (2-11/16" / 2-5/8")
 45°: 49 / 47.5 mm (1-15/16" / 1-7/8")
 50°: 44 / 42.5 mm (1-3/4" / 1-11/16")
 No Load Speed (RPM) 4,800
 Vibration Level Cutting Wood: 2.5 m/s² or less
 Sound Pressure Level 85 dB(A)
 Sound Power Level 96 dB(A)
 Dimensions 356x217x298 mm (14"x8-1/2"x11-3/4")
 (L x W x H)
 Net weight 3.9 - 4.6 kg (8.6 - 10.1 lbs.)

IMAGES SHOWN ARE FOR GRAPHIC PURPOSES ONLY.

DHS900 18V

CORDLESS CIRCULAR SAW
TOOL MODEL AVAILABLE IN:
 * DHS900Z




LXT **EL** **AWS** **ADT** **XPT**

Blade Diameter 235 mm (9-1/4")
 Max Cutting Capacity 90°: 85 mm (3-3/8")
 45°: 61 mm (2-3/8")
 60°: 44 mm (1-3/4") / 4,500
 Vibration Level Cutting Wood: 2.5 m/s² or less
 Cutting Metal: 2.5 m/s² or less
 93 dB(A)
 Sound Pressure Level 104 dB(A)
 Sound Power Level 413x196x316 mm
 Dimensions (L x W x H) (16-1/4"x7-3/4"x12-1/2")
 Net weight 5.3 - 6.0 kg (11.7 - 13.2 lbs.)

IMAGES SHOWN ARE FOR GRAPHIC PURPOSES ONLY.

5606B 303

CIRCULAR SAW



Continuous rating input 950W
 Blade Diameter 160 mm (6-1/4")
 Max Cutting Capacity 90°: 55 mm (2-1/8")
 45°: 36 mm (1-3/8")
 No Load Speed (RPM) 5,200
 Overall Length 268 mm (10-9/16")
 Net weight 3.1 kg (6.8 lbs.)
 Power supply cord 2.5 m (8.2 ft)

IMAGES SHOWN ARE FOR GRAPHIC PURPOSES ONLY.



SP6000 303

PLUNGE CUT CIRCULAR SAW



Continuous rating input 3,000W
Blade Diameter 165 mm (6-1/2")
Max Cutting Capacity
90°: 56 mm (2-3/16")
45°: 40 mm (1-9/16")
48°: 38 mm (1-1/2")
No Load Speed (RPM) 2,200 - 6,400
Dimensions (L x W x H) 341x225x250 mm
(13-3/8"x8-7/8"x9-7/8")
Net weight 4.1 kg (9 lbs.)
Power supply cord 2.5 m (8.2 ft)

IMAGES SHOWN ARE FOR GRAPHIC PURPOSES ONLY.

5806B 303

CIRCULAR SAW




Continuous rating input 1,050W
Blade Diameter 185 mm (7-1/4")
Max Cutting Capacity
90°: 66 mm (2-5/8")
45°: 44 mm (1-11/16")
No Load Speed (RPM) 5,200
Overall Length 282 mm (11-1/8")
Net weight 3.5 kg (7.6 lbs.)
Power supply cord 2.5 m (8.2 ft)

IMAGES SHOWN ARE FOR GRAPHIC PURPOSES ONLY.

N5900B 153

CIRCULAR SAW




Continuous rating input 2,000W
Blade Diameter 235 mm (9-1/4")
Max Cutting Capacity
90°: 85 mm (3-3/8")
45°: 60 mm (2-3/8")
50°: 53 mm (2-1/16")
No Load Speed (RPM) 4,100
Overall Length 380 mm (15")
Net weight 6.8 kg (14.8 lbs.)
Power supply cord 2.5 m (8.2 ft)

IMAGES SHOWN ARE FOR GRAPHIC PURPOSES ONLY.

HS7010 STEEL PLATE BASE

CIRCULAR SAW



Continuous rating input 1,600W
Blade Diameter 185 / 190 mm (7-1/4" / 7-1/2")
Max Cutting Capacity
90°: 65 / 67 mm (2-9/16" / 2-5/8")
45°: 44 / 45 mm (1-3/4" / 1-3/4")
No Load Speed (RPM) 5,500
Dimensions 300x240x261 mm
(L x W x H) (11-3/4"x9-1/2"x10-1/4")
Net weight 4.0 kg (8.9 lbs.)
Power supply cord 2.5 m (8.2 ft)

IMAGES SHOWN ARE FOR GRAPHIC PURPOSES ONLY.

HS0600 153

CIRCULAR SAW



Continuous rating input 2,000W
Blade Diameter 260 / 270 mm (10-1/4" / 10-5/8")
Max Cutting Capacity
90°: 97 / 101 mm (3-13/16" / 4")
45°: 68 / 71 mm (2-11/16" / 2-13/16")
50°: 61 / 63 mm (2-3/8" / 2-1/2")
No Load Speed (RPM) 4,300
Vibration Level Cutting Wood: 2.5 m/s² or less
Sound Pressure Level 94 dB(A)
Sound Power Level 105 dB(A)
Dimensions 418x273x324 mm
(L x W x H) (16-1/2"x10-3/4"x12-3/4")
Net weight 6.9 kg (15.2 lbs.)
Power supply cord 2.5 m (8.2 ft)

IMAGES SHOWN ARE FOR GRAPHIC PURPOSES ONLY.

5008MG 153

CIRCULAR SAW



Continuous rating input 1,800W
Blade Diameter 210 mm (8-1/4")
Max Cutting Capacity
90°: 75.5 mm (3")
45°: 57 mm (2-1/4")
50°: 51.5 mm (2")
No Load Speed (RPM) 5,200
Dimensions 332x243x277 mm
(L x W x H) (13-1/8"x9-9/16"x10-7/8")
Net weight 4.8 kg (10.6 lbs.)
Power supply cord 2.5 m (8.2 ft)

IMAGES SHOWN ARE FOR GRAPHIC PURPOSES ONLY.

5201N 153

CIRCULAR SAW




Continuous rating input 1,750W
Blade Diameter 260 mm (10-1/4")
Max Cutting Capacity
90°: 97 mm (3-3/4")
45°: 64 mm (2-1/2")
No Load Speed (RPM) 3,700
Overall Length 445 mm (17-1/2")
Net weight 7.9 kg (17.4 lbs.)
Power supply cord 5.0 m (16.4 ft)

IMAGES SHOWN ARE FOR GRAPHIC PURPOSES ONLY.

5103N 153

CIRCULAR SAW




Continuous rating input 1,750W
Blade Diameter 335 mm (13-1/8")
Max Cutting Capacity
90°: 128 mm (5")
45°: 91 mm (3-5/8")
No Load Speed (RPM) 2,900
Overall Length 505 mm (19-7/8")
Net weight 8.9 kg (19.6 lbs.)
Power supply cord 5.0 m (16.4 ft)

IMAGES SHOWN ARE FOR GRAPHIC PURPOSES ONLY.

LS1040 153

COMPOUND MITER SAW

TOOL MODEL AVAILABLE IN:
* LS1040 + P-68002




Continuous rating input 1,650W
Blade Diameter 240 mm (10-1/4")
Miter Angle 45° L / 52° R
Bevel Angle 45° L
Max Cutting Capacity
90°: 90.5 x 95 mm
(3-9/16" x 3-3/4")
45°: 90.5 x 67 mm
(3-9/16" x 2-5/8")
No Load Speed (RPM) 4,600
Sound Pressure Level 93 dB(A)
Sound Power Level 104 dB(A)
Dimensions 530x476x532 mm
(L x W x H) (20-7/8"x18-3/8"x21")
Net weight 12.6 kg (27.8 lbs.)
Power supply cord 2.5 m (8.2 ft)

IMAGES SHOWN ARE FOR GRAPHIC PURPOSES ONLY.

LS1221 153

COMPOUND MITER SAW




Continuous rating input 1,650W
Blade Diameter 305 mm (12")
Miter Angle 48° L / 48° R
Bevel Angle 45° L
Max Cutting Capacity
90°: 98 x 153 mm (3-7/8" x 6")
45°: 70 x 149 mm
(2-3/4" x 5-7/8")
No Load Speed (RPM) 4,000
Dimensions 674x610x607 mm
(L x W x H) (26-1/2"x24"x23-7/8")
Net weight 16.8 kg (37.0 lbs.)
Power supply cord 2.5 m (8.2 ft)

IMAGES SHOWN ARE FOR GRAPHIC PURPOSES ONLY.

DLS111 18V

CORDLESS SLIDE COMPOUND MITER SAW

TOOL MODEL AVAILABLE IN:
* DLS111Z




BLADE **LAWS** **ADT** **DXT**

Blade Diameter 305 mm (12")
Miter Angle 60° L / 60° R
Bevel Angle 48° L / 48° R
Max Cutting Capacity
90° Miter: 107 x 363 mm (4-1/4" x 14-1/4")
90° Miter: 92 x 382 mm (3-5/8" x 15")
45° Miter, L/R: 107 x 255 mm (4-1/4" x 10")
45° Miter, L/R: 92 x 268 mm (3-5/8" x 10-1/2")
No Load Speed (RPM) 4,400
Sound Pressure Level 95 dB(A)
Sound Power Level 103 dB(A)
Vibration Level 2.5 m/s² or less
Dimensions 898x690x725 mm
(L x W x H) (35-1/4"x27-1/4"x28-1/2")
Net weight 30.7 - 31.3 kg (67.6 - 69.1 lbs.)

IMAGES SHOWN ARE FOR GRAPHIC PURPOSES ONLY.

LS1018L JM23000123

SLIDE COMPOUND MITER SAW




Continuous rating input 1,430W
Blade Diameter 255 - 260 mm (10 - 10-1/4")
Miter Angle 47° L / 60° R
Bevel Angle 45° L / 45° R
Max Cutting Capacity
90°: 91 x 305 mm (3-5/8" x 12")
45°: 91 x 215 mm (3-5/8" x 8-1/2")
No Load Speed (RPM) 4,300
Sound Pressure Level 97 dB(A)
Sound Power Level 103 dB(A)
Vibration Level 2.5 m/s² or less
Dimensions 825x536x633 mm
(L x W x H) (32-1/2"x21-1/8"x25")
Net weight 20.6 kg (45.4 lbs.)
Power supply cord 2.5 m (8.2 ft)

IMAGES SHOWN ARE FOR GRAPHIC PURPOSES ONLY.

LS1219L 153

SLIDE COMPOUND MITER SAW




Continuous rating input 1,800W
Blade Diameter 305 mm (12")
Bevel Angle 48° L / 48° R
Miter Angle 60° L / 60° R
No Load Speed (RPM) 3,200
Sound Pressure Level 91 dB(A)
Sound Power Level 100 dB(A)
Vibration Level 2.5 m/s² or less
Dimensions 898x664x725 mm
(L x W x H) (35-1/4"x26-1/8"x28-1/2")
Net weight 29.5 kg (65.0 lbs.) / 29.3 kg (64.6 lbs.)
Power supply cord 2.5 m (8.2 ft)

IMAGES SHOWN ARE FOR GRAPHIC PURPOSES ONLY.

LS1440 153

MITER SAW



Continuous rating input 1,380W
Max Cutting Capacity
90°: 122 x 152 mm (4-13/16" x 6")
45°: 122 x 115 mm
(4-13/16" x 4-1/2")
Blade Diameter 355 mm (14")
No Load Speed (RPM) 3,200
Dimensions 530x596x435 mm
(L x W x H) (20-7/8"x23-1/2"x17-1/8")
Net weight 34.2 kg (75.4 lbs.)
Power supply cord 2.5 m (8.2 ft)

IMAGES SHOWN ARE FOR GRAPHIC PURPOSES ONLY.

2703 153

TABLE SAW



Continuous rating input 1,650W
Max Cutting Capacity
90°: 91 mm (3-9/16")
45°: 63 mm (2-1/2")
Blade Diameter 255 mm (10")
No Load Speed (RPM) 4,600
Dimensions 560x686x308 mm
(L x W x H) (22"x27"x12-1/8")
Net weight 17.8 - 18.9 kg (39.2 - 41.7 lbs.)
Power supply cord 2.5 m (8.2 ft)

IMAGES SHOWN ARE FOR GRAPHIC PURPOSES ONLY.

MLT100 JM23000123

TABLE SAW



Continuous rating input 1,500W
Max Cutting Capacity
90°: 91 mm (3-9/16")
45°: 63 mm (2-1/2")
Blade Diameter 260 mm (10-1/4")
No Load Speed (RPM) 4,300
Dimensions 726x984x333 mm
(L x W x H) (28-1/2"x38-3/4"x13-1/8")
Net weight 34.1 kg (75.2 lbs.)
Power supply cord 2.5 m (8.2 ft)

IMAGES SHOWN ARE FOR GRAPHIC PURPOSES ONLY.



GRINDING & POLISHING



DGA418 18V

CORDLESS ANGLE GRINDER

TOOL MODEL AVAILABLE IN:
* DGA418Z



LXT BLU AWS AFT ADT XPT

Wheel Diameter	100 mm (4")
No Load Speed (RPM)	3,000 - 8,500
Vibration Level	
Surface Grinding	w/ Anti-Vibration Side Grip: 4.5 m/s ²
Disc Sanding	w/ Anti-Vibration Side Grip: 2.5 m/s ² or less
Sound Pressure Level	80 dB(A)
Dimensions (L x W x H)	382x117x146 mm (15"x4-5/8"x5-3/4")
Net weight	2.2 - 2.9 kg (5 - 6.3 lbs.)

IMAGES SHOWN ARE FOR GRAPHIC PURPOSES ONLY.

DGA700 18V

CORDLESS ANGLE GRINDER

TOOL MODEL AVAILABLE IN:
* DGA700Z



LXT BLU AFT ADT XPT

Wheel Diameter	180 mm (7")
Hole Diameter	22.23 mm (7/8")
No Load Speed (RPM)	7,800
Vibration Level	
Surface Grinding	w/ Anti-Vibration Side Grip: 7.5 m/s ²
Disc Sanding	w/ Anti-Vibration Side Grip: 2.5 m/s ² or less
Sound Pressure Level	88 dB(A)
Sound Power Level	99 dB(A)
Dimensions (L x W x H)	499x200x158 mm (19-5/8"x7-7/8"x6-1/4")
Net weight	5 - 6 kg (11.02 - 13.23 lbs.)

IMAGES SHOWN ARE FOR GRAPHIC PURPOSES ONLY.

DGA900 18V

CORDLESS ANGLE GRINDER

TOOL MODEL AVAILABLE IN:
* DGA900Z



LXT BLU AFT ADT XPT

Wheel Diameter	230 mm (9")
Hole Diameter	22.23 mm (7/8")
No Load Speed (RPM)	6,000
Vibration Level	
Surface Grinding	w/ Anti-Vibration Side Grip: 7.5 m/s ²
Disc Sanding	w/ Anti-Vibration Side Grip: 2.5 m/s ² or less
Sound Pressure Level	88 dB(A)
Sound Power Level	99 dB(A)
Dimensions (L x W x H)	499x250x158 mm (19-5/8"x9-7/8"x6-1/4")
Net weight	5.2 - 8 kg (11.46 - 17.64 lbs.)

IMAGES SHOWN ARE FOR GRAPHIC PURPOSES ONLY.

N9500N 411

ANGLE GRINDER



Continuous rating input	570W
Wheel Diameter	100 mm (4")
No Load Speed (RPM)	12,000
Overall Length	245 mm (9-5/8")
Net weight	1.6 - 1.9 kg (3.5 - 4.2 lbs.)
Power supply cord	2.5 m (8.2 ft)

IMAGES SHOWN ARE FOR GRAPHIC PURPOSES ONLY.

9500NB 411

ANGLE GRINDER



Continuous rating input	570W
Wheel Diameter	100 mm (4")
No Load Speed (RPM)	12,000
Overall Length	253 mm (10")
Net weight	1.9 kg (3.5 - 4.3 lbs.)
Power supply cord	2.5 m (8.2 ft)

IMAGES SHOWN ARE FOR GRAPHIC PURPOSES ONLY.

9520B 411

ANGLE GRINDER



Continuous rating Input	670W
Capacity	Depressed Center Wheel, Cut-off Wheel & Diamond Cutting Wheel: 100mm (4") Wire Cup Brush: 75mm (3")
No load speed (RPM)	12,000
Overall Length	259 mm (10-3/16")
Net weight	1.3kg (2.9lbs)
Power supply cord	2.5m (8.2ft)

IMAGES SHOWN ARE FOR GRAPHIC PURPOSES ONLY.

9533 411

ANGLE GRINDER



Continuous rating Input	720W
Wheel Diameter	100mm (4")
No load speed (RPM)	12,000
Net weight	1.4kg (3.11lbs)
Power supply cord	2.5m (8.2ft)

IMAGES SHOWN ARE FOR GRAPHIC PURPOSES ONLY.

9553B 325

ANGLE GRINDER

TOOL MODEL AVAILABLE IN:
* 9553BKX
* 9553B



Continuous rating input	710W
Wheel Diameter	100 mm (4")
No Load Speed (RPM)	11,000
Dimensions (L x W x H)	258x118x97 mm (10-1/8"x4-5/8"x3-13/16")
Net weight	1.5 - 1.9 kg (3.3 - 4.1 lbs.)
Power supply cord	2.5 m (8.2 ft)

IMAGES SHOWN ARE FOR GRAPHIC PURPOSES ONLY.

9556HN 325

ANGLE GRINDER



Continuous rating input	840W
Wheel Diameter	100 mm (4")
No Load Speed (RPM)	11,000
Dimensions (L x W x H)	271x118x97 mm (10-5/8"x4-5/8"x3-13/16")
Net weight	1.6 - 2.0 kg (3.6 - 4.4 lbs.)
Power supply cord	2.5 m (8.2 ft)

IMAGES SHOWN ARE FOR GRAPHIC PURPOSES ONLY.

9556HP 325

ANGLE GRINDER



Continuous rating Input	840W
Wheel Diameter	100 mm (4")
No Load Speed (RPM)	11,000
Vibration Level	Surface Grinding: 7.5 m/s ²
Sound Pressure Level	85 dB(A)
Dimensions (L x W x H)	273x118x97 mm (10-3/4"x4-5/8"x3-13/16")
Net weight	1.7 - 2.0 kg (3.7 - 4.5 lbs.)
Power supply cord	2.5 m (8.2 ft)

IMAGES SHOWN ARE FOR GRAPHIC PURPOSES ONLY.

GA4040C 318

ANGLE GRINDER



Continuous rating Input	1,400W
Wheel Diameter	100 mm (4")
No Load Speed (RPM)	2,800-11,000
Vibration Level	
Surface Grinding	w/ Anti-Vibration Side Grip: 5.0 m/s ²
Disc Sanding	w/ Anti-Vibration Side Grip: 2.5 m/s ² or less
Sound Pressure Level	86 dB(A)
Sound Power Level	97 dB(A)
Dimensions (L x W x H)	303x117x111 mm (11-7/8"x4-5/8"x4-3/8")
Net weight	2.3 - 2.6 kg (5.1 - 5.7 lbs.)
Power supply cord	2.5 m (8.2 ft)

IMAGES SHOWN ARE FOR GRAPHIC PURPOSES ONLY.

GA4050R 260

ANGLE GRINDER



Continuous rating Input	1,300W
Wheel Diameter	100 mm (4")
Wheel Hole Diameter	16 mm (5/8")
Max Wheel Thickness	6.4 mm (1/4")
No Load Speed (RPM)	11,000
Dimensions (L x W x H)	325 x 117 x 100 mm (12-3/4 x 4-5/8 x 4-5/16")
Net weight	2.3 - 2.6 kg (5.1 - 5.7 lbs.)
Power supply cord	2.5 m (8.2 ft)

IMAGES SHOWN ARE FOR GRAPHIC PURPOSES ONLY.



9557HN 325

ANGLE GRINDER



Continuous rating input 840W
 Wheel Diameter 115 mm (4-1/2")
 No Load Speed (RPM) 11,000
 Vibration Level Surface Grinding: 7.5 m/s²
 Disc Sanding: 2.5 m/s² or less
 Sound Pressure Level 86 dB(A)
 Sound Power Level 97 dB(A)
 Dimensions 271x129x106 mm
 (L x W x H) (10-5/8"x5-1/8"x4-3/16")
 Net weight 1.7 - 2.2 kg (3.8 - 4.8 lbs.)
 Power supply cord 2.5 m (8.2 ft.)

9558HN 325

ANGLE GRINDER



Continuous rating input 840W
 Wheel Diameter 125 mm (5")
 No Load Speed (RPM) 11,000
 Vibration Level Surface Grinding: 8.5 m/s²
 Disc Sanding: 2.5 m/s²
 Sound Pressure Level 86 dB(A)
 Sound Power Level 97 dB(A)
 Dimensions 271x139x106 mm
 (L x W x H) (10-5/8"x5-1/2"x4-3/16")
 Net weight 1.7 - 3.2 kg (3.8 - 6.6 lbs.)
 Power supply cord 2.5 m (8.2 ft.)

9565C 318

ANGLE GRINDER



Continuous rating input 1,400W
 Wheel Diameter 125 mm (5")
 No Load Speed (RPM) 12,000
 Vibration Level Surface Grinding w/ Anti-Vibration Side Grip: 7.5 m/s²
 Disc Sanding: 2.5 m/s² or less
 Sound Pressure Level 82 dB(A)
 Sound Power Level 93 dB(A)
 Dimensions 299x139x103 mm
 (L x W x H) (11-3/4"x5-1/2"x4-1/16")
 Net weight 2.4 - 3.5 kg (5.3 - 7.7 lbs.)
 Power supply cord 2.5 m (8.2 ft.)

9005N 100

ANGLE GRINDER



Continuous rating Input 1,020W
 Capacity Depressed Center Wheel, Cut-off Wheel & Diamond Cuffing Wheel: 125mm (5")
 Wire Cup Brush: 90mm (3-1/2")
 No load speed (RPM) 11,000
 Overall Length 356mm (14")
 Net weight 2.5kg (5.5lbs)
 Power supply cord 2.5m (8.2ft.)

GA5020 303

ANGLE GRINDER



Continuous rating input 1,050W
 Wheel Diameter 125 mm (5")
 No Load Speed (RPM) 12,000
 Vibration Level Surface Grinding: 9.0 m/s²
 Disc Sanding: 2.5 m/s² or less
 Sound Pressure Level 89 dB(A)
 Sound Power Level 100 dB(A)
 Dimensions 356x139x120 mm
 (L x W x H) (14"x5-1/2"x4-3/4")
 Net weight 2.7 - 3.9 kg (6.0 - 8.6 lbs.)
 Power supply cord 2.5 m (8.2 ft.)

GA6020 303

ANGLE GRINDER



Continuous rating input 1,050W
 Wheel Diameter 150 mm (6")
 No Load Speed (RPM) 10,000
 Vibration Level Surface Grinding: 10.0 m/s²
 Disc Sanding: 2.5 m/s² or less
 Sound Pressure Level 89 dB(A)
 Sound Power Level 100 dB(A)
 Dimensions 356x169x120 mm
 (L x W x H) (14"x6-5/8"x4-3/4")
 Net weight 2.8 - 3.2 kg (6.1 - 7.1 lbs.)
 Power supply cord 2.5 m (8.2 ft.)

GA7001 153

ANGLE GRINDER



Continuous rating Input 2,000W
 Capacity Depressed Center Wheel, Cut-off Wheel & Diamond Cuffing Wheel: 180mm (7")
 Wire Cup Brush: 110mm (4-11/32")
 No load speed (RPM) 8,000
 Overall length 411.5 mm (16-1/4")
 Net weight 5.7 kg (12.6 lbs)
 Power supply cord 2.5m (8.2ft)

GA7001L 153

ANGLE GRINDER



Continuous rating input 2,000W
 Wheel Diameter 180 mm (7")
 No Load Speed (RPM) 6,800
 Overall Length 411.5 mm (16-1/4")
 Net weight 5.7 kg (12.6 lbs.)
 Power supply cord 2.5 m (8.2 ft.)

GA7020 204

ANGLE GRINDER



Continuous rating input 2,200W
 Wheel Diameter 180 mm (7")
 No Load Speed (RPM) 8,500
 Vibration Level Surface Grinding w/ Anti-Vibration Side Grip: 8.0 m/s²
 Disc Sanding: 2.5 m/s²
 Sound Pressure Level 89 dB(A)
 Sound Power Level 100 dB(A)
 Dimensions 473x200x140 mm
 (L x W x H) (18-5/8"x7-7/8"x5-1/2")
 Net weight 5.69 - 6.19 kg (12.55 - 13.65 lbs.)
 Power supply cord 2.5 m (8.2 ft.)

GA7050 204

ANGLE GRINDER



Continuous rating input 2,000W
 Wheel Diameter 180 mm (7")
 No Load Speed (RPM) 8,500
 Vibration Level Surface Grinding: 6.5 m/s²
 Disc Sanding: 4.0 m/s²
 Sound Pressure Level 94 dB(A)
 Sound Power Level 105 dB(A)
 Dimensions 432x200x132 mm
 (L x W x H) (17"x7-7/8"x5-3/16")
 Net weight 3.98 - 5.00 kg (8.8 - 11.0 lbs.)
 Power supply cord 2.5 m (8.2 ft.)

GA7060R 218

ANGLE GRINDER



Continuous rating input 2,200W
 Wheel Diameter 180 mm (7")
 No Load Speed (RPM) 8,500
 Sound Pressure Level 91 dB(A)
 Sound Power Level 102 dB(A)
 Noise K Factor 3 dB(A)
 Dimensions 450 x 200 x 144 mm
 (L x W x H) (17-3/4 x 7-7/8 x 5-5/8")
 Net weight 5.42 - 5.93 kg (12 - 13.1 lbs.)
 Power supply cord 2.5 m (8.2 ft.)

GA9020 204

ANGLE GRINDER



Continuous rating input 2,200W
 Wheel Diameter 230 mm (9")
 No Load Speed (RPM) 6,000
 Vibration Level Surface Grinding: 5.5 m/s²
 Vibration K Factor Surface Grinding: 1.5 m/s²
 Vibration Level Disc Sanding: 2.5 m/s² or less
 Vibration K Factor Disc Sanding: 1.5 m/s²
 Sound Pressure Level 89 dB(A)
 Sound Power Level 100 dB(A)
 Noise K Factor 3 dB(A)
 Dimensions 473x249x140 mm
 (L x W x H) (18-5/8"x9-3/4"x5-1/2")
 Net weight 5.76 - 8.05 kg (12.7 - 17.8 lbs.)
 Power supply cord 2.5 m (8.2 ft.)

DGD800 430

CORDESS DIE GRINDER

TOOL MODEL AVAILABLE IN:
 * DGD800Z



Capacity Collet : 3 mm - 8 mm
 Wheel Diameter 38 mm (1-1/2")
 No Load Speed (RPM) 26,000
 Dimensions 402x82x118 mm
 (L x W x H) (15-3/4"x3-1/4"x4-5/8")
 Net weight 1.7 - 2.2 kg (3.8 - 4.9 lbs.)

GD0601 325

DIE GRINDER



Continuous rating input 400W
 Capacity Collet : 3.6 mm or 1/8" , 1/4"
 Wheel Diameter 38 mm (1-1/2")
 No Load Speed (RPM) 25,000
 Dimensions 359x82x82 mm
 (L x W x H) (14-1/8"x3-1/4"x3-1/4")
 Net weight 1.68 - 1.84 kg (3.70 - 4.06 lbs.)
 Power supply cord 2.5 m (8.2 ft.)

906H 65

DIE GRINDER



Continuous rating Input 320W
 Capacity Collet: 6mm or 1/4"
 No load speed (RPM) 27,000
 Overall Length 355mm (14")
 Net weight 1.9kg (4.2lbs)
 Power supply cord 2.5m (8.2ft)

GD0603 64

DIE GRINDER




Continuous rating Input 240W
 Capacity Collet : 6 mm or 1/4"
 Max Wheel Diameter 19 mm (3/4")
 No Load Speed (RPM) 28,000
 Diameter of grip 65 mm
 Circumference of Grip Portion 203 mm
 Dimensions 289x64x67 mm
 (L x W x H) (11-3/8"x2-1/2"x2-5/8")
 Net weight 0.98 kg (2.16 lbs.)
 Power supply cord 2.5 m (8.2 ft.)



9105 153

STRAIGHT GRINDER



Continuous rating input 750W
 Wheel diameter 125mm (5")
 Hole diameter 12.7mm (1/2")
 No load speed (RPM) 4,800
 Overall length 550mm (21-5/8")
 Net weight 5.1kg (11.1lbs)
 Power supply cord 2.5m (8.2ft)

IMAGES SHOWN ARE FOR GRAPHIC PURPOSES ONLY.

GS5000 204

STRAIGHT GRINDER




Continuous rating input 750W
 Wheel Diameter 125 mm (5")
 Hole Diameter 12.7.20 mm (1/2,13/16")
 No Load Speed (RPM) 5,600
 Dimensions 590x189x116 mm
 (L x W x H)
 Net weight 5.0 - 5.2 kg (11.0 - 11.5 lbs.)
 Power supply cord 2.5 m (8.2 ft)

IMAGES SHOWN ARE FOR GRAPHIC PURPOSES ONLY.

GB602W 318

BENCH GRINDER




Continuous rating input 250W
 Wheel Diameter 150 mm (6")
 Wheel width 6.4 mm (1/4") / 16 mm (5/8")
 Hole Diameter 12.7 mm (1/2")
 H.P. 1/3
 No Load Speed (RPM) 2,850 (50 Hz) / 3,450 (60 Hz)
 Sound Pressure Level 75 dB(A)
 Noise K Factor 3 dB(A)
 Dimensions 375 x 348 x 286 mm
 (L x W x H)
 Net weight 9.27 - 8.93 kg (19.69 - 20.44 lbs.)

IMAGES SHOWN ARE FOR GRAPHIC PURPOSES ONLY.

GB801 318

BENCH GRINDER




Continuous rating input 550W
 Wheel Diameter 205 mm (8")
 Wheel width 19 mm (3/4")
 Hole Diameter 15.88 mm (5/8")
 H.P. 3/4
 No Load Speed (RPM) 2,850 (50 Hz) / 3,450 (60 Hz)
 Sound Pressure Level 77 dB(A)
 Noise K Factor 3 dB(A)
 Dimensions 395 x 265 x 333 mm
 (L x W x H)
 Net weight 19.91 - 19.63 kg (43.89 - 43.28 lbs.)

IMAGES SHOWN ARE FOR GRAPHIC PURPOSES ONLY.

DPO500 18V

CORDLESS RANDOM ORBIT POLISHER

TOOL MODEL AVAILABLE IN:
 * DPO500Z



LXT BLA. XPT


Pad Size 125 mm (5")
 Normal mode: 0 - 6,800
 Finishing mode: 0 - 5,200
 Strokes Per Minute (SPM) Normal mode: 0 - 13,600
 Finishing mode: 0 - 10,400
 No Load Speed (RPM) Normal mode: 0 - 780
 Finishing mode: 0 - 600
 Orbit Diameter 5.5 mm (7/32")
 Vibration Level Polishing: 9.5 m/s²
 Sound Pressure Level 82 dB(A)
 Sound Power Level 93 dB(A)
 Dimensions 530x123x134 mm
 (L x W x H)
 Net weight 3.1 - 3.6 kg (6.9 - 7.9 lbs.)

IMAGES SHOWN ARE FOR GRAPHIC PURPOSES ONLY.

DPO600 18V

CORDLESS RANDOM ORBIT POLISHER

TOOL MODEL AVAILABLE IN:
 * DPO600RTE
 * DPO600Z



LXT BLA. XPT

Pad Size 150 mm (6")
 Normal mode: 0 - 6,800
 Finishing Mode: 0 - 5,200
 Strokes Per Minute (SPM) Normal mode: 0 - 13,600
 Finishing Mode: 0 - 10,400
 No Load Speed (RPM) Normal mode: 0 - 780
 Finishing Mode: 0 - 600
 Orbit Diameter 5.5 mm (7/32")
 Max Output 430 W
 Vibration Level Polishing: 10.0 m/s²
 Vibration K Factor Polishing: 1.5 m/s²
 Dimensions 530x148x126 mm
 (L x W x H)
 Net weight 3.1 - 3.6 kg (6.9 - 7.9 lbs.)

IMAGES SHOWN ARE FOR GRAPHIC PURPOSES ONLY.

PO5000C 318

RANDOM ORBIT POLISHER



Continuous rating input 900W
 Pad Size 125 mm (5")
 Orbits Per Minute (OPM) 0 - 6,800
 Strokes Per Minute (SPM) 0 - 13,600
 No Load Speed (RPM) 0 - 780
 Orbit Diameter 5.5 mm (7/32")
 Vibration Level Polishing: 6.5 m/s²
 Vibration K Factor Polishing: 1.5 m/s²
 Sound Pressure Level 81 dB(A)
 Sound Power Level 92 dB(A)
 Noise K Factor 3 dB(A)
 Dimensions 451x123x134 mm
 (L x W x H)
 Net weight 2.8 - 3.0 kg (6.2 - 6.5 lbs.)
 Power supply cord 4.0 m (13.1 ft)

IMAGES SHOWN ARE FOR GRAPHIC PURPOSES ONLY.

PW5001C 318

STONE POLISHER



Continuous rating input 900W
 Capacity Pad: 100-125 mm (4-5")
 No Load Speed (RPM) 2,000-4,000
 Overall Length 359 mm (14-1/8")
 Net weight 2.3 - 2.6 kg (5.1 - 5.7 lbs.)
 Power supply cord 4.0 m (13.1 ft)

IMAGES SHOWN ARE FOR GRAPHIC PURPOSES ONLY.

9207SPB 100

SANDER - POLISHER



Continuous rating input 700W
 Capacity Wool Bonnet: 180 mm (7")
 No Load Speed (RPM) High: 3,800
 Low: 2,000
 Vibration Level Polishing: 5.0 m/s²
 Vibration K Factor 1.5 m/s²
 Sound Pressure Level 86 dB(A)
 Sound Power Level 97 dB(A)
 Noise K Factor 3 dB(A)
 Overall Length 455 mm (17-7/8")
 Net weight 3.1 kg (6.8 lbs.)
 Power supply cord 2.5 m (8.2 ft)

IMAGES SHOWN ARE FOR GRAPHIC PURPOSES ONLY.

9218PB 100

SANDER - POLISHER



Continuous rating input 570W
 Capacity Wool Bonnet: 180 mm (7")
 No Load Speed (RPM) 2,000
 Overall Length 235 mm (9-1/4")
 Net weight 2.7 kg (5.9 lbs.)
 Power supply cord 2.5 m (8.2 ft)

IMAGES SHOWN ARE FOR GRAPHIC PURPOSES ONLY.

9218PBL 100

SANDER - POLISHER




Continuous rating input 860W
 Capacity Wool Bonnet: 180 mm (7")
 No Load Speed (RPM) 1,400
 Overall Length 235 mm (9-1/4")
 Net weight 2.7 kg (5.9 lbs.)
 Power supply cord 2.5 m (8.2 ft)

IMAGES SHOWN ARE FOR GRAPHIC PURPOSES ONLY.

9227C 303

SANDER - POLISHER



Continuous rating input 1,200W
 Abrasive Disc Size 180 mm (7")
 Wool pad 180 mm (7")
 No Load Speed (RPM) 0 - 3,000
 Overall Length 470 mm (18-1/2")
 Net weight 3 kg (6.6 lbs.)
 Power supply cord 2.5 m (8.2 ft)

IMAGES SHOWN ARE FOR GRAPHIC PURPOSES ONLY.

9237CB 303

POLISHER




Continuous rating input 1,200W
 Capacity Wool Pad: 180 mm (7")
 Wool Bonnet: 180 mm (7")
 No Load Speed (RPM) 0 - 3,200
 Vibration Level 2.5 m/s² or less
 Sound Pressure Level 83 dB(A)
 Sound Power Level 94 dB(A)
 Dimensions 431x196x187 mm
 (L x W x H)
 Net weight 3.2 - 3.4 kg (7 - 7.5 lbs.)
 Power supply cord 2.5 m (8.2 ft)

IMAGES SHOWN ARE FOR GRAPHIC PURPOSES ONLY.

SA7000C 204

SANDER - POLISHER



Continuous rating input 1,600W
 Abrasive Disc Size 180 mm (7")
 Capacity Pad: 180 mm (7")
 No Load Speed (RPM) 0-4,000
 Dimensions 453x170x136 mm
 (L x W x H)
 Net weight 3.5 - 3.6 kg (7.7 - 7.9 lbs.)
 Power supply cord 2.5 m (8.2 ft)

IMAGES SHOWN ARE FOR GRAPHIC PURPOSES ONLY.

9741 100

WHEEL SANDER



Continuous rating input 860W
 Wheel Diameter 100 x 120 mm (4 x 4-3/4")
 No Load Speed (RPM) 3,500
 Overall Length 310 mm (12-1/4")
 Net weight 4.2 kg (9.3 lbs.)
 Power supply cord 5.0 m (16.4 ft)

IMAGES SHOWN ARE FOR GRAPHIC PURPOSES ONLY.

DSB180 18V

CORDLESS BELT SANDER

TOOL MODEL AVAILABLE IN:
 * DSB180Z



LXT

Belt Width 6 mm (1/4")
 9 mm (3/8")
 13 mm (1/2")
 Belt Length 533 mm (21")
 Belt Speed 600 - 1,700 m/min
 Max Output 530 W
 Vibration Level 2.5 m/s² or less
 Vibration K Factor 1.5 m/s²
 Sound Pressure Level 77 dB(A)
 Noise K Factor 3 dB(A)
 Net weight 1.8 - 2.1 kg (4.0 - 4.6 lbs.)

IMAGES SHOWN ARE FOR GRAPHIC PURPOSES ONLY.



9031 411

BELT SANDER



Continuous rating input 550W
 Belt Size 30 x 533 mm (1-3/16" x 21")
 Belt Speed 200 - 1,000 m/min (656 - 3,280 ft/min)
 Overall Length 380 mm (15")
 Net weight 2.1 kg (4.6 lbs.)
 Power supply cord 2.5 m (8.2 ft)

9902 303

BELT SANDER



Continuous rating input 1,010W
 Belt Size 76 x 533 mm (3" x 21")
 Belt Speed 440 m/min (1,440 ft/min)
 Overall Length 296 mm (11-5/8")
 Net weight 4.3 kg (9.5 lbs.)
 Power supply cord 5.0 m (16.4 ft)

9404 303

BELT SANDER



Continuous rating input 1,010W
 Belt Size 100 x 610 mm (4" x 24")
 Belt Speed 210-440 m/min (690-1,440 ft/min)
 Overall Length 334 mm (13-1/8")
 Net weight 4.8 kg (10.6 lbs.)
 Power supply cord 5.0 m (16.4 ft)

9218SB 100

DISC SANDER




Continuous rating input 570W
 Wire cup brush 110 mm (4-3/8")
 Abrasive Disc Size 180 mm (7")
 No Load Speed (RPM) 4,500
 Overall Length 225 mm (8-7/8")
 Net weight 2.3 kg (5.1 lbs.)
 Power supply cord 2.5 m (8.2 ft)

DSL800 18V

CORDLESS DRYWALL SANDER

TOOL MODEL AVAILABLE IN:
 * DSL800RTE
 * DSL800Z



Pad diameter 210 mm (8-1/4")
 Abrasive Disc Size 225 mm (8-7/8")
 No Load Speed (RPM) 1,000 - 1,800
 Max Output 260 W
 Vibration Level Disc Sanding: 2.5 m/s² or less
 Vibration K Factor Disc Sanding: 1.5 m/s²
 Sound Pressure Level 75 dB(A)
 Noise K Factor 3 dB(A)
 Dimensions 1,100-1,520x259x273 mm (43-1/4"-59-3/4"x10-1/4"x10-3/4") (L x W x H)
 Net weight 4.5 - 5.7 kg (10.0 - 12.6 lbs.)

BO3700 64

FINISHING SANDER



Continuous rating input 180W
 Pad Size 93 x 185 mm (3-5/8" x 7-1/4")
 Abrasive Paper Size 93 x 228 mm (3-5/8" x 9")
 Orbits Per Minute (OPM) 10,000
 Overall Length 254 mm (10")
 Net weight 1.4 kg (3.1 lbs.)
 Power supply cord 2.0 m (6.6 ft)

BO4510H

FINISHING SANDER



Continuous rating input 170W
 Pad Size 110 x 100 mm (4-5/16" x 3-15/16")
 Abrasive Paper Size 114 x 140 mm (4-1/2" x 5-1/2")
 Orbits Per Minute (OPM) 12,000
 Dimensions 116x110x129 mm (L x W x H)
 (4-9/16"x4-5/16"x5-1/8")
 Net weight 1.1 kg (2.4 lbs.)
 Power supply cord 2.5 m (8.2 ft)

BO4540 64

FINISHING SANDER



Continuous rating input 160W
 Pad Size 110 x 100 mm (4-3/8" x 4")
 Abrasive Paper Size 114 x 140 mm (4-1/2" x 5-1/2")
 Orbits Per Minute (OPM) 14,000
 Overall Length 115 mm (4-1/2")
 Net weight 0.92 kg (2.03 lbs.)
 Power supply cord 2.0 m (6.6 ft)

BO4556 419

FINISHING SANDER



Continuous rating input 200W
 Pad Size 112 x 102 mm (4-3/8" x 4")
 Abrasive Paper Size 114 x 140 mm (4-1/2" x 5-1/2")
 Orbits Per Minute (OPM) 14,000
 Dimensions 131x112x141 mm (L x W x H)
 (5-1/8"x4-3/8"x5-9/16")
 Net weight 1.1 kg (2.5 lbs.)
 Power supply cord 2.0 m (6.6 ft)

BO4561 64

FINISHING SANDER



Continuous rating input 160W
 Pad Size 112 x 190 mm (4-3/8" x 7-1/2")
 Abrasive Paper Size 114 x 102 mm (4-1/2" x 4")
 Triangle 96 mm (3-3/4")
 Orbits Per Minute (OPM) 14,000
 Overall Length 209 mm (8-1/4")
 Net weight 0.95 kg (2.1 lbs.)
 Power supply cord 2.0 m (6.6 ft)

9046 419

FINISHING SANDER



Continuous rating input 600W
 Pad Size 115 x 229 mm (4-1/2" x 9")
 Abrasive Paper Size 115 x 280 mm (4-1/2" x 11")
 Orbits Per Minute (OPM) 4,000
 Overall Length 283 mm (11-1/8")
 Orbit Diameter 5 mm (3/16")
 Net weight 3.1 kg (6.8 lbs.)
 Power supply cord 2.5 m (8.2 ft)

BO4901 419

FINISHING SANDER



Continuous rating input 330W
 Pad Size 115 x 229 mm (4-1/2" x 9")
 Abrasive Paper Size 115 x 280 mm (4-1/2" x 11")
 Orbits Per Minute (OPM) 10,000
 Overall Length 289 mm (11-3/8")
 Net weight 2.8 kg (6.2 lbs.)
 Power supply cord 2.5 m (8.2 ft)

9045B 105

FINISHING SANDER



Continuous rating input 520W
 Pad Size 114 x 234 mm (4-1/2" x 9-1/4")
 Abrasive Paper Size 114 x 280 mm (4-1/2" x 11")
 Orbits Per Minute (OPM) 10,000
 Overall Length 240 mm (9-1/2")
 Orbit Diameter 2.4 mm (3/32")
 Net weight 2.6 kg (5.7 lbs.)
 Power supply cord 2.5 m (8.2 ft)

DBO180 18V

CORDLESS RANDOM ORBIT SANDER

TOOL MODEL AVAILABLE IN:
 * DBO180Z



Pad diameter 123 mm (4-7/8")
 Abrasive Disc Size 125 mm (5")
 Orbits Per Minute (OPM) 7,000/ 9,500/ 11,000
 Dimensions 175x123x153 mm (L x W x H)
 (6-7/8"x4-7/8"x6")
 Net weight 1.4 - 1.7 kg (3 - 3.7 lbs.)

BO5031 419

RANDOM ORBIT SANDER



Continuous rating input 300W
 Pad diameter 123 mm (4-7/8")
 Abrasive Disc Size 125 mm (5")
 Orbits Per Minute (OPM) 4,000-12,000
 Dimensions 153x123x153 mm (L x W x H)
 (6"x4-7/8"x6")
 Net weight 1.3 kg (3 lbs.)
 Power supply cord 2.0 m (6.6 ft)

BO5041 64

RANDOM ORBIT SANDER



Continuous rating input 300W
 Pad diameter 123 mm (4-7/8")
 Abrasive Disc Size 125 mm (5")
 Orbits Per Minute (OPM) 4,000-12,000
 Dimensions 218x123x153 mm (L x W x H)
 (8-5/8"x4-7/8"x6")
 Net weight 1.4 kg (3.1 lbs.)
 Power supply cord 2.0 m (6.6 ft)



PLANING & ROUTERING



DKP180 18V 411

CORDLESS POWER PLANER

TOOL MODEL AVAILABLE IN:
 * DKP180RF
 * DKP180Z



Planing Width	82 mm (3-1/4")
Planing Depth	2.0 mm (5/64")
No Load Speed (RPM)	14,000
Dimensions (L x W x H)	333x157x160 mm (13-1/8"x6-3/16"x6-5/16")
Net weight	3.2 - 3.5 kg (7.1 - 7.9 lbs.)

IMAGES SHOWN ARE FOR GRAPHIC PURPOSES ONLY.

DKP181 18V

CORDLESS POWER PLANER

TOOL MODEL AVAILABLE IN:
 * DKP181Z



LXT BL AWS ADT

Planing Width	82 mm (3-1/4")
Planing Depth	3 mm (1/8")
No Load Speed (RPM)	12,000
Dimensions (L x W x H)	366x156x166 mm (14-3/8"x6-1/8"x6-1/2")
Net weight	3.3 - 3.6 kg (7.3 - 7.9 lbs.)

IMAGES SHOWN ARE FOR GRAPHIC PURPOSES ONLY.

1600 100

POWER PLANER



Continuous rating input	750W
Planing Width	80 mm (3-1/8")
Planing Depth	3 mm (1/8")
No Load Speed (RPM)	16,000
Overall Length	375 mm (14-3/4")
Net weight	5.3 kg (11.8 lbs.)
Power supply cord	5.0 m (16.4 ft)

IMAGES SHOWN ARE FOR GRAPHIC PURPOSES ONLY.

KP0800 411

POWER PLANER

TOOL MODEL AVAILABLE IN:
 * KP0800X



Continuous rating input	620W
Planing Width	82 mm (3-1/4")
Planing Depth	2.5 mm (3/32")
No Load Speed (RPM)	17,000
Dimensions (L x W x H)	285x158x158 mm (11-1/4"x6-1/4"x6-1/4")
Net weight	2.8 kg (6.2 lbs.)
Power supply cord	2.5 m (8.2 ft)

IMAGES SHOWN ARE FOR GRAPHIC PURPOSES ONLY.

N1900B 51

POWER PLANER



Continuous rating input	580W
Planing Width	82 mm (3-1/4")
Planing Depth	1 mm (1/32")
No Load Speed (RPM)	16,000
Overall Length	290 mm (11-3/8")
Net weight	2.8 kg (6.1 lbs.)
Power supply cord	2.5 m (8.2 ft)

IMAGES SHOWN ARE FOR GRAPHIC PURPOSES ONLY.

1100 100

POWER PLANER



Continuous rating input	750W
Planing Width	82 mm (3-1/4")
Planing Depth	3 mm (1/8")
Max Shipping	20 mm (3/4")
No Load Speed (RPM)	18,000
Overall Length	415 mm (16-3/8")
Net weight	5.1 kg (11.2 lbs.)
Power supply cord	5.0 m (16.4 ft)

IMAGES SHOWN ARE FOR GRAPHIC PURPOSES ONLY.

1911B 106

POWER PLANER



Continuous rating input	840W
Planing Width	110 mm (4-3/8")
Planing Depth	2 mm (1/16")
No Load Speed (RPM)	16,000
Overall Length	355 mm (14")
Net weight	4.1 kg (9.1 lbs.)
Power supply cord	5.0 m (16.4 ft)

IMAGES SHOWN ARE FOR GRAPHIC PURPOSES ONLY.

1805N 153

POWER PLANER



Continuous rating input	1,140W
Planing Width	155 mm (6-1/8")
Planing Depth	2 mm (1/16")
No Load Speed (RPM)	15,000
Overall Length	445 mm (17-1/2")
Net weight	7.9 kg (17.3 lbs.)
Power supply cord	5.0 m (16.4 ft)

IMAGES SHOWN ARE FOR GRAPHIC PURPOSES ONLY.

1804N 153

POWER PLANER




Continuous rating input	960W
Planing Width	136 mm (5-3/8")
Planing Depth	3 mm (1/8")
No Load Speed (RPM)	16,000
Overall Length	445 mm (17-1/2")
Net weight	7.9 kg (17.4 lbs.)
Power supply cord	5.0 m (16.4 ft)

IMAGES SHOWN ARE FOR GRAPHIC PURPOSES ONLY.



1806B 153

POWER PLANER



Continuous rating input 1,200W
Planing Width 170 mm (6-3/4")
Planing Depth 2 mm (1/16")
No Load Speed (RPM) 15,000
Overall Length 529 mm (20-3/4")
Net weight 9 kg (19.8 lbs.)
Power supply cord 5.0 m (16.4 ft)

IMAGES SHOWN ARE FOR GRAPHIC PURPOSES ONLY.

2012NB 153

PLANER




Continuous rating input 1,650W
Cutting Width 304 mm (12")
Cutting depth 3 mm (1/8")
Cutting width 150-240 mm : 1.5 mm (1/16")
8.5 m (27.9 ft)
Feed rate/min. 304 x 771 mm (12" x 30-3/8")
No Load Speed (RPM) 8,500
Dimensions 483x771x401 mm (19"x30-3/8"x15-13/16")
Net weight 27.1 - 27.6 kg (59.7 - 60.9 lbs.)
Power supply cord 2.5 m (8.2 ft)

IMAGES SHOWN ARE FOR GRAPHIC PURPOSES ONLY.

PC5001C 253

CONCRETE PLANER



Continuous rating input 1,400W
Wheel Diameter 125 mm (5")
No Load Speed (RPM) 10,000
Dimensions 479x182x195 mm (18-13/16"x7-1/8"x7-5/8")
(L x W x H)
Net weight 4 kg (8.9 lbs.)
Power supply cord 5 m (16.4 ft)

IMAGES SHOWN ARE FOR GRAPHIC PURPOSES ONLY.

RP0900 106

PLUNGE TYPE ROUTER



Continuous rating input 900W
Collet Capacity 6 mm, 8 mm or 1/4", 3/8"
Plunge Capacity 0 - 35 mm (0 - 1-3/8")
No Load Speed (RPM) 27,000
Vibration Level
Cutting Grooves in MDF: 4.0 m/s²
Sound Pressure Level 89 dB(A)
Sound Power Level 100 dB(A)
Dimensions 110x256x217 mm (L x W x H)
(4-5/16"x10-3/32"x8-17/32")
Net weight 2.7 kg (6 lbs.)
Power supply cord 2.5 m (8.2 ft)

IMAGES SHOWN ARE FOR GRAPHIC PURPOSES ONLY.

RP2301FC 203

ROUTER




Continuous rating input 2,100W
Collet Capacity 12 mm or 1/2"
Plunge Capacity 0 - 70 mm (0 - 2-3/4")
No Load Speed (RPM) 9,000 - 22,000
Vibration Level
Cutting Grooves in MDF: 4.5 m/s²
Sound Pressure Level 87 dB(A)
Sound Power Level 98 dB(A)
Dimensions 155x294x312 mm (L x W x H)
(6-1/8"x11-5/8"x12-1/4")
Net weight 6.1 kg (13.5 lbs.)
Power supply cord 4.0 m (13.1 ft)

IMAGES SHOWN ARE FOR GRAPHIC PURPOSES ONLY.

3612BR 153

PLUNGE TYPE ROUTER




Continuous rating input 1,600W
Collet Capacity 12 mm or 1/2"
Plunge Capacity 0 - 65 mm (0 - 2-9/16")
No Load Speed (RPM) 23,000
Dimensions 160x276x287 mm (L x W x H)
(6-5/16"x10-7/8"x11-5/16")
Net weight 5.5 kg (12.1 lbs.)
Power supply cord 2.5 m (8.2 ft)

IMAGES SHOWN ARE FOR GRAPHIC PURPOSES ONLY.

3600H 153

ROUTER




Continuous rating input 1,500W
Collet Capacity 12 mm or 1/2"
Base dia. 160 mm (6-1/4")
No Load Speed (RPM) 24,000
Overall Height 210 mm (8-1/4")
Net weight 4.4 kg (9.8 lbs.)
Power supply cord 5.0 m (16.4 ft)

IMAGES SHOWN ARE FOR GRAPHIC PURPOSES ONLY.

3601B 153

ROUTER



Continuous rating input 930W
Collet Capacity 12 mm or 1/2"
No Load Speed (RPM) 23,000
Overall Height 190 mm (7-1/2")
Net weight 3.6 kg (7.9 lbs.)
Power supply cord 5.0 m (16.4 ft)

IMAGES SHOWN ARE FOR GRAPHIC PURPOSES ONLY.

4403 411

SASH ROUTER



Continuous rating input 530W
Collet Capacity 6 mm or 1/4"
Max Width of Work 123 mm (4-7/8")
Max Width of Work (45°) 77 mm (3")
Max Height of Work 185 mm (7-1/4")
Transverse Travel of Table (Bed) 113 mm (4-1/2")
Longitudinal Travel of Table 73 mm (2-7/8") (Bed)
No Load Speed (RPM) 30,000
Dimensions 327x350x355 mm (L x W x H)
(12-7/8"x13-13/16"x14")
Net weight 16 kg (35.3 lbs.)
Power supply cord 2.5 m (8.2 ft)

IMAGES SHOWN ARE FOR GRAPHIC PURPOSES ONLY.

DRT50 18V

CORDLESS TRIMMER



TOOL MODEL AVAILABLE IN:
* DRT50SFX8
* DRT50ZJX9
* DRT50Z

Collet Capacity 6 mm, 8 mm or 1/4", 3/8"
No Load Speed (RPM) 10,000 - 30,000
Plunge Capacity
w/ Trimmer Base: 0 - 40 mm (0" - 1-9/16")
w/ Plunge Base: 0 - 35 mm (0" - 1-3/8")
Vibration Level
Rotation w/o Load: 2.5 m/s² or less
Cutting Grooves in MDF: 4.5 m/s²
Sound Pressure Level 78 dB(A)
Dimensions w/ BL1830B / BL1840B / BL1850B / BL1840B: 134x89x226 mm (L x W x H)
(5-1/4"x3-1/2"x8-7/8")
Net weight 1.8 - 2.1 kg (3.9 - 4.6 lbs.)

IMAGES SHOWN ARE FOR GRAPHIC PURPOSES ONLY.

3710 411

TRIMMER



Continuous rating input 530W
Collet Capacity 6 mm or 1/4"
No Load Speed (RPM) 30,000
Vibration Level
Rotation w/o Load: 2.5 m/s² or less
Sound Pressure Level 80 dB(A)
Dimensions 102x122x302 mm (L x W x H)
(4"x4-13/16"x11-7/8")
Net weight 1.5 kg (3.3 lbs.)
Power supply cord 2.5 m (8.2 ft)

IMAGES SHOWN ARE FOR GRAPHIC PURPOSES ONLY.

N3701 51

TRIMMER



Continuous rating input 440W
Collet Capacity 6 mm or 1/4"
No Load Speed (RPM) 30,000
Overall Height 181 mm (7-1/8")
Net weight 1.6 kg (3.4 lbs.)
Power supply cord 2.5 m (8.2 ft)

IMAGES SHOWN ARE FOR GRAPHIC PURPOSES ONLY.

DCO180 18V 430

CORDLESS CUT - OUT TOOL



TOOL MODEL AVAILABLE IN:
* DCO180Z

Capacity
Collet: 3.18 mm or 6.35 mm (1/8" or 1/4")
No Load Speed (RPM) 30,000
Dimensions 296x77x118 mm (L x W x H)
(11-5/8"x3"x4-5/8")
Net weight 1.5 - 1.8 kg (3.3 - 4 lbs.)

IMAGES SHOWN ARE FOR GRAPHIC PURPOSES ONLY.

DCO181 18V

CORDLESS CUT - OUT TOOL




TOOL MODEL AVAILABLE IN:
* DCO181Z

Capacity
Collet: 3.6 mm or (1/8, 1/4")
No Load Speed (RPM) 32,000
Max Output 600 W
Circumference of Grip Portion 210 mm (8-1/4")
Vibration Level
Rotation w/o Load: 2.5 m/s² or less
Vibration K Factor
Rotation w/o Load: 1.5 m/s²
Sound Pressure Level 78 dB(A)
Noise K Factor 3 dB(A)
Dimensions 311 x 79 x 117 mm (L x W x H)
(12-1/4 x 3-1/8 x 4-5/8")
Net weight 1.4 - 1.7 kg (3.1 - 3.7 lbs.)

IMAGES SHOWN ARE FOR GRAPHIC PURPOSES ONLY.

3706 64

CUT - OUT TOOL



Continuous rating input
Collet Capacity
No Load Speed (RPM)
Overall Height
Net weight
Power supply cord

Continuous rating input
Collet Capacity
No Load Speed (RPM)
Overall Height
Net weight
Power supply cord

IMAGES SHOWN ARE FOR GRAPHIC PURPOSES ONLY.

3501N 153

GROOVE CUTTER



Continuous rating input 1,160W
Max cutter blade size Dia. x Width : 120x36 mm (4-3/4"x1-3/8")
Max cutting depth
Cutter: 30 mm (1-1/8")
Saw: 5 mm (2-1/2")
No Load Speed (RPM) 6,500
Overall Length 365 mm (14-3/8")
Net weight 7.2 kg (15.8 lbs.)
Power supply cord 5.0 m (16.4 ft)

IMAGES SHOWN ARE FOR GRAPHIC PURPOSES ONLY.



SPECIAL & OTHER TOOLS



DML802 18V

LED FLASHLIGHT
TOOL MODEL AVAILABLE IN:
* DML802Z



LED

Luminous Flux	180 lm
at 1m from the light source	
Illuminance	4,000 lx
Dimensions (L x W x H)	w/ BL1830B / BL1840B / BL1850B / BL1840B
	272x79x116 mm (10-3/4"x3-1/8"x4-9/16")
Net weight	0.64 - 1 kg (1.4 - 2.2 lbs.)

IMAGES SHOWN ARE FOR GRAPHIC PURPOSES ONLY.

DML805 18V

AC / DC LED WORKLIGHT
TOOL MODEL AVAILABLE IN:
* DML805Z



LED

at 0.5m from the light source:	1,150 / 750 lx
at 1m from the light source:	300 / 200 lx
Luminous Flux	High / Low: 750 lm / 450 lm
Net weight	2.3 - 2.7 kg (5.1 - 5.9 lbs.)

IMAGES SHOWN ARE FOR GRAPHIC PURPOSES ONLY.

DML806 18V

CORDLESS LED WORKLIGHT
TOOL MODEL AVAILABLE IN:
* DML806Z



LED

LED lights	21
Lumens	420
Dimensions (L x W x H)	365x78x119 mm (14-3/8"x3-1/16"x4-11/16")
Net weigh	0.69 - 1.1 kg (1.5 - 2.4 lbs.)

IMAGES SHOWN ARE FOR GRAPHIC PURPOSES ONLY.

DML812 18V

LED FLASHLIGHT



LED XPT

Run Time (hrs)	Up to: 10 / 7.5
Spot / Flood:	Up to: 6
Spot-Flood	Up to: 8.5
Strobe	
Luminous Flux	
Spot:	71,000 lx
Flood:	520 lx
Spot-Flood	51,000 lx
Illuminance	
Spot:	600 lm
Flood:	1,000 lm
Spot-Flood	1,250 lm
Dimensions (L x W x H)	313 x 119 x 115 mm (12-3/8 x 4-11/16 x 4-1/2")
Net weight	1.2 - 1.6 kg (2.6 - 3.4 lbs.)

IMAGES SHOWN ARE FOR GRAPHIC PURPOSES ONLY.

DML815 18V

LED FLASHLIGHT



LED

Run Time (hrs)	Up to: 54
Luminous Flux	160 lm
at 1m from the light source:	3,000 lx
Dimensions (L x W x H)	: 272x79x116 mm (10-3/4"x3-1/8"x4-9/16")
Net weight	0.26 - 0.93 kg (0.57 - 2.05 lbs.)

IMAGES SHOWN ARE FOR GRAPHIC PURPOSES ONLY.

PDC01 18V

PORTABLE POWER PACK




LED

Capacity	24 / 12 Ah
Energy Capacity	432 Wh
Dimensions (L x W x H)	400x195x132 mm (15-3/4"x7-5/8"x5-3/16")
Net weight	1.7 kg (5.6 lbs.)

IMAGES SHOWN ARE FOR GRAPHIC PURPOSES ONLY.

LD030P AAA - 1.5V

LASER DISTANCE MEASURE




Measuring range	0.2-30 m
Operating temperature	0 - 40 °C
Storage temperature	-25 - 70 °C
Typical measuring tolerance	±2.0 mm / 10 m
Max measuring tolerance	±3.0 mm / 10 m
Diameter of laser point	6 mm / 10 m
Laser type	Laser class 2: 635 nm
Dimensions (H x D x W)	117x53x25 mm (4.5"x2.14"x1")
Net weight	0.1 kg (0.22 lbs.)

IMAGES SHOWN ARE FOR GRAPHIC PURPOSES ONLY.

LD050P AAA - 1.5V

LASER DISTANCE MEASURE



Measuring range	0.05-50 m
Power supply	Cell battery :
Cell battery :	AAA 1.5 V x 2 pcs
Net weight	0.1 kg (0.22 lbs.)

IMAGES SHOWN ARE FOR GRAPHIC PURPOSES ONLY.




LD080P AAA - 1.5V
LASER DISTANCE MEASURE



Measuring range 0.05-80 m
Power supply AAA 1.5 V x 2 pcs
Cell battery : AAA 1.5 V x 2 pcs
Net weight 0.14 kg (0.31 lbs.)

IMAGES SHOWN ARE FOR GRAPHIC PURPOSES ONLY.

LD080PI AAA - 1.5V
LASER DISTANCE MEASURE



Measuring range 0.05-80 m
Power supply AAA 1.5 V x 2 pcs
Cell battery : AAA 1.5 V x 2 pcs
Net weight 0.14 kg (0.31 lbs.)

IMAGES SHOWN ARE FOR GRAPHIC PURPOSES ONLY.

SK102Z AA - 1.5V
LASER LEVEL



Measuring range Up to: 15 m
Measuring range w/detector Up to: 30 m
Leveling accuracy ±3 mm / 10 m
Self-leveling range ±1
Laser type Laser class 2: 635 nm
Operating Temperature -10 - 40°C
Storage Temperature -25 - 70°C
Tripod thread 1/4"
Protection class IP54
Operating Time (Approx. Hours) 11
Power supply Cell battery : AA 1.5V x 3 pcs
Overall Length 118 mm (4-5/8")
Net weight 0.32 kg (0.7 lbs.)

IMAGES SHOWN ARE FOR GRAPHIC PURPOSES ONLY.

SKR200Z AA - 1.5V
LASER LEVEL




Operating range Rotating beam (diameter): 200 m
Rotation Speed (rpm) Plumb beam (up to): 30 m
Leveling accuracy 0, 300, 450, 600
Leveling range ±1 mm / 10 m
Power supply ±6°
Operating Time Cell battery : 2 pcs
(Approx. Hours) 60
Net weight 1.6 kg (3.5 lbs.)

IMAGES SHOWN ARE FOR GRAPHIC PURPOSES ONLY.

SK106GD 12V MAX
RECHARGEABLE GREEN 4 POINT CROSS LINE LASER

TOOL MODEL AVAILABLE IN:
* SK106GDZ



CX2 XPT

Measuring range Up to: 35 m
Measuring range w/ detector Up to: 80 m
Leveling accuracy ±3 mm / 10 m
Self-leveling range ±4
Laser fan angle Horizontal: 180°
Vertical: 170°
Number of laser points 4
Number of laser lines 2
Laser type Laser class 2: 525 nm
Operating Temperature -10 - 50°C
Operating Time (Approx. Hours) 7 - 20
Dimensions 138 x 64 x 102 mm
(5-7/16 x 2-1/2 x 4")
Net weight 0.69 - 0.85 kg (1.5 - 1.9 lbs.)

IMAGES SHOWN ARE FOR GRAPHIC PURPOSES ONLY.

SK312GD 12V MAX
RECHARGEABLE GREEN MULTI LINE LASER

TOOL MODEL AVAILABLE IN:
* SK312GDZ



CX2 XPT

Leveling accuracy ±1 mm / 10 m
Self-leveling range ±2
Laser fan angle Horizontal: 110°
Vertical: 130°
Number of laser lines 3
Laser type Laser class 2: 515 nm
Operating Temperature -10 - 40°C
Tripod thread 5/8"
Protection class IP54
Operating Time (Approx. Hours) 10 - 28
Dimensions 122 x 110 x 225 mm
Net weight 1.5 - 1.6 kg (3.3 - 3.5 lbs.)

IMAGES SHOWN ARE FOR GRAPHIC PURPOSES ONLY.

DCG180 18V
CORDLESS CAULKING GUN

TOOL MODEL AVAILABLE IN:
* DCG180Z



LXT

Max Dispensing Force 5,000 N (1,100 lbs)
No load speed 0 - 28 mm/sec. (0 - 66 in/min.)
Holder Size 300, 600, 800 mL
Sound Pressure Level 70 dB(A) or less
Vibration Level
Operation w/o Load: 2.5 m/s² or less
Dimensions 404x108x281 mm
(15-7/8"x4-1/4"x11-1/8")
Net weight 2.1 - 3 kg (4.7 - 6.6 lbs.)

IMAGES SHOWN ARE FOR GRAPHIC PURPOSES ONLY.

CP100D 12V MAX
CORDLESS MULTI CUTTER

TOOL MODEL AVAILABLE IN:
* CP100DZ



CX2

Max Cutting Capacity 6 mm (1/4")
No Load Speed (RPM) 300
Vibration Level
Cutting Cardboard: 2.5 m/s² or less
Sound Pressure Level 70 dB(A) or less
Dimensions w/ BL1016/BL1021B:
(L x W x H) 272x66x120 mm
(10-3/4"x2-5/8"x4-3/4")
Net weight 0.72 - 0.88 kg (1.6 - 1.9 lbs.)

IMAGES SHOWN ARE FOR GRAPHIC PURPOSES ONLY.

TM30D 12V MAX
CORDLESS MULTI TOOL

TOOL MODEL AVAILABLE IN:
* TM30DWE



CX2

Oscillations Per Minute (OPM) 6,000 - 20,000
Oscillation Angle Left / Right / Total: 1.6° / 1.6° / 3.2°
Sanding: 2.5 m/s² or less
Plunge Saw Blade: 10.5 m/s²
Segmental Saw Blade: 5.5 m/s²
Scraping: 9.0 m/s²
Sanding: 75 dB(A)
Plunge Saw Blade: 82 dB(A)
Segmental Saw Blade: 81 dB(A)
Scraping: 81 dB(A)
Plunge Saw Blade: 93 dB(A)
Segmental Saw Blade: 92 dB(A)
Scraping: 92 dB(A)
Dimensions (L x W x H) 277x65x98 mm (10-7/8"x2-9/16"x3-7/8")
Net weight 1.1 - 1.3 kg (2.3 - 2.9 lbs.)

IMAGES SHOWN ARE FOR GRAPHIC PURPOSES ONLY.

DTM50 18V
CORDLESS MULTI TOOL

TOOL MODEL AVAILABLE IN:
* DTM50Z



LXT

Oscillations Per Minute (OPM) 6,000-20,000
Dimensions 307x80x122 mm
(12-1/4"x3-1/8"x4-13/16")
(L x W x H)
Net weight 1.8 - 2.2 kg (3.9 - 4.8 lbs.)

IMAGES SHOWN ARE FOR GRAPHIC PURPOSES ONLY.

TM3000C 459
MULTI TOOL

TOOL MODEL AVAILABLE IN:
* TM3000CX1



LXT

Continuous rating input 320W
Strokes Per Minute (SPM) 6,000-20,000
Dimensions 275x64x92 mm
(10-7/8"x2-1/2"x3-5/8")
(L x W x H)
Net weight 1.4 - 1.5 kg (3.2 - 3.3 lbs.)
Power supply cord 5.0 m (16.4 ft)

IMAGES SHOWN ARE FOR GRAPHIC PURPOSES ONLY.

DPJ180 18V 430
CORDLESS PLATE JOINER

TOOL MODEL AVAILABLE IN:
* DPJ180Z



LXT

Blade Diameter 100 mm (4")
Max cutting depth 20 mm (3/4")
No Load Speed (RPM) 6,500
Dimensions 351x139x149 mm
(13-3/4"x5-1/2"x5-7/8")
(L x W x H)
Net weight 2.8 - 3.1 kg (6.2 - 6.8 lbs.)

IMAGES SHOWN ARE FOR GRAPHIC PURPOSES ONLY.

PJ7000 459
PLATE JOINER



Continuous rating input 701W
Blade Diameter 100 mm (4")
No Load Speed (RPM) 11,000
Dimensions 302x139x145 mm
(11-7/8"x5-1/2"x5-3/4")
(L x W x H)
Net weight 2.8 kg (6.2 lbs.)
Power supply cord 2.5 m (8.2 ft)

IMAGES SHOWN ARE FOR GRAPHIC PURPOSES ONLY.

UT1305 303
POWER MIXER



Continuous rating input 850W
Blade Diameter 165 mm (6-1/2")
No Load Speed (RPM) 1,300
Shank size of tool holder portion M12
Dimensions 942x87x152 mm
(37"x3-7/16"x6")
(L x W x H)
Net weight 2.6 kg (5.7 lbs.)
Power supply cord 2.5 m (8.2 ft)

IMAGES SHOWN ARE FOR GRAPHIC PURPOSES ONLY.

DTR180 18V
CORDLESS REBAR TYING TOOL

TOOL MODEL AVAILABLE IN:
* DTR180Z



LXT BL XPT

Tie Wire ø0.8 mm
Applicable Rebars D10 x D10 - [D13 x 2] x [D13 x 2]
Vibration Level 2.5 m/s² or less
Sound Pressure Level 78 dB(A)
Dimensions w/ BL1815N / BL1820B:
(12"x3-2/3"x11-7/8")
w/ BL1830B / BL1840B / BL1850B / BL1860B:
304x93x318 mm
(12"x3-2/3"x12-1/2")
Net weight 2.3 - 2.6 kg (5.1 - 5.7 lbs.)

IMAGES SHOWN ARE FOR GRAPHIC PURPOSES ONLY.

DPP200 18V
CORDLESS HOLE PUNCHER

TOOL MODEL AVAILABLE IN:
* DPP200ZK



LXT

Capacity Steel: 20 mm (13/16")
Stainless Steel: 20 mm (13/16")
40 mm (1-9/16")
Max Throat Depth 417x127x315 mm
Dimensions (L x W x H) (16-3/8"x5"x12-3/8")
Net weight 10.5 kg (23.2 lbs.)

IMAGES SHOWN ARE FOR GRAPHIC PURPOSES ONLY.



DRV250 18V

CORDLESS RIVET GUN
TOOL MODEL AVAILABLE IN:
• DRV250Z




LXT XPT

Pulling Force	20 kN (4,500 lbs.)
Stroke	30 mm (1-3/16")
Rivet Diameter Range	2.4 - 6.4 mm (3/32" - 1/4")
Vibration Level	
Installing Blind Rivet:	2.5 m/s ² or less
Sound Pressure Level	74 dB(A) / DRV150: 75 dB(A)
Dimensions (L x W x H)	
	323x80x270 mm (12-3/4"x3-1/8"x10-5/8") w/ BL1830B / BL1840B / BL1850B / BL1840B: 323x80x287 mm (12-3/4"x3-1/8"x11-1/4")
Net weight	2.1 - 2.4 kg (4.6 - 5.3 lbs.)

IMAGES SHOWN ARE FOR GRAPHIC PURPOSES ONLY.

SJ401

SCROLL SAW



Continuous rating input	50W
Capacity	Thickness of cut : 50 mm (2") Throat : 406 mm (16")
Length of Stroke	18 mm (11/16")
Strokes Per Minute (SPM)	400-1,600
Overall Length	600 mm (23-5/8")
Net weight	14 kg (30.87 lbs.)

IMAGES SHOWN ARE FOR GRAPHIC PURPOSES ONLY.

DPT353 18V

CORDLESS PIN NAILER
TOOL MODEL AVAILABLE IN:
• DPT353Z



LXT

Capacity	Length: 15, 18, 25, 30, 35 mm (5/8", 11/16", 1", 1-3/16", 1-3/8") Dia.: 0.6 mm (1/32") Gauge: 23 Ga
Magazine Capacity	120
Vibration Level	2.5 m/s ² or less
Sound Pressure Level	76 dB(A)
Dimensions (L x W x H)	257x79x226 mm (10-1/8"x3-1/8"x8-7/8")
Net weight	2.0 - 2.3 kg (4.4 - 5.1 lbs.)

IMAGES SHOWN ARE FOR GRAPHIC PURPOSES ONLY.

AF504Z

PNEUMATIC NAILER



Capacity	Length: 15 - 50 mm (19/32 - 2") Gauge: 18 Ga
Operating Pressure	0.41 - 0.69 MPa (60 - 100 PSI)
Dimensions (L x W x H)	253 x 52 x 225 mm (10 x 2-1/16 x 8-7/8")
Net weight	1.5 kg (3.3 lbs.)

IMAGES SHOWN ARE FOR GRAPHIC PURPOSES ONLY.

DST121 18V

CORDLESS STAPLER
TOOL MODEL AVAILABLE IN:
• DST121RFE
• DST121ZK



LXT XPT

Staple	Width: 10 mm (N/A) Length: 13 - 25 mm (1/2 - 1") Size: 1.2 x 0.6 mm
Magazine Capacity	100
Shot q'ty on a single full battery charge	w/ BL1860B: 4,800 w/ BL1815N / BL1820B: 244 x 79 x 216 mm (9-5/8 x 3-1/8 x 8-1/2") w/ BL1830B / BL1840B / BL1850B / BL1840B: 260 x 79 x 216 mm (10-1/4 x 3-1/8 x 8-1/2")
Dimensions (L x W x H)	
Net weight	2.2 - 2.5 kg (4.9 - 5.5 lbs.)

IMAGES SHOWN ARE FOR GRAPHIC PURPOSES ONLY.

DST421 18V

CORDLESS STAPLER
TOOL MODEL AVAILABLE IN:
• DST421RFE
• DST421ZK



LXT XPT

Staple	Width: 4 mm (N/A) Length: 13 - 25 mm (1/2 - 1") Size: 1.2 x 0.6 mm
Magazine Capacity	100
Shot q'ty on a single full battery charge	w/ BL1860B: 4,800 w/ BL1815N / BL1820B: 244 x 79 x 216 mm (9-5/8 x 3-1/8 x 8-1/2") w/ BL1830B / BL1840B / BL1850B / BL1840B: 260 x 79 x 216 mm (10-1/4 x 3-1/8 x 8-1/2")
Dimensions (L x W x H)	
Net weight	2.2 - 2.5 kg (4.9 - 5.5 lbs.)

IMAGES SHOWN ARE FOR GRAPHIC PURPOSES ONLY.

AT1022AZ

PNEUMATIC STAPLER



Capacity	10 - 22 mm (13/32 - 7/8")
Gauge:	18 Ga
Magazine Capacity	100
Operating Pressure	0.45 MPa (65 PSI)
Dimensions (L x W x H)	250 x 55 x 180 mm (9-3/4 x 2-1/4 x 7")
Net weight	1.3 kg (2.86 lbs.)

IMAGES SHOWN ARE FOR GRAPHIC PURPOSES ONLY.

DFN350 18V

CORDLESS BRAD STAPLER
TOOL MODEL AVAILABLE IN:
• DFN350Z



LXT XPT

Capacity	Length: 15 - 35 mm (5/8" - 1-3/8") Gauge: 18 Ga
Magazine Capacity	110
Shot q'ty on a single full battery charge	w/ BL1850B: 4,000
Vibration Level	2.5 m/s ² or less
Sound Pressure Level	81 dB(A)
Sound Power Level	92 dB(A)
Dimensions (L x W x H)	257x79x228 mm (10-1/8"x3-1/8"x9")
Net weight	2.1 - 2.4 kg (4.6 - 5.3 lbs.)

IMAGES SHOWN ARE FOR GRAPHIC PURPOSES ONLY.

HG5030

HEAT GUN



Continuous rating input	1,600W
Air Temperature (°C) / Flow (L/min)	Stage 1: 350 / 300 Stage 2: 500 / 500
Dimensions (L x W x H)	233x80x208 mm (9-1/8"x3-1/8"x8-3/16")
Net weight	0.56 kg (1.2 lbs.)
Power supply cord	2.0 m (6.6 ft)

IMAGES SHOWN ARE FOR GRAPHIC PURPOSES ONLY.

HG6530V

HEAT GUN
TOOL MODEL AVAILABLE IN:
• HG6530VK



Continuous rating input	2,000W
Air Temperature (°C)	50 - 650
Air Flow	
Stage 1:	500 L/min
Stage 2:	280 L/min
Stage 3:	550 L/min
Dimensions (L x W x H)	257x85x204 mm (10-1/8"x3-3/8"x8-1/8")
Net weight	0.72 kg (1.6 lbs.)
Power supply cord	2.0 m (6.6 ft)

IMAGES SHOWN ARE FOR GRAPHIC PURPOSES ONLY.

BBY180 18V

MOTOR - ASSISTED BICYCLE
TOOL MODEL AVAILABLE IN:
• BBY180Z



LXT


Dimensions (L x W x H)	1,450 x 570 x 910 mm (57 x 22-1/2 x 35-3/4")
Dimensions when Folded (L x W x H)	0.82 x 0.45 x 0.7 m (32-1/4" x 17-3/4" x 27-1/2")
Net weight	20.8 kg (45.9 lbs.)

In motor-assisted mode, the human power required to pedal is about half of that in full human-power mode.

IMAGES SHOWN ARE FOR GRAPHIC PURPOSES ONLY.

MP100D 12V MAX

CORDLESS INFLATOR
TOOL MODEL AVAILABLE IN:
• MP100DZ



LXT

Max Air Pressure	830 kPa (121 PSI) [8.3 bar]
Air Discharge Amount	200 kPa: 10 L/min
Hose Length	65 cm (25-1/2")
Dimensions (L x W x H)	w/ BL1014/BL1021B: 235x74x173 mm (9-1/4"x2-15/16"x6-13/16")
Net weight	1.2 - 1.3 kg (2.6 - 3.0 lbs.)

IMAGES SHOWN ARE FOR GRAPHIC PURPOSES ONLY.

DMP180 18V

CORDLESS INFLATOR
TOOL MODEL AVAILABLE IN:
• DMP180Z



LXT

Max Air Pressure	830 kPa (121 PSI) [8.3 bar]
Air Discharge Amount	200 kPa: 10 L/min
Hose Length	65 cm (25-1/2")
Dimensions (L x W x H)	270x76x175 mm (10-5/8"x3"x6-7/8")
Net weight	1.5 - 1.8 kg (3.3 - 4.0 lbs.)

IMAGES SHOWN ARE FOR GRAPHIC PURPOSES ONLY.

DCF102 18V

CORDLESS FAN
TOOL MODEL AVAILABLE IN:
• DCF102Z



LXT

Air Flow	High: 4.6 m ³ /min Med: 3.8 m ³ /min Low: 3.0 m ³ /min
Dimensions (L x W x H)	185x272x284 mm (7-1/4"x10-3/10"x11-1/8")
Net weight	1.3 - 2.0 kg (2.9 - 4.4 lbs.)

IMAGES SHOWN ARE FOR GRAPHIC PURPOSES ONLY.

DCF300 18V

CORDLESS FAN
TOOL MODEL AVAILABLE IN:
• DCF300Z



LXT

Continuous Use (min.)	Hi: 55 - 3.0 Ah, 25-1.3 Ah Mid: 90-3.0 Ah, 40-1.3 Ah Low: 180-3.0 Ah, 80-1.3 Ah
Dimensions (L x W x H)	315x480x600 mm (12-3/8"x18-7/8"x23-5/8")
Net weight	4.3 - 4.7 kg (9.5 - 10.3 lbs.)

IMAGES SHOWN ARE FOR GRAPHIC PURPOSES ONLY.

DFJ206 18V 12V MAX

CORDLESS FAN JACKET
TOOL MODEL AVAILABLE IN:
• DFJ206Z



LXT XPT

Run Time (hrs)	with BL1860B Low: 40 Medium: 26.5 High: 18.5
Air Flow Settings	40 / 26.5 / 18.5
Air Flow	Turbo / High / Medium / Low Turbo: 2.1 m ³ /min Hi: 1.9 m ³ /min Medium: 1.5 m ³ /min Lo: 1.3
Size	S / M / L / XL / 2XL / 3XL
Pockets	5
Net weight	360 g (0.8 lbs.)

IMAGES SHOWN ARE FOR GRAPHIC PURPOSES ONLY.



DOUBLE INSULATION



VARIABLE SPEED



BRAKE



CONSTANT SPEED



ELECTRONIC 2 SPEED



ELECTRONIC 3 SPEED



ELECTRONIC 4 SPEED



BUILT-IN JOB LIGHT



CARRYING CASE



DEPTH ADJUSTING



AUTO FIRING STOP



ANTI VIBRATION

DFJ207 18V 12V MAX

CORDLESS FAN JACKET
TOOL MODEL AVAILABLE IN:
* DFJ207Z



LXT CXT

Run Time (hrs) with BL1860B Low: 40
Medium: 26.5
High: 18.5

Air Flow Settings 40 / 26.5 / 18.5
Air Flow Turbo / High / Medium / Low
Turbo: 2.1 m³/min
Hi: 1.9 m³/min
Medium: 1.5 m³/min
Lo: 1.3

Size S / M / L / XL / 2XL / 3XL
Pockets 5
Net weight 380 g (0.8 lbs.)

IMAGES SHOWN ARE FOR GRAPHIC PURPOSES ONLY.

DFJ405 18V 12V MAX

CORDLESS MULTI-FUNCTION POWER HEAD
TOOL MODEL AVAILABLE IN:
* DFJ405Z



LXT CXT

Run Time (hrs) with BL1860B: Low - 40
Medium - 26.5
High - 18.5

Air Flow Settings Turbo / High / Medium / Low
Air Flow Turbo: 2.1 m³/min
Hi: 1.9 m³/min
Medium: 1.5 m³/min
Low: 1.3 m³/min

Size S / M / L / XL / 2XL / 3XL
Pockets 5
Net weight 440 g (1.0 lbs.)

IMAGES SHOWN ARE FOR GRAPHIC PURPOSES ONLY.

DFJ407 18V 12V MAX

CORDLESS MULTI-FUNCTION POWER HEAD
TOOL MODEL AVAILABLE IN:
* DFJ407Z



LXT CXT

Run Time (hrs) with BL1860B: Low - 40
Medium - 26.5
High - 18.5

Air Flow Settings Turbo / High / Medium / Low
Air Flow Turbo: 2.1 m³/min
Hi: 1.9 m³/min
Medium: 1.5 m³/min
Low: 1.3 m³/min

Size S / M / L / XL / 2XL / 3XL
Pockets 5
Net weight 460 g (1.0 lbs.)

IMAGES SHOWN ARE FOR GRAPHIC PURPOSES ONLY.

DFJ212 12V MAX 18V

CORDLESS FAN JACKET
TOOL MODEL AVAILABLE IN:
* DFJ212Z



CXT LXT

Run Time (hrs) w/ BL1860B
Hi: 33
Mid: 24.5
Lo: 13.5

Air Flow Settings Turbo / High / Medium / Low
Air Flow Turbo: 2.2 m³/min
Hi: 2.1 m³/min
Mid: 1.7 m³/min
M / L
Lo: 1.5 m³/min

Size M / L
Pockets 5
Net weight 0.43 kg (0.9 lbs.)

IMAGES SHOWN ARE FOR GRAPHIC PURPOSES ONLY.

DFJ213 12V MAX 18V

CORDLESS FAN JACKET
TOOL MODEL AVAILABLE IN:
* DFJ213Z



CXT LXT BL

Run Time (hrs) w/ BL1860B
Hi: 33
Mid: 24.5
Lo: 13.5

Air Flow Settings Turbo / High / Medium / Low
Air Flow Turbo: 2.2 m³/min
Hi: 2.1 m³/min
Mid: 1.7 m³/min
Lo: 1.5 m³/min

Size M / L
Pockets 5
Net weight 0.54 kg (1.2 lbs.)

IMAGES SHOWN ARE FOR GRAPHIC PURPOSES ONLY.

DFJ214 12V MAX 18V

CORDLESS FAN JACKET
TOOL MODEL AVAILABLE IN:
* DFJ214O
* DFJ214Z



CXT LXT BL

Run Time (hrs) w/ BL1860B
Hi: 33
Mid: 24.5
Lo: 13.5

Air Flow Settings Turbo / High / Medium / Low
Air Flow Turbo: 2.2 m³/min
Hi: 2.1 m³/min
Mid: 1.7 m³/min
Lo: 1.5 m³/min

Size M / L
Pockets 5
Net weight 0.54 kg (1.2 lbs.)

IMAGES SHOWN ARE FOR GRAPHIC PURPOSES ONLY.

DFJ216 12V MAX 18V

CORDLESS FAN JACKET
TOOL MODEL AVAILABLE IN:
* DFJ216Z



CXT LXT BL

Run Time (hrs) w/ BL1860B
Hi: 33
Mid: 24.5
Lo: 13.5

Air Flow Settings Turbo / High / Medium / Low
Air Flow Turbo: 2.2 m³/min
Hi: 2.1 m³/min
Mid: 1.7 m³/min
Lo: 1.5 m³/min

Size M / L
Pockets 5
Net weight 0.23 kg (0.51 lbs.)

IMAGES SHOWN ARE FOR GRAPHIC PURPOSES ONLY.

DFJ416 12V MAX 18V

CORDLESS FAN JACKET
TOOL MODEL AVAILABLE IN:
* DFJ416Z



CXT LXT BL

Run Time (hrs) w/ BL1860B
Hi: 33
Mid: 24.5
Lo: 13.5

Air Flow Settings Turbo / High / Medium / Low
Air Flow Turbo: 2.2 m³/min
Hi: 2.1 m³/min
Mid: 1.7 m³/min
Lo: 1.5 m³/min

Size M / L
Pockets 5
Net weight 0.23 kg (0.51 lbs.)

IMAGES SHOWN ARE FOR GRAPHIC PURPOSES ONLY.

DCM501 18V 12V MAX

CORDLESS COFFEE MAKER
TOOL MODEL AVAILABLE IN:
* DCM501Z



LXT CXT

Water Tank Capacity 240 mL
Compatible Cafe Pod Type 40 mm
Dimensions (L x W x H) w/ BL1041B: 243x185x218 mm (9-9/16"x7-5/16"x8-9/16")
w/ BL1830B / BL1840B / BL1850B / BL1860B: 243x187x218 mm (9-9/16"x7-3/8"x8-9/16")

Net weight 1.9 - 2.2 kg (4.1 - 4.8 lbs.)

IMAGES SHOWN ARE FOR GRAPHIC PURPOSES ONLY.

MR052 12V MAX

CORDLESS RADIO



CXT

Frequency Band FM: 87.5 - 108 MHz
AM: 522 - 1,710 kHz
w/ BL1041B: 30
w/ BL1021B: 15
w/ BL1011B: 11

Continuous use (hours) 169x73x74 mm
w/ BL1011B: 11

Dimensions (L x W x H) 169x73x74 mm
(6-5/8"x2-7/8"x2-15/16")

Net weight 0.56 - 0.72 kg (1.2 - 1.6 lbs.)

IMAGES SHOWN ARE FOR GRAPHIC PURPOSES ONLY.

BMR103B

AC / DC JOB SITE RADIO



LXT CXT LITHIUM-ION

Frequency Band FM: 522 - 1,629 MHz
AM: 87.5 - 108 kHz

Speaker Size 3.5 W x2
Max Output Woofer: Dia. 76 mm x2

18V 12V 9.6V 7.2V


Dimensions 257 x 163 x 431 mm
(10-1/8 x 6-3/8 x 17")

Net weight 4.4 - 5.3 kg (9.6 - 11.6 lbs.)

IMAGES SHOWN ARE FOR GRAPHIC PURPOSES ONLY.

DMR114 18V 12V MAX

CORDLESS JOB SITE RADIO
TOOL MODEL AVAILABLE IN:
* DMR114Z



LXT CXT Bluetooth

Frequency Band FM / AM: 87.5 - 108 MHz / 522 - 1,710 kHz

Speaker Size 87.5 - 108 MHz / 522 - 1,710 kHz

FM / AM: 87.5 - 108 MHz / 522 - 1,710 kHz

Speaker Size 87.5 - 108 MHz / 522 - 1,710 kHz

Sides: Ø63.5 mm x2
Bottom: Ø101.6 mm
Max Output 18V: 5 W x2 +25 W
12Vmax: 2 W x2 +10 W

Bluetooth Version: 5.0
Profile: A2DP / SCMS-T / AVRCP
Supported Codec: SBC
Max Transmission Range (Optimum): 10 m (33 ft)
Transmission Power Class: 2
Compatible Bluetooth Profile: A2DP
Net weight 5.1 - 5.6 kg (11.3 - 12.3 lbs.)

IMAGES SHOWN ARE FOR GRAPHIC PURPOSES ONLY.

DMR200 18V 12V MAX

AC / DC JOB SITE SPEAKER
TOOL MODEL AVAILABLE IN:
* DMR200Z



LXT CXT Bluetooth

Speaker Size Woofer: Ø101.6 mm
Tweeter: Ø36 mm

Bluetooth Version: 4.0
Profile: A2DP / SCMS-T / AVRCP
Supported Codec: SBC
Max Transmission Range: 10 m (33 ft)

Dimensions 211x203x286 mm
(8-5/16"x8"x11-1/4")

Net weight 2.9 - 3.4 kg (6.4 - 7.4 lbs.)

IMAGES SHOWN ARE FOR GRAPHIC PURPOSES ONLY.

DMR202 18V 12V MAX

AC / DC JOB SITE SPEAKER
TOOL MODEL AVAILABLE IN:
* DMR202Z



LXT CXT Bluetooth

Speaker Size Woofer/Tweeter: Ø101.6 / Ø36 mm

Bluetooth Version: 4.0
Profile: A2DP / SCMS-T / AVRCP
Supported Codec: SBC
Max Transmission Range: 10 m (33 ft)

Run Time (hrs) 1.4 - 32 / 0.9 - 23
18V / 12Vmax: 211x206x286 mm
(8-5/16"x8-1/8"x11-1/4")

Dimensions (L x W x H) 211x206x286 mm
(8-5/16"x8-1/8"x11-1/4")

Net weight 2.7 - 3.3 kg (5.9 - 7.3 lbs.)

IMAGES SHOWN ARE FOR GRAPHIC PURPOSES ONLY.

DMR203 12V MAX 18V

CORDLESS JOB SITE SPEAKER



CXT LXT Bluetooth

Speaker Size Woofer: Ø101.6 mm
Tweeter: Ø36 mm

Bluetooth Version: 5.0
Profile: A2DP / SCMS-T / AVRCP
Supported Codec: SBC
Max Transmission Range: 10 m (33 ft)

Dimensions 217x205x199 mm
(8-1/2"x8-1/8"x7-7/8")
w/ Handle in Retracted Position:
217x205x286 mm
(8-1/2"x8-1/8"x11-1/4")

Net weight 2.7 - 3.4 kg (6.0 - 7.5 lbs.)

IMAGES SHOWN ARE FOR GRAPHIC PURPOSES ONLY.

DMR050 18V 14.4V

CORDLESS FLASHLIGHT RADIO



LXT

Run Time (hrs) Up to: 30
Practical max output 2.0 W-3.0 Ah / 1.5 W-1.3 Ah
Frequency Band FM: 522 - 1,629 MHz
AM: 87.5 - 108 kHz
263x75x179 mm
(10-3/8"x2-15/16"x7")

Dimensions (L x W x H) 263x75x179 mm
(10-3/8"x2-15/16"x7")

Net weight 0.92 - 1.3 kg (2 - 2.9 lbs.)

IMAGES SHOWN ARE FOR GRAPHIC PURPOSES ONLY.



DK1202

10.8V

LITHIUM-ION



HP330D

10.8V

CORDLESS HAMMER DRIVER DRILL



LITHIUM-ION

Capacity	Steel: 10 mm (3/8") Wood: 21 mm (13/16") Masonry: 8 mm (5/16")
Impacts Per Minute (IPM)	Hi: 0-22,500 Lo: 0-6,000
No Load Speed (RPM)	Hi: 0-1,500 Lo: 0-400
Max Fastening Torque	Hard / Soft: 24 / 12 N m
Max lock torque	22 N m (200 in.lbs.)
Dimensions (L x W x H)	201x53x183 mm
Net weight	(7-7/8"x2-1/16"x7-1/4") 1.1 kg (2.3 lbs)

IMAGES SHOWN ARE FOR GRAPHIC PURPOSES ONLY.

MR051

10.8V

RECHARGEABLE BATTERY CORDLESS RADIO



LITHIUM-ION

Frequency Band	FM: 87.5 - 108 MHz AM: 522 - 1,620 kHz
Continuous use (hours)	2.5
Dimensions (L x W x H)	169x83x74 mm
Net weight	(6-5/8"x3-1/4"x2-15/16") 0.49 kg (1.1 lbs)

IMAGES SHOWN ARE FOR GRAPHIC PURPOSES ONLY.

CLX201

12V MAX

CXT



DF331D

12V MAX

CORDLESS DRIVER DRILL



CXT

Capacity	Steel: 10 mm (3/8") Wood: 21 mm (13/16")
Chuck capacity	0.8 - 10 mm (1/32 - 3/8")
No Load Speed (RPM)	Hi: 0 - 1,700 Lo: 0 - 450
Max Fastening Torque	Hard: 30 N m (270 in.lbs.) Soft: 14 N m (130 in.lbs.)
Max lock torque	28 N m (250 in.lbs.)
Vibration Level	Drilling Into Metal: 2.5 m/s ² or less
Sound Pressure Level	70 dB(A) or less
Max Output	170 W
Dimensions (L x W x H)	189x66x209 mm
Net weight	(7-7/16"x2-5/8"x8-1/4") 1.1 - 1.3 kg (2.4 - 2.8 lbs)

IMAGES SHOWN ARE FOR GRAPHIC PURPOSES ONLY.

TD110D

12V MAX

CORDLESS IMPACT DRIVER



CXT

Capacity	Machine Screw: M4 - M8 mm (5/32" - 5/16") Standard Bolt: M5 - M12 (3/16" - 1/2") High Tensile Bolt: M5 - M10 (3/16" - 3/8") Coarse thread (in length): 22 - 90 mm (7/8" - 3-1/2")
Hex Shank	6.35 mm (1/4")
No Load Speed (RPM)	0 - 2,600
Impacts Per Minute (IPM)	0 - 3,500
Max Fastening Torque	110 N m (970 in.lbs.)
Vibration Level	8.0 m/s ²
Sound Pressure Level	94 dB(A)
Max Output	120 W
Net weight	1.0 - 1.2 kg (2.3 - 2.6 lbs)

IMAGES SHOWN ARE FOR GRAPHIC PURPOSES ONLY.

CLX202

12V MAX

CXT



HP331D

VOLTAGE

CORDLESS HAMMER DRIVER DRILL



CXT

Capacity	Steel: 10 mm (3/8") Wood: 21 mm (13/16") Masonry: 8 mm (5/16")
Impacts Per Minute (IPM)	Hi / Lo: 0 - 25,500 / 0 - 6,750
No Load Speed (RPM)	Hi / Lo: 0 - 1,700 / 0 - 450
Max Fastening Torque	Hard: 30 N m (270 in.lbs.) Soft: 14 N m (130 in.lbs.)
Max lock torque	28 N m (250 in.lbs.)
Vibration Level	Hammer Drilling Into Concrete: 8.0 m/s ² Drilling Into Metal: 2.5 m/s ²
Sound Pressure Level	81 dB(A)
Sound Power Level	92 dB(A)
Net weight	1.1 - 1.3 kg (2.5 - 2.9 lbs)

IMAGES SHOWN ARE FOR GRAPHIC PURPOSES ONLY.

TD110D

12V MAX

CORDLESS IMPACT DRIVER



CXT

Capacity	Machine Screw: M4 - M8 mm (5/32" - 5/16") Standard Bolt: M5 - M12 (3/16" - 1/2") High Tensile Bolt: M5 - M10 (3/16" - 3/8") Coarse thread (in length): 22 - 90 mm (7/8" - 3-1/2")
Hex Shank	6.35 mm (1/4")
No Load Speed (RPM)	0 - 2,600
Impacts Per Minute (IPM)	0 - 3,500
Max Fastening Torque	110 N m (970 in.lbs.)
Vibration Level	8.0 m/s ²
Sound Pressure Level	94 dB(A)
Max Output	120 W
Net weight	1.0 - 1.2 kg (2.3 - 2.6 lbs)

IMAGES SHOWN ARE FOR GRAPHIC PURPOSES ONLY.

CLX230X1

12V MAX

CXT



JV101D

12V MAX

CORDLESS JIG SAW



CXT

Max Cutting Capacity at 90°	Wood: 65 mm (2-9/16") Aluminum: 4 mm (5/32") Mild Steel: 2 mm (1/16")
Length of Stroke	18 mm (11/16")
Strokes Per Minute (SPM)	0-2,900
Vibration Level	Cutting Boards: 7.0 m/s ² Cutting Sheet Metal: 5.5 m/s ²
Sound Pressure Level	80 dB(A)
Sound Power Level	91 dB(A)
Dimensions (L x W x H)	232x76x196 mm
Net weight	(9-1/8"x3"x7-3/4") 1.8 - 1.9 kg (3.9 - 4.3 lbs.)

IMAGES SHOWN ARE FOR GRAPHIC PURPOSES ONLY.

HP333D

12V MAX

CORDLESS HAMMER DRIVER DRILL



CXT

Capacity	Steel: 10 mm (3/8") Wood: 21 mm (13/16") Masonry: 8 mm (5/16")
Impacts Per Minute (IPM)	High: 0 - 25,500 Low: 0 - 6,750
No Load Speed (RPM)	High: 0 - 1,700 Low: 0 - 450
Max Fastening Torque	Hard: 30 14 N m (270 in.lbs.) Soft: 14 N m (130 in.lbs.)
Max lock torque	28 N m (250 in.lbs.)
Dimensions (L x W x H)	193x66x212 mm
Net weight	(7-5/8"x2-5/8"x8-3/8") 1.1 - 1.3 kg (2.4 - 2.9 lbs.)

IMAGES SHOWN ARE FOR GRAPHIC PURPOSES ONLY.

+ D-05256, D-07054, D-38401, D-43016, D-44214, D-34877, D-34899, D-34908



XGT 40V MAX
CORDLESS HAMMER DRIVER DRILL

P.8
 1 Makita Connector Case Type 3, 1 DC40RA Fast Charger, 2 BL4025 (2.5Ah) Battery, 1 Depth Gauge, 1 Side Handle, 1 Belt Clip, 1 (+/-) Bit & 1 Bit Holder.

HP001GD201

XGT 40V MAX
CORDLESS ANGLE GRINDER

P.9
 1 Makita Connector Case Type 4, 1 DC40RA Fast Charger, 2 BL4025 (2.5Ah) Battery, 1 Grinding wheel, 1 Toolless wheel cover, 1 Side Handle, 1 Lock nut wrench.

GA011GD201

XGT 40V MAX
CORDLESS ANGLE GRINDER

P.9
 1 Makita Connector Case Type 4, 1 DC40RA Fast Charger, 2 BL4040 (4.0Ah) Battery, 1 Grinding wheel, 1 Toolless wheel Cover, 1 Side Handle, 1 Lock nut wrench.

GA011GM201

XGT 40V MAX
CORDLESS ANGLE GRINDER

P.9
 1 Makita Connector Case Type 4, 1 DC40RA Fast Charger, 2 BL4040 (4.0Ah) Battery, 1 Grinding wheel, 1 Toolless wheel Cover, 1 Side Handle, 1 Lock nut wrench.

GA030GM201

XGT 40V MAX
CORDLESS ANGLE GRINDER

P.9
 1 Makita Connector Case Type 4, 1 DC40RA Fast Charger, 2 BL4040 (4.0Ah) Battery, 1 Grinding wheel, 1 Toolless wheel Cover, 1 Side Handle, 1 Lock nut wrench.

GA032GM201

XGT 40V MAX
CORDLESS ROTARY HAMMER

P.42
 2 BL4040 4.0Ah battery, 1 DC40RA Fast Charger, 1 Side Handle, 1 Side Grip, 1 Depth Gauge, 1 Bit Grease, 1 Cloth

HR005GM201

XGT 40V MAX
CORDLESS ROTARY HAMMER

P.42
 1 Makpac Connector Case Type 4, 1 DC40RA Fast Charger, 2 BL4040 (4.0Ah) Battery, 1 Side Grip, 1 Depth gauge, 1 Cleaning cloth, 1 Bit grease.

HR001GM201

XGT 40V MAX
CORDLESS ROTARY HAMMER

P.42
 1 Makpac Connector Case Type 4, 1 DC40RA Fast Charger, 2 BL4040 (4.0Ah) Battery, 1 Side Grip, 1 Depth gauge, 1 Cleaning cloth, 1 Bit grease.

HR003GM201

XGT 40V MAX
CORDLESS CIRCULAR SAW

P.8
 1 Makpac Connector Case Type 4, 1 DC40RA Fast Charger, 2 BL4040 (4.0Ah) Battery, 1 TCT Saw Blade (24T Efficient - Wood PN: B-62022), 1 Dust Nozzle, 1 Hex Wrench.

HS004GM201

XGT 40V MAX
CORDLESS RECIPRO SAW

P.9
 1 DC40RA Fast Charger, 2 BL4040 (4.0Ah) Battery, Blades, 1 Carrying Case

JR001GM201

XGT 40V MAX
CORDLESS IMPACT DRIVER

P.8
 1 Makpac Connector Case Type 2, 1 DC40RA Fast Charger, 2 BL4025 (2.5Ah) Battery.

TD001GD201

XGT 40V MAX
CORDLESS IMPACT WRENCH

P.8
 1 Makpac Connector Case Type 2, 1 DC40RA Fast Charger, 2 BL4025 (2.5Ah) Battery.

TW001GM201

XGT 40V MAX
CORDLESS IMPACT WRENCH

P.8
 1 Makpac Connector Case Type 2, 1 DC40RA Fast Charger, 2 BL4025 (2.5Ah) Battery.

TW004GD201

XGT 40V MAX
CORDLESS IMPACT WRENCH

P.8
 1 Makpac Connector Case Type 2, 1 DC40RA Fast Charger, 2 BL4025 (2.5Ah) Battery.

TW005GD201

LXT 18V
CORDLESS IMPACT DRIVER

P.20
 1 BL1830 (3.0Ah) Battery, 1 DC18SD Standard Charger, 1 Carrying Case.

DTD152RF

LXT 18V
CORDLESS IMPACT DRIVER

P.20
 1 BL1830 (3.0Ah) Battery, 1 DC18SD Standard Charger, 1 Carrying Case.

DTD155RF

LXT 18V
CORDLESS IMPACT DRIVER

P.20
 1 Makita Connector Case Type 2, DC18SD Standard Charger, 2 BL1830B (3.0Ah) Battery, Extension Bar, (8, 10, 13, 16, 17, 18, 19, 21, 24mm) 9 Impact Sockets.

DTW190JX1

LXT 18V
CORDLESS IMPACT DRIVER

P.20
 1 DC18RC Fact Charger, 1 BL1830B (3.0Ah) Battery & Carrying Case.

DTW190RF

LXT 18V
CORDLESS IMPACT WRENCH

P.20
 1 DC18SD Standard Charger, 1 BL1830B (3.0Ah) Battery

DTW190SFX7

LXT 18V
CORDLESS IMPACT DRIVER

P.20
 1 DC18RC Fast Charger, 1 BL1830B (3.0Ah) Battery & Carrying Case.

DTW251RF



LXT 18V
CORDLESS IMPACT DRIVER

P.21
1 Makita Connector Case Type 2, DC18SD Standard Charger, 2 BL1830B (3.0Ah) Battery, Extension Bar, (8,10,13,16,17,18,19,21,24mm) 9 Impact Sockets.

DTW285RFJX

LXT 18V
CORDLESS HAMMER DRIVER DRILL

P.22
1 DC18SD Standard Charger, 1 BL1830 (3.0Ah) Battery & 1 (+/-) Bit.

DHP453SFX8

LXT 18V
CORDLESS HAMMER DRIVER DRILL

P.22
1 DC18RC Fast Charger, 2 BL1830 (3.0Ah) Battery, 18pcs Assorted Drill Bits, Assorted Fastening Bit Set, 1 Magnetic Bit Holder, 1 3m Tape Measure, 1 Sleeve Chuck bit, 1 Ratchet Screwdriver, 1 Snap-off knife.

DHP453RFX2

LXT 18V
CORDLESS HAMMER DRIVER DRILL

P.22
1 DC18RC Fast Charger, 2 BL1830 (3.0Ah) Battery, 74pcs Assorted bits.

DHP453RFX4

LXT 18V
CORDLESS HAMMER DRIVER DRILL

P.23
1 DC18RC Fast Charger, 2 BL1830B (3.0Ah) Battery, 1 Belt Clip, 1 (+/-) Bit & Carrying Case.

DHP484RFE

LXT 18V
CORDLESS ROTARY HAMMER

P.24
1 DC18RC Fast Charger, 2 BL1830B (3.0Ah) Battery, 1 Depth Gauge & Carrying Case.

DHR241RFE

LXT 18V
CORDLESS ROTARY HAMMER

P.24
1 DC18RC Fast Charger, 2 BL1815N (1.5Ah) Battery, 1 Depth Gauge & Carrying Case.

DHR241SYE

LXT 18V
CORDLESS CIRCULAR SAW

P.29
1 DC18RC Fast Charger, 1 BL1830 (3.0Ah) Battery, 1 Carbide-Tipped Saw Blade, 1 Rip Fence (Guide Rule), 1 Hex Wrench.

DSS611RF

LXT 18V
CORDLESS JEG SAW

P.29
1 DC18RC Fast Charger, 1 BL1830 (3.0Ah) Battery, 1 Jig Saw Blade Set, 1 Cover Plate, 1 Anti-Splintering Device, 1 Hex Wrench.

DJV182RF

LXT 18V
CORDLESS CIRCULAR SAW

P.27
Makita Connector Case Type 3, 1 DC18RC Fast Charger, 1 BL1850B (5.0Ah) Battery, B-69440 TCT Blade 150x33T, EFFICUT METAL, 1 Hex Wrench, 1 Safety Goggles, 1 Guide Rule.

DCS553RTJ

LXT 18V
CORDLESS RECIPRO SAW

P.28
1 DC18RC Fast Charger, 1 BL1830 (3.0Ah) Battery, Recipro Saw Blade set.

DJR187RF

LXT 18V
CORDLESS STEEL ROD CUTTER

P.27
1 DC18RC Fast Charger, 1 BL1850 (5.0Ah) Battery.

DSC250RT

LXT 18V
CORDLESS ANGLE GRINDER

P.31
1 DC18RC Fast Charger, 1 BL1830B (3.0Ah) Battery, 1 Depressed center wheel & Carrying case.

DGA402RF

LXT 18V
CORDLESS RANDOM ORBIT SANDER

P.33
1 DC18RC Fast Charger, 2 BL1850B (5.0Ah) Battery, 1 Pad, 1 Hex Wrench, 1 Heavy Duty Tool Bag.

DPO600RTE

LXT 18V
CORDLESS DRYWALL SANDER

P.34
1 DC18RC Fast Charger, 2 BL1850B (5.0Ah) Battery, 1 Abrasive Disc, 1 Hex Wrench, 1 Tool Bag.

DSL800RTE

LXT 18V
CORDLESS PLANER

P.35
1 DC18RC Fast Charger, 1 BL1830 (3.0Ah) Battery, 1 Planer Blade, 1 Blade Gauge, 1 Guide Rule, 1 Pocket Wrench & Carrying case.

DKP180RF

LXT 18V
CORDLESS TRIMMER

P.36
1 DC18RC Fast Charger, 1 BL1830B (3.0Ah) Battery, 1 Trimmer Base Assembly, 1 Dust Nozzle, 1 Straight Guide

DRT50SFX8

LXT 18V
CORDLESS TRIMMER

P.36
1 Makita Connector Case Type 4, 2 Dust Nozzle, 1 Guide Rule Adapter, 1 Trimmer Guide Assy, 1 Guide Holder Set, 1 Grip 36, 1 Straight Guide, 1 Template Guide, 1 Tilt Base Assy, 1 Plunge Base Assy, 1 Trimmer Base Assy & HD Black Nylon Tool Bag.

DRT50ZJX9

LXT 18V
CORDLESS BLOWER

P.13
1 DC18RD 4 port Fast Charger, 4 BL1850B (5.0Ah) Battery, 1 Shoulder Belt, 1 Nozzle & Heavy Duty Tool Bag

DUB362PT4X

LXT 18V
CORDLESS LAWN MOWER

P.12
1 DC18RD 4 port Fast Charger, 2 BL1840B (4.0Ah) Battery

DLM380PM2



LXT 18V
CORDLESS LAWN MOWER

P.12
1 DC18RD 4 port Fast Charger, 2 BL1840B (4.0Ah) Battery

DLM380PM2

LXT 18V
CORDLESS CHAINSAW

P.12
1 DC18RC Fast Charger, 1 BL1850 (5.0Ah) Battery, 1 Saw Chain, 1 Guide Bar, 1 Guide Bar Cover, 1 Oil supply, 1 File & Carrying Case.

DUC122RF

LXT 18V
CORDLESS GRASS TRIMMER

P.11
1 BL1850B (5.0Ah) Battery, 1 DC181RC Fast Charger, 1 Safety Goggles, 1 Band Assembly, 1 Nylon Cutting Head, 1 Accessory Bag, 1 Hex Wrench,

DUR191URT3

LXT 18V
CORDLESS GRASS TRIMMER

P.11
1 BL1830B (3.0Ah) Battery, 1 DC181RC Fast Charger, 1 Safety Goggles, 1 Nylon Cutting Head, 1 Blade Cover, Shoulder Strap, 1 Accessory Bag, 1 Hex Wrench, 1 Box Driver.

DUR361URF2



LXT 18V
CORDLESS HEDGE TRIMMER

P.12
2 BL1830B (3.0Ah) Battery, 1 DC181RC Fast Charger, 1 Blade Cover.

DUH651RF2

LXT 18V
CORDLESS POWER CUTTER

P.14
1 DC18RD 4 Port Fast Charger, 2 Battery.

DCE090PT2

LXT 18V
CORDLESS STAPLER

P.39
1 DC18RC Fast Charger, 2 BL1830B (3.0Ah) Battery.

DST421RFE

LXT 18V
CORDLESS STAPLER

P.39
1 DC18RC Fast Charger, 2 BL1830B (3.0Ah) Battery.

DST121RFE



CXT 12V MAX
CORDLESS RATCHET WRENCH

P.21
1 DC10WD Fast Charger, 2 BL1020B (2.0Ah) Battery, Tool Bag

WR100DWYE

CXT 12V MAX
CORDLESS DRIVER DRILL

P.19
1 DC10WD Fast Charger, 2 BL1016 (1.5Ah) Battery, Carrying Case.

DF331DWYE

CXT 12V MAX
CORDLESS DRIVER DRILL

P.19
1 DC10WD Fast Charger, 2 BL1016 (1.5Ah) Battery, Carrying Case.

DF332DWYE

CXT 12V MAX
CORDLESS DRIVER DRILL

P.19
1 DC10WD Fast Charger, 2 BL1016 (1.5Ah) Battery, Carrying Case.

DF333DWYE



CXT 12V MAX
CORDLESS IMPACT DRIVER

P.20
1 DC10WD Fast Charger, 2 BL1016 (1.5Ah) Battery, Phillips Bit, Belt Clip, Carrying Case.

TD110DWYE

CXT 12V MAX
CORDLESS IMPACT DRIVER

P.20
1 DC10WD Fast Charger, 2 BL1016 (1.5Ah) Battery, Phillips Bit, Belt Clip, Carrying Case.

TD111DWYE

CXT 12V MAX
CORDLESS IMPACT DRIVER

P.20
1 DC10WD Fast Charger, 2 BL1020B (2.0Ah) Battery, 6 pcs Socket Bit Set (8, 10, 12, 13, 14, 16), Belt Clip, Carrying Case.

TW140DWYEX

CXT 12V MAX
CORDLESS HAMMER DRIVER DRILL

P.22
1 DC10WD Fast Charger, 2 BL1016 (1.5Ah) Battery, Phillips Bit, Belt Clip, Carrying Case.

HP331DDWYE



CXT 12V MAX
CORDLESS HAMMER DRIVER DRILL

P.22
1 DC10WD Fast Charger, 2 BL1021B (2.0Ah) Battery, 1 Tool Bag, 1 ADP08 Adapter, 1 D-53693 Drill bit set, 1 Cool Box Type 3 (11Liters)

HP331DWAX8

CXT 12V MAX
CORDLESS HAMMER DRIVER DRILL

P.22
1 DC10WD Fast Charger, 2 BL1016 (1.5Ah) Battery, Phillips Bit, Belt Clip, Carrying Case.

HP332DWYE

CXT 12V MAX
CORDLESS HAMMER DRIVER DRILL

P.22
1 DC10WD Fast Charger, 2 BL1016 (1.5Ah) Battery, Phillips Bit, Belt Clip, Carrying Case.

HP333DWYE

CXT 12V MAX
CORDLESS ROTARY HAMMER

P.24
1 DC10WD Fast Charger, 2 BL1016 (1.5Ah) Battery, Side Grip, Carrying Case with Assorted Bits.

HR140DWYE1



CXT 12V MAX
CORDLESS ROTARY HAMMER

P.24
1 DC10WD Fast Charger, 2 BL1016 (1.5Ah) Battery, Side Grip, Carrying Case with Assorted Bits.

HR140DWYE1

CXT 12V MAX
CORDLESS ROTARY HAMMER

P.24
1 DC10WD Fast Charger, 2 BL1016 (1.5Ah) Battery, Side Grip, Carrying Case with Assorted Bits.

HR166DWYE1

CXT 12V MAX
CORDLESS JIG SAW

P.29
1 DC10WD Fast Charger, 2 BL1016 (1.5Ah) Battery, Hex Wrench, Guide rule, Carrying Case

JV101DWYE

CXT 12V MAX
CORDLESS CLEANER

P.15
1 BL1016 (1.5Ah) Battery & 1 DC10SB Standard Charger.

CL106FDWYW



CXT 12V MAX
CORDLESS BUILT-IN CLEANER

P.15
Built In Battery, 1 Charger.

CL114FDWI

CXT 12V MAX
CORDLESS GRASS SHEAR

P.11
1 DC10WD Fast Charger, 2 BL1016 (1.5Ah) Battery, Grass Receiver, Blade Cover.

UM600DWYE

CXT 12V MAX
CORDLESS MULTI TOOL

P.38
1 DC10WD Fast Charger, 2 BL1016 (1.5Ah) Battery, Carrying Case.

TM30DWYE



LITHIUM-ION 4.8V
CORDLESS IN-LINE SCREWDRIVER

P.19
Built In Battery, 1 Charger, Carrying Case with Assorted Bits.

DF001DW

LITHIUM-ION 7.2V
CORDLESS IMPACT DRIVER

P.20
1 Charger, 1 Battery Cartridge, 1 Bit Set, 1 Holster, Tool Bag.

TD020DSW

LITHIUM-ION 10.8V
CORDLESS IMPACT DRIVER

P.20
1 Charger, 2 Battery, 1 Holster, Carrying case.

TD090DWE

LITHIUM-ION 10.8V
CORDLESS CUTTER

P.26
2 Battery, 1 Charger, Diamond Wheel, Water Supply Tank Assembly, Hex Wrench.

CC300DWE



LITHIUM-ION 10.8V
CORDLESS CLEANER

P.15
Built In Battery, 1 Charger.

CL111DWI

18V LITHIUM-ION
CORDLESS STRING TRIMMER

P.11
1 Charger, 1 Battery Cartridge, 1 Shoulder Belt, 1 Safety Goggles, 1 Nylon Cutting Head, 1 Nylon Cord.

UR180DW

LITHIUM-ION 36V
CORDLESS BRUSHCUTTER

P.10
1 Charger, 1 Battery, 1 Blade, Guard, 1 Shoulder harness with double shoulder strap, Wrenches.

BC231UDWB

LITHIUM-ION 36V
CORDLESS HEDGE TRIMMER

P.12
1 Charger, 1 Battery, Blade Cover.

UH650DWB



Rapid Optimum Charging System

It is necessary to cool down before start charging when the battery temperature is high.

Built-in fan circulates air through the battery before start charging and during the charging process to cool the battery for faster charge time.

The optimum charging system

Forced air cooling



Fast charging



General charging method

Natural heat dissipation



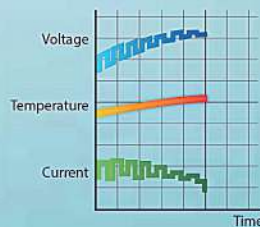
Waiting time for charging



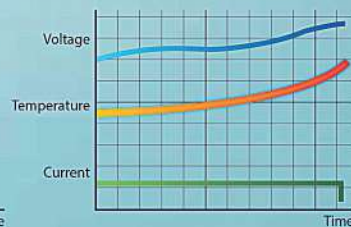
The Makita Rapid Optimum Charger communicates with the battery's built-in chip throughout the charging process to optimize battery life by actively controlling current, voltage and temperature.



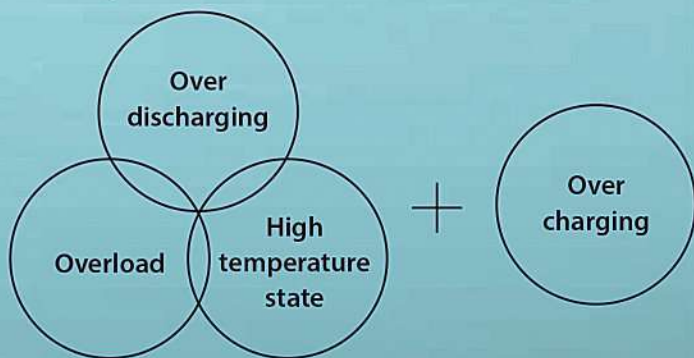
The optimum charging system



General charging method



Battery Protection Function



This function is communication technology that allows the tool and battery to monitor conditions and exchange data in real time to protect against Overload, Over-Discharge and Overheating.

Anytime Charge

No Memory Effect
No discharging required



Shock Absorbing

Heavy Duty Pack



Firm Holding

Multi-contact terminals reduce electrical resistance and increase connection stability withstanding against vibration, and ultimately ensures Stable current supply to the tool.



BL0710 1.0Ah 7.2V

PN: 194355-4
LITHIUM-ION



CHARGER DC10WA	CHARGING TIME 30 Mins
--------------------------	---------------------------------

IMAGES SHOWN ARE FOR GRAPHIC PURPOSES ONLY.

BL1013 1.3Ah 10.8V

PN: 638593-3
LITHIUM-ION



CHARGER DC10WA	CHARGING TIME 50 Mins
--------------------------	---------------------------------

IMAGES SHOWN ARE FOR GRAPHIC PURPOSES ONLY.

BL1815G 1.5Ah 18V

PN: 198186-3
LITHIUM-ION



CHARGER DC18WA	CHARGING TIME 60 Mins
--------------------------	---------------------------------

IMAGES SHOWN ARE FOR GRAPHIC PURPOSES ONLY.

BL1016 1.5Ah 12V MAX

PN: 632F55-9
CXT



CHARGER DC10SB DC10WD	CHARGING TIME 22 Mins 50 Mins
------------------------------------	--

IMAGES SHOWN ARE FOR GRAPHIC PURPOSES ONLY.

BL1021B 2.0Ah 12V MAX

PN: 197398-9
CXT



CHARGER DC10SB DC10WD	CHARGING TIME 30 Mins 70 Mins
------------------------------------	--

IMAGES SHOWN ARE FOR GRAPHIC PURPOSES ONLY.

BL1041B 4.0Ah 12V MAX

PN: 632F63-0
CXT



CHARGER DC10SB DC10WD	CHARGING TIME 60 Mins 130 Mins
------------------------------------	---

IMAGES SHOWN ARE FOR GRAPHIC PURPOSES ONLY.

BL1830B 3.0Ah 18V

PN: 197599-5
LXT



CHARGER DC18RC (Single Port) DC18RD (Double Port) DC18SD DC18SE (Automotive)	CHARGING TIME 22 Mins 22 Mins 60 Mins 60 Mins
---	--

IMAGES SHOWN ARE FOR GRAPHIC PURPOSES ONLY.

BL1850B 5.0Ah 18V

PN: 197282-4
LXT



CHARGER DC18RC (Single Port) DC18RD (Double Port) DC18SD DC18SE (Automotive)	CHARGING TIME 45 Mins 45 Mins 110 Mins 110 Mins
---	--

IMAGES SHOWN ARE FOR GRAPHIC PURPOSES ONLY.

BL1860B 6.0Ah 18V

PN: 197422-4
LXT



CHARGER DC18RC (Single Port) DC18RD (Double Port) DC18SD DC18SE (Automotive)	CHARGING TIME 55 Mins 55 Mins 130 Mins 130 Mins
---	--

IMAGES SHOWN ARE FOR GRAPHIC PURPOSES ONLY.

BL3622A 2.2Ah 36V

PN: 195410-5
LITHIUM-ION



CHARGER DC36WA	CHARGING TIME TBA
--------------------------	-----------------------------

IMAGES SHOWN ARE FOR GRAPHIC PURPOSES ONLY.

BL4025 2.5Ah 40V MAX

PN: 00000-0
XGT



CHARGER BL4025	CHARGING TIME TBA
--------------------------	-----------------------------

IMAGES SHOWN ARE FOR GRAPHIC PURPOSES ONLY.

BL4040 4.0Ah 40V MAX

PN: 00000-0
XGT



CHARGER BL4040	CHARGING TIME TBA
--------------------------	-----------------------------

IMAGES SHOWN ARE FOR GRAPHIC PURPOSES ONLY.

DC10WA 7.2V 10.8V

PN: 194588-1
LITHIUM-ION



APPLICABLE BATTERY BL0710 (1.0Ah) BL1013 (1.3Ah)	CHARGING TIME 30 Mins 50 Mins	VOLTAGE 7.2V 10.8V
---	--	---------------------------------

IMAGES SHOWN ARE FOR GRAPHIC PURPOSES ONLY.

DC18WA 18V

PN: 195423-6
LITHIUM-ION



APPLICABLE BATTERY BL1815G (1.5Ah)	CHARGING TIME 60 Mins
--	---------------------------------

IMAGES SHOWN ARE FOR GRAPHIC PURPOSES ONLY.

DC10SB 12V MAX

PN: 630996-7
CXT



APPLICABLE BATTERY BL1016B BL1021B BL1041B	CHARGING TIME 22 Mins 30 Mins 60 Mins
--	---

IMAGES SHOWN ARE FOR GRAPHIC PURPOSES ONLY.

DC10WD 12V MAX

PN: 197343-0
CXT



APPLICABLE BATTERY BL1016B BL1021B BL1041B	CHARGING TIME 50 Mins 70 Mins 130 Mins
--	--

IMAGES SHOWN ARE FOR GRAPHIC PURPOSES ONLY.

DC18RC 18V
 PN: 194337-6
LXT



APPLICABLE BATTERY CHARGING TIME
 BL1830B (3.0Ah) 22 Mins
 BL1850B (5.0Ah) 45 Mins
 BL1860B (6.0Ah) 55 Mins

IMAGES SHOWN ARE FOR GRAPHIC PURPOSES ONLY.

DC18RD 18V
 PN: 196933-6
LXT



APPLICABLE BATTERY CHARGING TIME
 BL1830B (3.0Ah) 22 Mins
 BL1850B (5.0Ah) 45 Mins
 BL1860B (6.0Ah) 55 Mins

IMAGES SHOWN ARE FOR GRAPHIC PURPOSES ONLY.


DC18SE 18V AUTOMOTIVE CHARGER
 PN: 194621-9
LXT



APPLICABLE BATTERY CHARGING TIME
 BL1830B (3.0Ah) 60 Mins
 BL1850B (5.0Ah) 110 Mins
 BL1860B (6.0Ah) 130 Mins

IMAGES SHOWN ARE FOR GRAPHIC PURPOSES ONLY.

DC40RA 40V MAX
 PN: 191E07-8
XGT



APPLICABLE BATTERY CHARGING TIME
 BL4025 (2.5Ah) 28 Mins
 BL4040 (4.0Ah) 45 Mins

IMAGES SHOWN ARE FOR GRAPHIC PURPOSES ONLY.

BCV02 18V BATTERY CONVERTER
 PN: 195849-2
LXT



APPLICABLE BATTERY
 BL1830B (3.0Ah)
 BL1850B (5.0Ah)
 BL1860B (6.0Ah)

IMAGES SHOWN ARE FOR GRAPHIC PURPOSES ONLY.

MKP1SA122 12V MAX
 PN: 197658-5
CXT



INCLUSION

MAKPAC	QTY	BATTERY	AH	CHARGER
TYPE 1	2	BL1021B	2.0AH	DC10SB

 CHARGING TIME: 30 MINUTES

IMAGES SHOWN ARE FOR GRAPHIC PURPOSES ONLY.

MKP1WY122 12V MAX
 PN: 197644-6
CXT



INCLUSION

MAKPAC	QTY	BATTERY	AH	CHARGER
TYPE 1	2	BL1016	1.5AH	DC10WD

 CHARGING TIME: 50 MINUTES

IMAGES SHOWN ARE FOR GRAPHIC PURPOSES ONLY.

MKP1WM122 12V MAX
 PN: 197648-8
CXT



INCLUSION

MAKPAC	QTY	BATTERY	AH	CHARGER
TYPE 1	2	BL1041B	4.0AH	DC10WD

 CHARGING TIME: 130 MINUTES

IMAGES SHOWN ARE FOR GRAPHIC PURPOSES ONLY.

19999-4 18V
LXT



INCLUSION

MAKPAC	QTY	BATTERY	AH	CHARGER
N/A	1	BL1830B	3.0AH	DC18SD

 CHARGING TIME: 60 MINUTES

IMAGES SHOWN ARE FOR GRAPHIC PURPOSES ONLY.

MKP1RF181 18V
 PN: 198625-3
LXT



INCLUSION

MAKPAC	QTY	BATTERY	AH	CHARGER
TYPE 1	1	BL1830B	3.0AH	DC18RC

 CHARGING TIME: 22 MINUTES

IMAGES SHOWN ARE FOR GRAPHIC PURPOSES ONLY.

MODEL NAME 18V
 PN: PART NUMBER
LXT



INCLUSION

MAKPAC	QTY	BATTERY	AH	CHARGER
TYPE 1	2	BL1830B	3.0AH	DC18RC

 CHARGING TIME: 22 MINUTES

IMAGES SHOWN ARE FOR GRAPHIC PURPOSES ONLY.

MKP1RT181 18V
 PN: 198624-5
LXT



INCLUSION

MAKPAC	QTY	BATTERY	AH	CHARGER
TYPE 1	1	BL1850B	5.0AH	DC18RC

 CHARGING TIME: 45 MINUTES

IMAGES SHOWN ARE FOR GRAPHIC PURPOSES ONLY.

MKPRT182 18V
 PN: 197624-2
LXT



INCLUSION

MAKPAC	QTY	BATTERY	AH	CHARGER
TYPE 1	2	BL1850B	5.0AH	DC18RC

 CHARGING TIME: 45 MINUTES

IMAGES SHOWN ARE FOR GRAPHIC PURPOSES ONLY.

MKP3PT182 18V
 PN: 197629-2
LXT



INCLUSION

MAKPAC	QTY	BATTERY	AH	CHARGER
TYPE 3	1	BL1850B	5.0AH	DC18RD

 CHARGING TIME: 45 MINUTES

IMAGES SHOWN ARE FOR GRAPHIC PURPOSES ONLY.

MKP1RG184 18V
 PN: 198140-7
LXT



INCLUSION

MAKPAC	QTY	BATTERY	AH	CHARGER
TYPE 1	4	BL1860B	6.0AH	DC18RC

 CHARGING TIME: 55 MINUTES

IMAGES SHOWN ARE FOR GRAPHIC PURPOSES ONLY.

MKP3PG184 18V
 PN: 198091-4
LXT



INCLUSION

MAKPAC	QTY	BATTERY	AH	CHARGER
TYPE 3	4	BL1860B	6.0AH	DC18RD

 CHARGING TIME: 55 MINUTES

IMAGES SHOWN ARE FOR GRAPHIC PURPOSES ONLY.

IT'S ALL THE POWER YOU NEED!

Makita[®]

mt



maktec[®]
by Makita

M0600M 64

DRILL



Continuous rating input 350W
Capacity
Steel: 10 mm (3/8")
Wood: 20 mm (13/16")
No Load Speed (RPM) 0 - 3,000
Vibration Level Drilling into Metal: 3 m/s²
Vibration K Factor Drilling into Metal: 1.5 m/s²
Sound Pressure Level 77 dB(A)
Noise K Factor 3 dB(A)
Dimensions 230 x 66 x 176 mm (9 x 2-5/8 x 6-15/16")
Net weight 1.2 kg (2.6 lbs.)
Power supply cord 2.0 m (6.6 ft)

IMAGES SHOWN ARE FOR GRAPHIC PURPOSES ONLY.

M0800M 85

HAMMER DRILL



Continuous rating input 500W
Capacity
Concrete: 10 mm (3/8")
Steel: 10 mm (3/8")
Wood: 20 mm (13/16")
Chuck Capacity 1.5 - 10 mm (1/16 - 3/8")
Blows Per Minute (BPM) 0 - 48,000
No Load Speed (RPM) 0 - 3,200
Dimensions 254 x 69 x 195 mm (10 x 2-3/4 x 7-5/8")
Net weight 1.6 kg (3.4 lbs.)
Power supply cord 2.0 m (6.6 ft)

IMAGES SHOWN ARE FOR GRAPHIC PURPOSES ONLY.

M0801M 85

HAMMER DRILL




Continuous rating input 500W
Capacity
Concrete: 16 mm (5/8")
Steel: 13 mm (1/2")
Wood: 20 mm (13/16")
Chuck Capacity 1.5 - 13 mm (1/16 - 1/2")
Blows Per Minute (BPM) 0 - 48,000
No Load Speed (RPM) 0 - 3,200
Dimensions 261 x 69 x 195 mm (10-1/4 x 2-3/4 x 7-5/8")
Net weight 1.7 kg (3.7 lbs.)
Power supply cord 2.0 m (6.6 ft)

IMAGES SHOWN ARE FOR GRAPHIC PURPOSES ONLY.

M6200M 303

DRILL



Continuous rating input 800W
Capacity
Steel: 13 mm (1/2")
Wood: 36 mm (1-7/16")
No Load Speed (RPM) 0 - 700
Vibration Level Drilling into Metal: 2.5 m/s² or less
Vibration K Factor Drilling into Metal: 1.5 m/s²
Sound Pressure Level 84 dB(A)
Sound Power Level 95 dB(A)
Noise K Factor 3 dB(A)
Dimensions 267 x 86 x 388 mm (10-1/2 x 3-3/8 x 15-1/4")
Net weight 2.7 kg (6.0 lbs.)
Power supply cord 2.0 m (6.6 ft)

IMAGES SHOWN ARE FOR GRAPHIC PURPOSES ONLY.

M6500M 64

HIGH SPEED DRILL



Continuous rating input 230W
Capacity
Steel: 6.5 mm (1/4")
Wood: 9 mm (11/32")
No Load Speed (RPM) 4,500
Vibration Level Drilling into Metal: 2.5 m/s²
Vibration K Factor Drilling into Metal: 1.5 m/s²
Sound Pressure Level 72 dB(A)
Noise K Factor 3 dB(A)
Dimensions 200 x 63 x 164 mm (7-7/8 x 2-1/2 x 6-1/2")
Net weight 0.92 kg (2.0 lbs.)
Power supply cord 2.0 m (6.6 ft)

IMAGES SHOWN ARE FOR GRAPHIC PURPOSES ONLY.

M8103M 85

HAMMER DRILL

TOOL MODEL AVAILABLE IN:
• M8103KX2M



Continuous rating input 430W
Capacity
Concrete: 13 mm (1/2")
Steel: 13 mm (1/2")
Wood: 18 mm (11/16")
Chuck Capacity 1.5 - 13 mm (1/16 - 1/2")
Blows Per Minute (BPM) 0 - 33,000
No Load Speed (RPM) 0 - 3,000
Sound Pressure Level 90 dB(A)
Sound Power Level 101 dB(A)
Noise K Factor 3 dB(A)
Dimensions 255 x 72 x 193 mm (10 x 2-13/16 x 7-5/8")
Net weight 1.8 kg (3.9 lbs.)
Power supply cord 2.0 m (6.6 ft)

IMAGES SHOWN ARE FOR GRAPHIC PURPOSES ONLY.

M8700M 459

ROTARY HAMMER



Continuous rating input EPTA-Procedure 05/2009: 1.9 J
Capacity
Concrete: 22 mm (7/8")
Wood: 54 mm (2-1/8")
Diamond Core Bit (Dry Type): 65 mm (2-9/16")
Steel: 13 mm (1/2")
Wood: 32 mm (1-1/4")
Blows Per Minute (BPM) 0 - 4,350
No Load Speed (RPM) 0 - 1,100
Dimensions 362 x 71 x 194 mm (14-1/4 x 2-13/16 x 7-5/8")
Net weight 2.5 - 2.9 kg (5.6 - 6.4 lbs.)
Power supply cord 4.0 m (13.1 ft.)

IMAGES SHOWN ARE FOR GRAPHIC PURPOSES ONLY.

M8600M 105

DEMOLITION HAMMER



Continuous rating input 900W
Impact Energy 7.2 J
Blows Per Minute (BPM) 2,900
Vibration Level Chiselling Function w/ Side Grip: 16.5 m/s²
Vibration K Factor Chiselling Function w/ Side Grip: 1.5 m/s²
Sound Pressure Level 95 dB(A)
Sound Power Level 106 dB(A)
Noise K Factor 3 dB(A)
Dimensions 406 x 99 x 232 mm (16 x 3-7/8 x 9-1/8")
Net weight 5.4 kg (12 lbs.)
Power supply cord 2.5 m (8.2 ft)

IMAGES SHOWN ARE FOR GRAPHIC PURPOSES ONLY.

M5801M 303

CIRCULAR SAW



Continuous rating input 1,050W
Blade Diameter 185 mm (7-1/4")
Max Cutting Capacity 66 mm (2-5/8")
90° degrees: 44 mm (1-3/4")
45° degrees: 4,900
No Load Speed (RPM) Cutting Wood: 2.5 m/s²
Vibration Level Cutting Wood: 1.5 m/s²
Vibration K Factor 284 x 231 x 243 mm
Dimensions (L x W x H) (11-1/8 x 9-1/8 x 9-9/16")
Net weight 3.5 kg (7.7 lbs.)
Power supply cord 2.0 m (6.6 ft)

IMAGES SHOWN ARE FOR GRAPHIC PURPOSES ONLY.

M4301M 64

JIGSAW



Continuous rating input 450W
Max Cutting Capacity at 90°
Wood: 65 mm (2-9/16")
Steel: 6 mm (1/4")
Length of Stroke 18 mm (11/16")
Strokes Per Minute (SPM) 0 - 3,100
Sound Pressure Level 82 dB(A)
Sound Power Level 93 dB(A)
Noise K Factor 3 dB(A)
Dimensions 214 x 75 x 202 mm (8-3/8 x 2-15/16 x 8")
Net weight 1.9 kg (4.1 lbs.)
Power supply cord 2.0 m (6.6 ft)

IMAGES SHOWN ARE FOR GRAPHIC PURPOSES ONLY.

M4302M 411

JIGSAW



Continuous rating input 450W
Max Cutting Capacity at 90°
Wood: 55 mm (2-3/16")
Steel: 6 mm (1/4")
Length of Stroke 26 mm (1")
Strokes Per Minute (SPM) 0 - 3,100
Sound Pressure Level 88 dB(A)
Sound Power Level 99 dB(A)
Noise K Factor 3 dB(A)
Dimensions 219 x 85 x 191 mm (8-5/8 x 3-3/8 x 7-1/2")
Net weight 2.5 kg (5.5 lbs.)
Power supply cord 2.0 m (6.6 ft)

IMAGES SHOWN ARE FOR GRAPHIC PURPOSES ONLY.

M4500M 303

RECIPRO SAW



Continuous rating input 1,010W
Length of Stroke 28 mm (1-1/8")
Strokes Per Minute (SPM) 0 - 2,800
Capacity
Pipe: 130 mm (5-1/8")
Wood: 255 mm (10")
Vibration Level Cutting Boards: 19.5 m/s²
Vibration K Factor Cutting Boards: 1.5 m/s²
Vibration Level Cutting Wooden Beams: 22 m/s²
Vibration K Factor Cutting Wooden Beams: 2 m/s²
Sound Pressure Level 88 dB(A)
Sound Power Level 99 dB(A)
Dimensions 457 x 98 x 174 mm (18 x 3-7/8 x 6-7/8")
Net weight 3.1 kg (6.9 lbs.)
Power supply cord 2.0 m (6.6 ft)

IMAGES SHOWN ARE FOR GRAPHIC PURPOSES ONLY.

M2401M 203

PORTABLE CUT-OFF



Continuous rating input 2,000W
Wheel Diameter 355 mm (14")
No Load Speed (RPM) 3,800
Capacity at 90° Round:
Rectangular: 102 x 194 mm (4 x 7-5/8")
Rectangular: 70 x 233 mm (2-3/4 x 9-1/8")
Square: 119 x 119 mm (4-11/16 x 4-11/16")
Triangular: 137 x 137 x 10 mm (5-3/8 x 5-3/8 x 3/8")
Capacity at 45° Round:
Rectangular: 115 x 103 mm (4-1/2 x 4-1/16")
Square: 106 x 106 mm (4-3/16 x 4-3/16")
Triangular: 100 x 100 x 10 mm (4 x 4 x 3/8")
Net weight 13.7 kg (30.2 lbs.)
Power supply cord 2.5 m (8.2 ft)

IMAGES SHOWN ARE FOR GRAPHIC PURPOSES ONLY.

M0900M 459

ANGLE GRINDER



Continuous rating input 540W
Wheel Diameter 100 mm (4")
No Load Speed (RPM) 12,000
Dimensions 251 x 118 x 97 mm (9-7/8 x 4-5/8 x 3-13/16")
(L x W x H)
Net weight 1.6 kg (3.5 lbs.)
Power supply cord 2.0 m (6.6 ft)

IMAGES SHOWN ARE FOR GRAPHIC PURPOSES ONLY.

M0910M MT series 459

ANGLE GRINDER



Continuous rating input 540W
Wheel Diameter 100 mm (4")
No Load Speed (RPM) 12,000
Dimensions 251x118x93 mm (9-7/8x4-5/8x3-5/8")
(L x W x H)
Net weight 1.6 kg (3.4 lbs.)
Power supply cord 2.0 m (6.6 ft)

IMAGES SHOWN ARE FOR GRAPHIC PURPOSES ONLY.

M0920M MT series 203

ANGLE GRINDER



Continuous rating input 2,200W
Wheel Diameter 180 mm (7")
No Load Speed (RPM) 8,500
Vibration Level Surface Grinding: 6.5 m/s²
Sound Pressure Level 91 dB(A)
Sound Power Level 102 dB(A)
Dimensions 439x200x141 mm (17-1/4"x7-7/8"x5-9/16")
(L x W x H)
Net weight 5 kg (11 lbs.)
Power supply cord 2.0 m (6.6 ft)

IMAGES SHOWN ARE FOR GRAPHIC PURPOSES ONLY.



M9000M MT series 203

ANGLE GRINDER



Continuous rating input 2,000W
 Wheel Diameter 180 mm (7")
 No Load Speed (RPM) 8,500
 Vibration Level Surface Grinding: 5.0 m/s²
 Vibration K Factor Surface Grinding: 1.5 m/s²
 Sound Pressure Level 90 dB(A)
 Sound Power Level 101 dB(A)
 Noise K Factor 3 dB(A)
 Dimensions 466x200x138 mm (L x W x H)
 Net weight 5.4 kg (12.0 lbs.)
 Power supply cord 2.0 m (6.6 ft.)

IMAGES SHOWN ARE FOR GRAPHIC PURPOSES ONLY.

M9002M MT series 303

ANGLE GRINDER



Continuous rating input 1,050W
 Wheel Diameter 125 mm (5")
 No Load Speed (RPM) 11,000
 Vibration Level Surface Grinding: 9.0 m/s²
 Vibration K Factor Surface Grinding: 1.5 m/s²
 Sound Pressure Level 91 dB(A)
 Sound Power Level 102 dB(A)
 Noise K Factor 3 dB(A)
 Dimensions 361x140x124 mm (L x W x H)
 Net weight 2.8 kg (6.1 lbs.)
 Power supply cord 2.0 m (6.6 ft.)

IMAGES SHOWN ARE FOR GRAPHIC PURPOSES ONLY.

M9504M MT series 411

ANGLE GRINDER



Continuous rating input 570W
 Wheel Diameter 100 mm (4")
 No Load Speed (RPM) 12,000
 Dimensions 256x118x92 mm (L x W x H)
 Net weight 1.8 kg (4.0 lbs.)
 Power supply cord 2.0 m (6.6 ft.)

IMAGES SHOWN ARE FOR GRAPHIC PURPOSES ONLY.

M9513M 325

ANGLE GRINDER



Continuous rating input 850W
 Wheel Diameter 100 mm (4")
 No Load Speed (RPM) 11,000
 Dimensions 273 x 118 x 101 mm (L x W x H)
 Net weight 1.8 kg (4.0 lbs.)
 Power supply cord 2.0 m (6.6 ft.)

IMAGES SHOWN ARE FOR GRAPHIC PURPOSES ONLY.

M9400M 153

BELT SANDER



Continuous rating input 940W
 Belt Size 100 x 610 mm (4" x 24")
 Belt Speed 380 m/min (1,250 ft/min)
 Vibration Level Sanding Metal Plate: 2.5 m/s² or less
 Vibration K Factor Sanding Metal Plate: 1.5 m/s²
 Sound Pressure Level 87 dB(A)
 Sound Power Level 98 dB(A)
 Noise K Factor 3 dB(A)
 Dimensions 354x175x169 mm (L x W x H)
 Net weight 6.2 kg (13.7 lbs.)
 Power supply cord 2.0 m (6.6 ft.)

IMAGES SHOWN ARE FOR GRAPHIC PURPOSES ONLY.

M9200M 419

FINISHING SANDER



Continuous rating input 180W
 Pad Size 112 x 102 mm (4-3/8" x 4")
 Abrasive Paper Size 114 x 140 mm (4-1/2" x 5-1/2")
 Orbits Per Minute (OPM) 14,000
 Vibration Level Sanding Metal Plate: 4.5 m/s²
 Vibration K Factor Sanding Metal Plate: 1.5 m/s²
 Sound Pressure Level 79 dB(A)
 Noise K Factor 3 dB(A)
 Dimensions 110x112x133 mm (L x W x H)
 Net weight 0.9 kg (2 lbs.)
 Power supply cord 2.0 m (6.6 ft.)

IMAGES SHOWN ARE FOR GRAPHIC PURPOSES ONLY.

M9201M 64

FINISHING SANDER



Continuous rating input 180W
 Pad Size 93 x 185 mm (3-5/8" x 7-1/4")
 Abrasive Paper Size 93 x 228 mm (3-5/8" x 9")
 Orbits Per Minute (OPM) 12,000
 Vibration Level Sanding Metal Plate: 6 m/s²
 Vibration K Factor Sanding Metal Plate: 1.5 m/s²
 Sound Pressure Level 74 dB(A)
 Noise K Factor 3 dB(A)
 Dimensions 214x92x147 mm (L x W x H)
 Net weight 1.4 kg (3.1 lbs.)
 Power supply cord 2.0 m (6.6 ft.)

IMAGES SHOWN ARE FOR GRAPHIC PURPOSES ONLY.

M9202M 419

RANDOM ORBIT SANDER



Continuous rating input 240W
 Pad Size 123 mm (4-7/8")
 Abrasive Disc Size 125 mm (5")
 Orbits Per Minute (OPM) 12,000
 Strokes Per Minute (SPM) 24,000
 Orbit Diameter 2.8 mm (1/8")
 Dimensions 127x123x142 mm (L x W x H)
 Net weight 1.1 kg (2.4 lbs.)
 Power supply cord 2.0 m (6.6 ft.)

IMAGES SHOWN ARE FOR GRAPHIC PURPOSES ONLY.

M1100KM 303

POWER PLANER



Continuous rating input 750W
 Planing Width 82 mm (3-1/4")
 Planing Depth 3 mm (1/8")
 Shiplapping 20 mm (3/4")
 No Load Speed (RPM) 18,000
 Vibration Level Planing Softwood: 2.5 m/s² or less
 Vibration K Factor Planing Softwood: 1.5 m/s²
 Sound Pressure Level 91 dB(A)
 Sound Power Level 102 dB(A)
 Noise K Factor 3 dB(A)
 Dimensions 390 x 175 x 140 mm (L x W x H)
 Net weight 4.6 kg (10.2 lbs.)
 Power supply cord 2.0 m (6.6 ft.)

IMAGES SHOWN ARE FOR GRAPHIC PURPOSES ONLY.

M1902M MT SERIES 411

POWER PLANER



Continuous rating input 500W
 Planing Width 82 mm (3-1/4")
 Planing Depth 1 mm (1/32")
 Shiplapping 9 mm (11/32")
 No Load Speed (RPM) 16,000
 Vibration Level Planing Softwood: 3 m/s²
 Vibration K Factor Planing Softwood: 1.5 m/s²
 Sound Pressure Level 84 dB(A)
 Sound Power Level 95 dB(A)
 Noise K Factor 3 dB(A)
 Dimensions 285 x 157 x 160 mm (L x W x H)
 Net weight 2.7 kg (5.8 lbs.)
 Power supply cord 2.0 m (6.6 ft.)

IMAGES SHOWN ARE FOR GRAPHIC PURPOSES ONLY.

M3600M 211

ROUTER




Continuous rating input 1,650W
 Collet Capacity 12 mm or 1/2"
 Plunge Capacity 0 - 60 mm (0 - 2-3/8")
 No Load Speed (RPM) 22,000
 Vibration Level Cutting Grooves in MDF: 2.5 m/s²
 Vibration K Factor Cutting Grooves in MDF: 1.5 m/s²
 Sound Pressure Level 86 dB(A)
 Sound Power Level 97 dB(A)
 Noise K Factor 3 dB(A)
 Dimensions 284 x 148 x 300 mm (L x W x H)
 Net weight 5.5 kg (12.2 lbs.)
 Power supply cord 2.0 m (6.6 ft.)

IMAGES SHOWN ARE FOR GRAPHIC PURPOSES ONLY.

M3700M 411

TRIMMER



Continuous rating input 530W
 Collet Capacity 6 mm or 1/4"
 No Load Speed (RPM) 35,000
 Plunge Capacity 0 - 42 mm (0 - 1-5/8")
 Vibration Level Rotation w/o Load: 2.5 m/s² or less
 Vibration K Factor Rotation w/o Load: 1.5 m/s²
 Sound Pressure Level 83 dB(A)
 Sound Power Level 94 dB(A)
 Noise K Factor 3 dB(A)
 Dimensions 82 x 90 x 199 mm (L x W x H)
 Net weight 1.4 kg (3.1 lbs.)
 Power supply cord 2.0 m (6.6 ft.)

IMAGES SHOWN ARE FOR GRAPHIC PURPOSES ONLY.

M4000M 85

BLOWER



Continuous rating input 530W
 Air Volume 1.2 - 2.9 m³/min
 No Load Speed (RPM) 8,500 - 16,000
 Vibration Level Operation w/o Load: 2.5 m/s² or less
 Vibration K Factor Operation w/o Load: 1.5 m/s²
 Sound Pressure Level 90 dB(A)
 Sound Power Level 101 dB(A)
 Noise K Factor 3 dB(A)
 Dimensions 427 x 161 x 212 mm (L x W x H)
 Net weight 1.5 kg (3.4 lbs.)
 Power supply cord 2.0 m (6.6 ft.)

IMAGES SHOWN ARE FOR GRAPHIC PURPOSES ONLY.

M9800M 459

MULTI TOOL
 TOOL MODEL AVAILABLE IN:
 * M9800MKX2
 * M9800M



Continuous rating input 200W
 Oscillations Per Minute (OPM) 15,000 - 22,000
 Oscillation Angle Left: 1.6°
 Right: 1.6°
 Total: 3.2°
 Circumference of Grip Portion 195 mm (7-5/8")
 Dimensions 283 x 68 x 98 mm (L x W x H)
 Net weight 1.2 - 1.3 kg (2.7 - 3.0 lbs.)
 Power supply cord 2.0 m (6.6 ft.)

IMAGES SHOWN ARE FOR GRAPHIC PURPOSES ONLY.

MT620 MAKTEC 64

DRILL



Continuous rating input 580W
 Capacity Steel: 13 mm (1/2")
 Wood: 25 mm (1")
 No Load Speed (RPM) 2,000
 Dimensions 283x69x178 mm (L x W x H)
 Net weight 2 kg (4.4 lbs.)
 Power supply cord 2.0 m (6.6 ft.)

IMAGES SHOWN ARE FOR GRAPHIC PURPOSES ONLY.

MT910 MAKTEC 411

DIE GRINDER



Continuous rating input 260W
 Capacity Collet: 6mm or 1/4"
 Wheel diameter 38mm (1-1/2")
 No load speed (RPM) 25,000rpm
 Dimensions 328 x 63 x 63mm (L x W x H)
 Net weight 1.1kg (2.4lbs)
 Power supply cord 2.0m (6.6ft.)

IMAGES SHOWN ARE FOR GRAPHIC PURPOSES ONLY.



Makita[®]

ACCESSORIES



HSS-R METAL DRILL BIT

SIZE: (mm)



Part Number	Bit Dia. (mm)	Overall Length (mm)	Working Length (mm)	Qty per Pkg
D-38283	1	34	12	2
D-38532	1	34	12	10
D-38299	1.5	40	18	2
D-38548	1.5	40	18	10
D-38308	2	49	24	2
D-38554	2	49	24	10
D-38314	2.5	57	30	2
D-38560	2.5	57	30	10
D-38320	2.6	57	30	2
D-46931	2.9	61	33	2
D-38336	3	61	33	2
D-38576	3	61	33	10
D-38342	3.2	65	36	2
D-38358	3.5	70	39	2
D-38598	3.5	70	39	10
D-38364	4	75	43	2
D-38607	4	75	43	10
D-38370	4.2	75	43	1
D-38386	4.5	80	47	1
D-38629	4.5	80	47	10
D-38392	4.8	86	52	1
D-38401	5	86	52	1
D-38641	5	86	52	10
D-46947	5.3	86	52	1
D-38417	5.5	93	57	1
D-38657	5.5	93	57	10
D-38423	6	93	57	1
D-38663	6	93	57	10
D-38439	6.5	101	63	1
D-38679	6.5	101	63	10
D-46953	6.8	109	69	1
D-38445	7	109	69	1
D-38685	7	109	69	10
D-38451	7.5	109	69	1
D-38691	7.5	109	69	10
D-38467	8	117	75	1
D-38700	8	117	75	10
D-38473	8.5	117	75	1
D-38716	8.5	117	75	10
D-46969	8.8	125	81	1
D-38489	9	125	81	1
D-38722	9	125	81	10
D-38495	10	133	87	1
D-38744	10	133	87	10
D-46975	10.3	133	87	1
D-46981	10.8	142	94	1
D-38504	11	142	94	1
D-38766	11	142	94	5
D-38510	12	151	101	1
D-38788	12	151	101	5
D-38526	13	151	101	1
D-38803	13	151	101	5

HSS-TIN METAL DRILL BIT ECONOMY

HALF GROUND DRILL BIT

SIZE: (inches)



Part Number	Bit Dia. (mm)	Overall Length (mm)	Working Length (mm)	Qty per Pkg
D-64509	1/16"	1-7/8"	7/8"	2
D-64799	1/16"	1-7/8"	7/8"	10
D-64515	5/64"	2"	1"	2
D-64808	5/64"	2"	1"	10
D-64521	3/32"	2-1/4"	1-1/4"	2
D-64814	3/32"	2-1/4"	1-1/4"	10
D-64537	7/64"	2-5/8"	1-1/2"	2
D-64537	7/64"	2-5/8"	1-1/2"	10
D-64543	1/8"	2-3/4"	1-5/8"	2
D-64836	1/8"	2-3/4"	1-5/8"	10
D-64559	9/64"	2-7/8"	1-3/4"	2
D-64842	9/64"	2-7/8"	1-3/4"	10
D-64565	5/32"	3-1/8"	2"	2
D-64858	5/32"	3-1/8"	2"	10
D-64571	11/64"	3-1/4"	2-1/8"	1
D-64864	11/64"	3-1/4"	2-1/8"	10
D-64587	3/16"	3-1/2"	2-5/16"	1
D-64870	3/16"	3-1/2"	2-5/16"	10
D-64593	13/64"	3-5/8"	2-7/16"	1
D-64886	13/64"	3-5/8"	2-7/16"	10
D-64602	7/32"	3-3/4"	2-1/2"	1
D-64892	7/32"	3-3/4"	2-1/2"	10
D-64618	15/64"	3-7/8"	2-5/8"	1
D-64624	1/4"	4"	2-3/4"	1
D-64901	1/4"	4"	2-3/4"	10
D-64630	17/64"	4-1/8"	2-7/8"	1
D-64646	9/32"	4-1/4"	2-15/16"	1
D-64652	19/64"	4-3/8"	3-1/16"	1
D-64668	5/16"		3-3/16"	1
D-64917	5/16"	4-1/2"	3-3/16"	10
D-64674	21/64"	4-5/8"	3-5/16"	1
D-64680	11/32"	4-3/4"	3-7/16"	1
D-64696	23/64"	4-7/8"	3-1/2"	1
D-64705	3/8"	5"	3-5/8"	1
D-64923	3/8"	5"	3-5/8"	5
D-64711	25/64"	5-1/8"	3-3/4"	1
D-64727	13/32"	5/1/4"	3-7/8"	1
D-64733	27/64"	5-3/8"	3-15/16"	1
D-64749	7/16"	5/1/22"	4/1-16"	7
D-64939	7/16"	5-1/2"	4-1/16"	5
D-64755	29/64"	5-5/8"	4-3/16"	1
D-64761	15/32"	5-3/4"	4-5/16"	1
D-64777	31/64"	5-7/8"	4-3/8"	1
D-64783	1/2"	6"	4-1/2"	1



HSS-G METAL DRILL BIT

SIZE: (inches)




Part Number	Bit Diameter	Overall Length	Working Length	Qty per Pkg
D-22230	1/16"	1-7/8"	7/8"	2
D-21945	1/16"	1-7/8"	7/8"	10
D-22246	5/64"	2"	1"	2
D-21951	5/64"	2"	1"	10
D-22252	3/32"	2-1/4"	1-1/4"	2
D-21967	3/32"	2-1/4"	1-1/4"	10
D-22268	7/64"	2-5/8"	1-1/2"	2
D-21973	7/64"	2-5/8"	1-1/2"	10
D-22012	11/64"	3-1/4"	2-1/8"	10
D-22327	13/64"	3-5/8"	2-7/16"	1
D-22333	7/32"	3-3/4"	2-1/2"	1
D-22040	7/32"	3-3/4"	2-1/2"	10
D-22349	15/64"	3-7/8"	2-5/8"	1
D-22056	15/64"	3-7/8"	2-5/8"	10
D-22355	1/4"	4"	2-3/4"	1
D-22062	1/4"	4"	2-3/4"	10
D-22361	17/64"	4-1/8"	2-7/8"	1
D-22078	17/64"	4-1/8"	2-7/8"	10
D-22377	9/32"	4-1/4"	2-15/16"	1
D-22084	9/32"	4-1/4"	2-15/16"	10
D-22096	19/64	4-3/8"	3-1/16"	10
D-22109	5/16"	4-1/2"	3-3/16"	10
D-22408	21/64"	4-5/8"	3-5/16"	1
D-22414	11/32"	4-3/4"	3-7/16"	1
D-22420	23/64	4-7/8"	3-1/2"	1
D-22436	3/8"	5"	3-5/8"	1
D-22442	25/64"	5-1/8"	3-3/4"	1
D-22458	13/32"	5-1/4"	3-7/8"	1
D-22115	21/64"	4-5/8"	3-5/16"	5
D-22121	11/32"	4-3/4"	3-7/16"	5
D-22137	23/64"	4-7/8"	3-1/2"	5
D-22143	3/8"	5"	3-5/8"	5
D-22159	25/64"	5-1/8"	3-3/4"	5
D-22165	13/32	5-1/4"	3-7/8"	5
D-22464	27/64"	5-3/8"	3-15/16"	1
D-22171	27/64	5-3/8"	3-15/16"	5
D-22470	7/16"	5-1/2"	4-1/16"	1
D-22187	7/16"	5-1/2"	4-1/16"	5
D-22486	29/64"	5-5/8"	4-3/16"	1
D-22193	29/64"	5-5/8"	4-3/16"	5
D-22492	15/32"	5-3/4"	4-5/16"	1
D-22202	15/32"	5-3/4"	4-5/16"	5
D-22501	31/64"	5-7/8"	4-3/8"	1
D-22218	31/64"	5-7/8"	4-3/8"	5
D-22224	1/2"	6"	4-1/2"	5

HSS-CO METAL DRILL BIT

COBALT 5%

SIZE: (inches & mm)






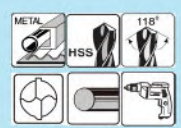

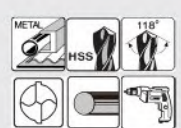


Part Number	Bit Diameter	Overall Length	Working Length	Qty per Pkg
D-22523	1/16"	1-7/8"	7/8"	2
D-22816	1/16"	1-7/8"	7/8"	5
D-22539	5/64"	2"	1"	2
D-22822	5/64"	2"	1"	5
D-22545	3/32"	2-1/4"	1-1/4"	2
D-22838	3/32"	2-1/4"	1-1/4"	5
D-22551	7/64"	2-5/8"	1-1/2"	2
D-22844	7/64"	2-5/8"	1-1/2"	5
D-22567	1/8"	2-3/4"	1-5/8"	2
D-22850	1/8"	2-3/4"	1-5/8"	5
D-22573	9/64"	2-7/8"	1-3/4"	2
D-22866	9/64"	2-7/8"	1-3/4"	5
D-22589	5/32"	3-1/8"	2"	1
D-22872	5/32"	3-1/8"	2"	5
D-22595	11/64"	3-1/4"	2-1/8"	1
D-22888	11/64"	3-1/4"	2-1/8"	5
D-22604	3/16"	3-1/2"	2-5/16"	1
D-22894	3/16"	3-1/2"	2-5/16"	5
D-22610	13/64"	3-5/8"	2-7/16"	1
D-22903	13/64"	3-5/8"	2-7/16"	5
D-22626	7/32"	3-3/4"	2-1/2"	1
D-22919	7/32"	3-3/4"	2-1/2"	5
D-22632	15/64"	3-7/8"	2-5/8"	1
D-22925	15/64"	3-7/8"	2-5/8"	5
D-22648	1/4"	4"	2-3/4"	1
D-22931	1/4"	4"	2-3/4"	5
D-22654	17/64"	4-1/8"	2-7/8"	1
D-22947	17/64"	4-1/8"	2-7/8"	5
D-22660	9/32"	4-1/4"	2-15/16"	1
D-22953	9/32"	4-1/4"	2-15/16"	5
D-22676	19/64"	4-3/8"	3-1/16"	1
D-22682	5/16"	4-1/2"	3-3/16"	1
D-22975	5/16"	4-1/2"	3-3/16"	5
D-22698	21/64"	4-5/8"	3-5/16"	1
D-22707	11/32"	4-3/4"	3-7/16"	1
D-22713	23/64"	4-7/8"	3-1/2"	1
D-22729	3/8"	5"	3-5/8"	1
D-22735	25/64"	5-1/8"	3-3/4"	1
D-22741	13/32"	5-1/4"	3-7/8"	1
D-22757	27/64"	5-3/8"	3-15/16"	1
D-22763	7/16"	5-1/2"	4-1/16"	1
D-23058	7/16"	5-1/2"	4-1/16"	5
D-22779	29/64"	5-5/8"	4-3/16"	1
D-22785	15/32"	5-3/4"	4-5/16"	1
D-22791	31/64"	5-7/8"	4-3/8"	1
D-22800	1/2"	6"	4-1/2"	1
D-23092	1/2"	6"	4-1/2"	5

mm size

D-17310	3	61	33	1
D-17348	4	75	43	1
D-17360	5	86	52	1
D-17382	6	93	57	1
D-17429	8	117	75	1
D-17463	10	133	87	1
D-17522	13	151	101	1



DRILL BIT SETS

Part Number	Packaging	Description	
 D-54075 ★		13 PCS DRILL BIT SET 1.5 mm - 6.5 mm	
 D-54081 ★		19 PCS DRILL BIT SET 1 mm - 10 mm	
 D-54097 ★		25 PCS 1 mm - 13 mm	
 D-70471 ★★		18 PCS HSS-TIN METAL DRILL BIT SET 1/16" - 1/2"	
 D-67527 ★★		19 PCS HSS - TIN METAL DRILL BIT SET 1.5 mm - 10 mm	
 D-72453 ★★		29 PCS HSS-TIN METAL DRILL BIT SET 1/16" - 1/2"	
D-53693 ★★★		17 PCS ASSORTED BIT SET	
D-46202 ★★★		18PCS 3 mm- 10 mm METAL,WOOD,CONCRETE	
B-49373		75 PCS ASSORTED BIT SET	

STEP DRILL BIT

SPIRAL FLUTE TITANIUM COATING

SIZE: (mm)



Part Number	Bit Diameter	Overall Length	Working Length	Shank Type	Qty Per Pkg
D-46470	4-12 mm	65	45	1/4"Hex (NZ)	1
D-46486	4-20 mm	75	53	1/4"Hex (NZ)	1
STRAIGHT SHANK (THREE FLAT)					
D-40191	4-32 mm	102	80	Straight 3 Flat	1

COUNTERSINK BIT

WITH FIVE 90° DEGREES CUTTING EDGES

SIZE: (mm)



Part Number	Bit Diameter	Overall Length	Working Length	Qty Per Pkg
D-37378	6	48	M3	1
D-37384	8	48	M4	1
D-37390	10	40	M5	1
D-37409	12	40	M6	1
D-37415	16	43	M8	1
D-37421	20	45	M10	1

FLAT BIT

SIZE: (inch)



Part Number	Bit Diameter	Overall Length	Qty per Pkg
D-24505	1/4"	6"	-
D-24511	5/16"	6"	-
D-24527	3/8"	6"	-
D-24533	7/16"	6"	-
D-26490	1/2"	6"	-
D-24549	9/16"	6"	-
D-24561	5/8"	6"	-
D-24577	11/16"	6"	-
D-24583	3/4"	6"	-
D-24599	7/8"	6"	-
D-24608	15/16"	6"	-
D-24614	1"	6"	-
D-24636	1-1/8"	6-1/2"	-
D-24658	1-1/4"	6-1/2"	-
D-24670	1-3/8"	6-1/2"	-
D-26509	1-1/2"	6-1/2"	-

SELF FEEDING BIT

WITH 7/16" HEX SHANK

SIZE: (inch / mm)



Part Number	Bit Diameter	Qty per Pkg
D-29935	1" (25mm)	-
D-29957	1-1/8" (28mm)	-
D-29963	1-1/4" (32mm)	-
D-29979	1-3/8" (35mm)	-
D-29985	1-1/2" (38mm)	-
D-29991	1-3/4" (45mm)	-
D-30003	2" (51mm)	-
D-30019	2-1/8" (54mm)	-
D-30025	2-1/4" (57mm)	-
D-30031	2-9/16" (65mm)	-
D-30047	3" (76mm)	-

STEP DRILL BIT

STRAIGHT FLUTE TITANIUM COATING

SIZE: (mm)



Part Number	Bit Diameter	Overall Length	Working Length	Shank Type	Qty Per Pkg
D-46436	4-12 mm	65	45	1/4"Hex (NZ)	1
D-46442	4-20 mm	75	53	1/4"Hex (NZ)	1
STRAIGHT SHANK (THREE FLAT)					
D-40135	4-32 mm	102	80	Straight 3 Flat	1

SINGLE SPUR AUGER BIT

WITH STRAIGHT SHANK

SIZE: (inch)



Part Number	Bit Diameter	Overall Length	Working Length	Qty per Pkg
D-23416	1/4"	10"	7"	-
D-23422	5/16"	10"	7"	-
D-23438	3/8"	10"	7"	-
D-23444	1/2"	10"	7"	-
D-23450	9/16"	10"	7"	-
D-23466	5/8"	10"	7"	-
D-23472	11/16"	10"	7"	-
D-23488	3/4"	10"	7"	-
D-23494	7/8"	10"	7"	-
D-23503	15/16"	10"	7"	-
D-23634	15/16"	18"	15"	-
D-23640	3/8"	18"	15"	-
D-23656	1/2"	18"	15"	-
D-23662	9/16"	18"	15"	-
D-23678	5/8"	18"	15"	-
D-23684	11/16"	18"	15"	-
D-23690	3/4"	18"	15"	-
D-23709	7/8"	18"	15"	-
D-23715	15/16"	18"	15"	-
D-23721	1"	18"	15"	-
D-23737	1-1/8"	18"	15"	-
D-23743	1-1/4"	18"	15"	-

GLASS BIT

WITH STRAIGHT SHANK

SIZE: (mm)



Part Number	Bit Diameter	Overall Length	Shank Type	Qty per Pkg
D-25111	3	65	Straight	1
D-25127	4	65	Straight	1
D-25133	5	65	Straight	1
D-25149	6	65	Straight	1
D-25155	8	70	Straight	1
D-25161	10	80	Straight	1
D-25177	12	80	Straight	1

FORSTNER BIT

SIZE: (mm)



Part Number	Bit Diameter	Qty per Pkg
D-41844	10	-
D-41925	15	-
D-42232	20	-
D-42248	25	-
D-42254	26	-
D-42260	30	-
D-42276	32	-
D-42282	35	-
D-42298	40	-
D-42307	50	-

BIM HOLE SAW

SIZE: (mm)



Part Number	Size	Working Length
D-35368	14	38
D-16994	16	38
D-35374	17	38
D-17005	19	38
D-17251	20	38
D-35380	21	38
D-17011	22	38
D-17027	24	38
D-17033	25	38
D-35396	27	38
D-17267	29	38
D-35405	30	38
D-17049	32	38
D-35411	33	38
D-17055	35	38
D-35427	37	38
D-17061	38	38
D-17273	40	38
D-35433	41	38
D-35449	43	38
D-17077	44	38
D-35455	46	38
D-35461	48	38
D-17083	51	38
D-35477	52	38
D-24876	54	38
D-35483	56	38

Part Number	Size	Working Length
D-35368	14	38
D-16994	16	38
D-35374	17	38
D-17005	19	38
D-17251	20	38
D-35380	21	38
D-17011	22	38
D-17027	24	38
D-17033	25	38
D-35396	27	38
D-17267	29	38
D-35405	30	38
D-17049	32	38
D-35411	33	38
D-17055	35	38
D-35427	37	38
D-17061	38	38
D-17273	40	38
D-35433	41	38
D-35449	43	38
D-17077	44	38
D-35455	46	38
D-35461	48	38
D-17083	51	38
D-35477	52	38
D-24876	54	38
D-35483	56	38

BIM HOLE SAW

FOR SHEET METAL

SIZE: (mm)



Part Number	Size	Working Length
B-29670	16	20
B-29686	17	20
B-29692	19	20
B-29701	20	20
B-29717	21	20
B-29723	22	20
B-29739	25	20
B-29745	27	20
B-29751	29	20
B-29767	30	20
B-29773	32	20
B-29789	33	20
B-29795	35	20
B-29804	38	20
B-29810	40	20
B-29826	41	20
B-29832	44	20
B-29848	48	20

Part Number	Size	Working Length
B-29854	51	20
B-29860	54	20
B-29876	57	20
B-29882	60	20
B-29898	64	20
B-35994	65	20
B-36005	67	20
B-36011	68	20
B-36027	70	20
B-36033	73	20
B-36049	76	20
B-36055	79	20
B-36061	83	20
B-36077	86	20
B-36083	89	20
B-36099	102	20
B-36108	127	20
B-36114	152	20

BIM HOLE SAW FOR SHEET METAL ACCESSORIES



ACCESSORIES FOR BIM HOLE SAW



Part Number	Application	Fits Hole Saws
ADAPTER WITH PILOT DRILL		
D-17170	for 10 mm Drill	14 - 29 mm
D-17186	for 13 mm Drill	32 - 152 mm
PILOT DRILL		
D-17192	Length 71 mm	ALL

Part Number	Application	Fits Hole Saws
ADAPTER WITH PILOT DRILL		
B-36120	for 10 mm Drill	16 - 35 mm
B-36136	for 13 mm Drill	38 - 152 mm
PILOT DRILL		
B-36142	Length 60 mm	ALL

BIM HOLE SAW ASSORTMENT



Part Number	Suitable For	Includes 1 each
D-47123	Electrician	16, 20, 25, 32, 40, 51 mm Adapter A & B Ejecting Spring
D-47117	Plumber	19, 22, 29, 38, 44, 57 mm Adapter A & B Ejecting Spring
D-47139	Electrician	20, 25, 32, 40, 51, 65 mm Adapter A & B Ejecting Spring

Part Number	Suitable For	Includes 1 each
D-63971	Plumber	19, 22, 25, 29, 35, 38, 44, 51, 57, 65, 75 mm Adapter A & B Ejecting Spring
D-63987	Electrician	19, 22, 29, 35, 38, 51, 54, 57, 68 mm Adapter A & B Ejecting Spring
D-63993	General Use	16, 19, 22, 25, 32, 35, 37, 44, 51, 57, 68 mm Adapter A & B Ejecting Spring

BIM HOLE SAW ASSORTMENT FOR SHEET METAL



Part Number	Suitable For	Includes 1 each
B-38663	Plumber	19, 22, 29, 38, 44, 57 mm hole saw 9.5 / 11 mm adapters with drill & pf pilot drill
B-38679	Electrician	20, 25, 32, 38, 51, 64mm hole saw 9.5 / 11 mm adapters with drill & pf pilot drill

TCT HOLE SAW

MULTI PURPOSE

SIZE: (mm)



Part Number	Size	Working Length
D-42678	19	50
D-42684	22	60
D-42690	25	60
D-42709	29	60
D-42715	30	60
D-42721	32	60
D-42737	35	60
D-42743	38	60
D-42759	40	60
D-42765	45	60
D-42771	48	60
D-42787	50	60
D-42793	51	60
D-42802	54	60
D-42818	55	60
D-42824	57	60

Part Number	Size	Working Length
D-42830	60	60
D-42846	64	60
D-42852	65	60
D-42868	67	60
D-42874	68	60
D-42880	70	60
D-45026	73	60
D-45032	76	60
D-45048	79	60
D-45331	80	60
D-45347	83	60
D-45353	85	60
D-45369	89	60
D-50304	95	60
D-50310	102	60
D-50326	105	60

TCT HOLE SAW & CENTER DRILL

SIZE: (mm)



Part Number	Size	Shank Diameter
B-00898	16	6
B-00907	18	6
B-00913	20	6
B-00929	21	6
B-00935	22	6
B-00941	25	10
B-00957	27	10
B-00963	28	10
B-00979	30	10
B-00985	32	10
B-00991	35	10
B-01002	38	10
B-01018	40	10
B-01024	45	10
B-01030	48	10

Part Number	Size	Shank Diameter
B-01046	50	10
B-01052	55	10
B-01068	60	13
B-01074	65	13
B-02652	68	13
B-01080	70	13
B-01096	75	13
B-01105	80	13
B-01111	85	13
B-01127	90	13
B-01133	95	13
B-01149	100	13
B-01155	110	13
B-01161	120	13

MULTI PURPOSE TCT HOLE SAW ACCESSORIES



Part Number	Application	Type of Pilot Drill	Fits Hole Saws
ADAPTER WITH PILOT DRILL			
D-50332	for 13 mm Drill	TCT	22 - 105 mm
D-50348	for SDS Plus Hammer	TCT	22 - 32 mm
D-50354	for 13 mm Drill	TCT	19 mm
D-50360	for SDS Plus Hammer	TCT	19 mm
D-50376	for 13 mm Drill	HSS	22 - 105 mm
D-50382	for SDS Plus Hammer	HSS	22 - 32 mm
D-50398	for 13 mm Drill	HSS	19 mm
D-50407	for SDS Plus Hammer	HSS	19 mm
PILOT DRILL			
D-50413	HSS Pilot Drill 8x100mm	HSS	22 - 105 mm
D-50429	TCT Pilot Drill 10x100mm	TCT	22 105 mm
D-50435	HSS Pilot Drill 6.35x90mm	HSS	19 mm
D-50441	TCT Pilot Drill 8x90mm	TCT	19 mm

TCT HOLE SAW ASSORTMENT



Part Number	Suitable For	Includes 1 each
D-51281	Electrician	22, 25, 29, 35, 38, 45, 51 mm Adapter 11 mm (7/16) Hex TCT Pilot Drill & HSS Pilot Drill
D-51297	Plumber	22, 35, 51, 57, 64, 76 mm Adapter 11 mm (7/16) Hex TCT Pilot Drill & HSS Pilot Drill

CENTER DRILL

Part Number	Application	Fit Hole Saw
B-01177	Steel ETC	16 - 55 mm
B-01183	Steel ETC	60 - 120 mm
B-01199	FRP, Resin ETC	16 - 55 mm
B-01208	FRP, Resin ETC	60 - 120 mm



TCT HOLE SAW ASSORTMENT

SIZE: (mm)



Part Number	Suitable For	Includes 1 each
D-70203	Soft Materials	32, 38, 48, 54, 64 mm Adapter with Pilot Drill (10 mm)

VACUUM BRAZED DIAMOND HOLE SAW

USE WITH SHANK WITH PILOT DRILL

SIZE: (mm)



Part Number	Size	Working Length
B-45995	16	40
B-46006	19	40
B-46012	25	40
B-46028	30	40
B-46034	32	40
B-46040	35	40

Part Number	Size	Working Length
B-46056	38	40
B-46062	45	40
B-46078	50	40
B-46084	53	40
B-46090	57	40
B-46109	64	40

VACUUM BRAZED DIAMOND HOLE SAW ACCESSORIES

SIZE: (mm)



Part Number	Application	Type of Pilot Drill	Fits Hole Saws
SHANK			
B-46137	for 13 mm Drill		ALL
PILOT DRILL			
B-46121	for 13 mm Drill	TCT	ALL

TCT DRILL BIT

WITH STRAIGHT SHANK

SIZE: (mm)



Part Number	Bit Diameter	Overall Length	Working Length
D-05228	3	60	30
D-05234	4	70	35
D-05240	5	85	45
D-05262	6	150	90
D-05309	8	150	90
D-05321	10	150	90
D-18960	10	400	315
D-05343	12	150	90
D-17697	12	400	315
D-05359	13	150	85
D-05365	14	150	90
D-05387	16	150	85
D-17706	16	400	315

TCT DRILL BIT

WITH STRAIGHT SHANK / OMNIBOHRER

SIZE: (mm)



Part Number	Bit Diameter	Overall Length	Working Length
D-30287	3	60	30
D-71875	3	60	30
D-30293	4	70	40
D-71881	4	70	40
D-30302	5	85	55
D-71897	5	85	55
D-30324	6	150	100
D-71912	6	150	100
D-30368	8	150	100
D-71934	8	150	100
D-30380	10	150	100
D-71940	10	150	100
D-30411	12	150	100
D-30449	13	150	100

TCT DRILL BIT

FOR SDS - PLUS HAMMERS / 4 CUTTER

SIZE: (mm)



Part Number	Bit Diameter	Overall Length	Working Length
B-68133	5	160	100
B-68149	5	210	150
B-68155	5	260	200
B-62505	6	160	100
B-62511	6	210	150
B-62614	8	160	100
B-62620	8	210	150
B-62636	8	260	200
B-62670	10	160	100
B-62686	10	210	150
B-62692	10	260	200
B-62701	10	310	250
B-62739	12	160	100
B-62745	12	210	150
B-62751	12	260	200
B-62860	16	210	150
B-62876	16	260	200
B-62882	16	310	250
B-68177	18	260	200
B-68183	20	260	200
B-68199	22	260	200

TCT DRILL BIT

FOR SDS - PLUS HAMMERS

SIZE: (mm)



Part Number	Bit Diameter	Overall Length	Working Length
D-00016	4	110	50
D-00038	5	160	100
D-16106	5.5	160	100
D-00066	6	160	100
D-00072	6	210	150
D-00094	6.5	160	100
D-00119	7	160	100
D-00131	8	160	100
D-00147	8	210	150
D-00153	8	260	200
D-08040	9	110	50
D-08056	9	160	100
D-00169	9	210	150
D-03274	9.5	210	150
D-00175	10	160	100
D-00181	10	210	150
D-00197	10	260	200
D-00206	10	310	250
D-00212	11	160	100
D-00228	12	160	100
D-00234	12	210	150
D-00240	12	260	200
D-16112	12	350	290
D-03280	12.7	160	100
D-03296	12.7	350	290
D-00256	13	160	100
D-00262	14	160	100
D-21331	14	210	150
D-00278	14	260	200
D-00284	15	160	100
D-03981	16	160	100
D-00290	16	210	150
D-16156	16	260	200
D-00309	16	310	250
D-16162	16	350	290
D-00315	17	210	150
D-16209	18	160	100
D-00321	18	210	150
D-00337	18	300	240
D-00343	19	210	150
D-16243	19	350	290
D-00359	20	210	150
D-16256	20	260	200
D-00365	20	310	250
D-00371	22	260	200
D-25644	24	269	200
D-00387	25	260	200
D-03311	25	350	290
D-00393	26	260	200
D-16318	28	460	400
D-20242	28	280	400
D-17572	30	460	400

TCT DRILL BIT

BY 5's SET WITH STRAIGHT SHANK

SIZE: (mm)

Part Number	Bit Diameter	Overall Length	Working Length
D-05175	4	70	35
	5	85	45
	6, 8, 10	100	60



SDS - PLUS BIT

BULL POINT
SIZE: (mm)



Part Number	Size
D-71249	230
D-08713	250
D-19015	400

COLD CHISEL
SIZE: (mm)



Part Number	Size (mm)
D-71261	20 x 230
D-08729	20 x 230

SCALING CHISEL
SIZE: (mm)



Part Number	Size
D-25616	50 x 215



SDS-PLUS

ASSORTMENT SET
SIZE: (mm)



Part Number	Size (mm)
D-61678	6x110, 6x160, 8x110, 8x160, 10x160



Part Number	Size (mm)
D-46361	5x160, 5.5x160, 6x160 6.5x160, 8x160, 10x160 12x160, 16x160, Cold Chisel 20x140 Bull Point 160



Part Number	Size (mm)
D-70904	5.5x160, 6x160 6.5x160, 8x160, 10x210 12x210, 16x210, Cold Chisel 20x250 Bull Point 250



Part Number	Size (mm)
194041-7	SDS - Plus Chuck Adaptor Set

TCT DRILL BIT

FOR SDS-MAX HAMMER
SIZE: (mm)



Part Number	Overall Length	Working Length	Type
A-17407	11 x 305		2 Cutter
D-33875	12 x 340	200	2 Cutter
E-11324	12 x 340		4 Cutter
D-33881	12 x 540	400	2 Cutter
E-11330	12x540		4 Cutter
A-17429	12.5 x 305		2 Cutter
A-17435	12.7 x 305		2 Cutter
A-17441	13.5 x 305		2 Cutter
D-33897	14 x 340	200	2 Cutter
E-11346	14 x 340		4 Cutter
D-33906	14 x 540	400	2 Cutter
E-11352	14 x 540		4 Cutter
A-17457	14.3 x 305		2 Cutter
A-17463	14.5 x 305		2 Cutter
D-33912	15 x 340	200	2 Cutter
D-33928	15 x 540	400	2 Cutter
D-33934	16 x 340	200	2 Cutter
E-11368	16 x 40		4 Cutter
D-33940	16 x 540	400	2 Cutter
A-19392	16 x 540		4 Cutter
E-11374	16 x 540		4 Cutter
A-17485	17 x 305		2 Cutter
A-17491	17.5 x 305		2 Cutter
D-33956	18 x 340	200	2 Cutter
E-11380	18 x 340		4 Cutter
D-33962	18 x 540	400	2 Cutter
E-11396	18 x 540		4 Cutter
A-17516	19 x 305		2 Cutter
D-33978	20 x 340	200	2 Cutter
E-11405	20 x 340		4 Cutter
D-33984	20 x 540	400	2 Cutter
E-11411	20 x 540		4 Cutter
A-17538	21.5 x 285		2 Cutter
D-33990	22 x 340	200	2 Cutter
E-11427	22 x 340		4 Cutter
P-17223	22 x 520		4 Cutter
D-34001	22 x 540	400	2 Cutter
E-11433	22 x 540		4 Cutter
D-34017	24 x 340	200	2 Cutter
E-11449	24 x 340		4 Cutter
D-34023	24 x 540	400	2 Cutter
P-17251	24 x 520		4 Cutter
E-11455	24 x 540		4 Cutter
A-19467	24 x 540		4 Cutter
D-34039	25 x 340	200	2 Cutter
D-34045	25 x 540	400	2 Cutter
A-17550	25 x 320		4 Cutter
A-19473	25 x 520		4 Cutter
D-34051	28 x 370	250	2 Cutter
E-11483	28 x 370		4 Cutter
D-34067	28 x 570	450	2 Cutter
A-17566	28 x 370		4 Cutter
A-19495	28 x 570		4 Cutter
E-11508	28 x 570		4 Cutter
D-34073	30 x 370	250	2 Cutter
D-34089	30 x 570	450	2 Cutter
D-34095	32 x 370	250	2 Cutter
D-34104	32 x 570	450	2 Cutter
A-17572	32 x 370		4 Cutter
B-14613	32 x 570		4 Cutter
B-15045	32 x 920		4 Cutter
D-34110	35 x 370	250	2 Cutter
D-34126	35 x 570	450	2 Cutter
D-34132	38 x 370	250	2 Cutter
A-17594	38 x 370		4 Cutter
A-19532	38 x 540		4 Cutter
D-34148	38 x 570	450	2 Cutter
D-34154	40 x 370	250	2 Cutter
D-34160	40 x 570	450	2 Cutter



* CHISEL TYPES



TCT DRILL BIT

FOR SDS-MAX HAMMER



CHISEL Size: (mm)

Part Number	Description	Size	Part Number	Description	Size
B-10621	Bull Point	400	A-17653	Clay Spade	105 x 400
D-34182	Bull Point	18 x 400	A-19881	Bushing Tool	67 x 67
D-34198	Bull Point	18 x 600	A-19897	SDS Max Shank Adapter for Rammer & Bushing Tools	
A-80802	Cold Chisel	25 x 280			
D-34213-10	Cold Chisel	25 x 400			
A-80830	Scaling Chisel	50 x 300	A-19364	Core Bit Adapter	25 x 4 x 200
A-80824	Scaling Chisel	50 x 400			
A-19875	Rammer	140			

TCT DRILL BIT

FOR 17mm SHANK HAMMER

Size: (mm)



Part Number	Overall Length	Working Length
D-20127	16 x 280	155
D-20133	16 x 505	365
D-20149	18 x 280	155
D-20155	18 x 505	365
D-20161	19 x 280	155
D-20177	19 x 505	365
D-20183	20 x 280	155
D-20199	20 x 505	365
D-20208	22 x 280	155
D-20214	22 x 505	365
D-20220	26 x 280	155
D-20236	26 x 505	365
791030-9	28 x 280	155
D-20258	28 x 505	365
791014-7	32 x 280	140
D-20264	32 x 280	140
D-20270	32 x 505	360
791031-7	35 x 280	140
D-20286	35 x 280	140
791033-3	35 x 505	360
A-21749	35 x 505	360
D-20292	35 x 505	360



TCT 30 mm HEX SHANK

FOR HM1306



CHISELS Size: (mm)

Part Number	Description	Size
D-15285	Bull Point	30 x 400
D-15300	Cold Chisel	30 x 400
D-15291	Cold Chisel	30 x 400
D-23868	Scaling Chisel	75 x 310
A-31485	Rammer Set	30-20
B-10300	Clay Spade	120-500




TCT 28.6 mm HEX SHANK

FOR HM1801



CHISELS Size: (mm)

Part Number	Description	Size
D-17631	Bull Point	29 x 410
D-21353-5	Bull Point	29 x 520
D-17647	Cold Chisel	28 x 410
D-17681	Cold Chisel	28 x 520
D-21369-5	Cold Chisel	28 x 520
D-20725	Scaling Chisel	75 x 520



TCT 21 mm HEX SHANK

FOR HM1201



CHISELS Size: (mm)


Part Number	Description	Size	Part Number	Description	Size
D-16499	Bull Point	21 x 320	D-20672	Scaling Chisel	70 x 320
D-23824	Bull Point	21 x 450	798274-2	Grooving Set Chisel	26 x 370
D-30994	Bull Point	21 x 600	798224-7	Rammer Set	140
D-17588	Cold Chisel	26 x 320	A-21434	Rammer Set	140
798012-2	Cold Chisel	26 x 450	A-47391	Clay Spade	130-460
A-80581	Cold Chisel	26 x 450	798222-1	Bushing Tool Set	60 x 60
798016-4	Scaling Chisel	70 x 320	A-21490	Bushing Tool Set	60 x 60

TCT 17 mm SHANK

CHISEL Size: (mm)



Part Number	Description	Size
D-08676	Bull Point	17 x 280
D-08682	Bull Point	17 x 280
D-16863	Bull Point	17 x 450
D-08707	Cold Chisel	19 x 280
D-16879	Cold Chisel	19 x 450
D-20694	Scaling Chisel	50 x 280
A-48561	Grooving Chisel	26 x 280
798390-0	Rammer Set	140
798225-5	Rammer Set	140
A-21428	Rammer Set	140
798032-6	Clay Spade	105 x 400
A-25214	Clay Spade	105 x 400
A-21484	Bushing Tool	60 x 60
798223-9	Bushing Tool	67 x 67



CIRCULAR SAW BLADE



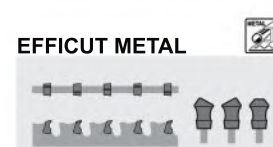
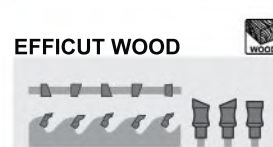
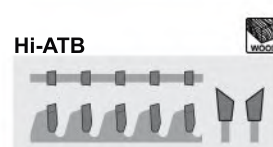



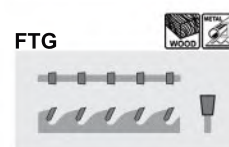

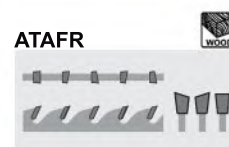


SIZE: (mm)



Part Number	Size	Application
B-14607	85 x 15 x 20T	
B-20644	100 x 20 x 6T	Wood
D-15578	110 x 20 x 24T	Wood
B-48860	118 x 20 x 6T 135	CA5000
B-48832	118 x 20 x 6T 90	CA5000
B-69434	136 x 45T	Efficut Metal
B-07319	136 x 20 x 30T	Metal
B-69440	150 x 33T	Efficut Metal
B-69456	150 x 48T	Efficut Metal
D-03333	165 x 20 x 24T	Wood
D-50491	165 x 20 x 24T	Wood
B-63018	165 x 20 x 25T	Efficut Wood
D-50500	165 x 20 x 40T	Wood
B-57364	165 x 20 x 56T	Wood and MDF
D-63616	165 x 30 x 60T	Multipurpose
B-56677	165 x 20 x 60T	Efficut MDF
B-56530	165 x 20 x 60T	Alluminum
D-72110	185 x 20 x 4T	Fiber Cement
B-62022	185 x 24T	Efficut Metal
D-51493	185 x 20 x 24T	Wood
A-86088	185 x 20 x 28T	Fiber Cement
A-85438	185 x 20 x 38T	Metal
D-51502	185 x 20 x 40T	Wood
E-11972	185 x 20 x 40T	Efficut Composite Decking
B-68616	185 x 20 x 45T	Efficut Wood
A-83967	185 x 20 x 48T	Metal
D-63622	185 x 20 x 60T	Multipurpose
B-31697	185 x 20 x 64T	Metal
A-86446	185 x 20 x 70T	Metal
191Y44-2	200 x 8T	Brush Cutter
B-17099	203 x 25.4 x 24T	Wood
B-17120	203 x 25.4 x 40T	Wood
B-17142	203 x 25.4 x 60T	Wood
B-17158	203 x 25.4 x 80T	Wood
E-08975	216 x 25.4 x 80T	Wood
D-63650	216 x 30 x 60T	Multipurpose
D-63878	216 x 30 x 80T	Multipurpose
D-50544	235 x 25.4 x 20T	Wood
D-50550	235 x 25.4 x 40T	Wood
D-50566	235 x 25.4 x 60T	Wood
B-17223	253 x 25.3 x 80T	Wood
B-14130	230 x 8 x 25.4	Brush Cutter

Part Number	Size	Application
D-66064	255 x 25.4 x 2T	Brush Cutter
D-66036	255 x 25.4 x 3T	Brush Cutter
D-66014	255 x 25.4 x 4T	Brush Cutter
A-56932	255 x 25.4 x 40T	Brush Cutter
B-17267	255 x 25.4 x 40T	Wood
D-62452	255 x 25.4 x 84T	MDF
P-68002	255 x 25.4 x 100T	Alluminum
D-72126	260 x 25.4 x 6T	Fiber Cement
D-65414	260 x 25.4 x 40T	Wood
B-64668	260 x 25.4 x 45T	Efficut Wood
D-65420	260 x 25.4 x 60T	Wood
B-67430	260 x 25.4 x 60T	Efficut Wood
E-11988	260 x 25.4 x 75T	Efficut Composite Decking
B-67446	260 x 25.4 x 80T	Efficut Wood
D-65436	260 x 25.4 x 80T	Wood
D-59162	260 x 25.4 x 100T	Alluminum
D-65442	260 x 25.4 x 100T	Wood
D-61058	260 x 25.4 x 120T	Alluminum
D-62240	260 x 30 x 120T	Multipurpose
B-17326	305 x 25.4 x 120T	Alluminum
A-82068	305 x 25.4 x 30T	Wood
B-17354	305 x 25.4 x 40T	Wood
A-81860	305 x 25.4 x 60T	Metal
B-67452	305 x 25.4 x 60T	Efficut Wood
B-17376	305 x 25.4 x 60T	Wood
D-71364	305 x 25.4 x 60T	Metal
A-87579	305 x 25.4 x 76T	Metal
A-87127	305 x 25.4 x 78T	Metal
B-67468	305 x 25.4 x 80T	Efficut Wood
D-63579	305 x 30 x 80T	Multipurpose
B-67474	305 x 25.4 x 100T	Efficut Wood
B-23151	305 x 25.4 x 100T	Stainless
D-34403	305 x 25.4 x 100T	Wood
D-63585	305 x 30 x 100T	Multipurpose
B-17435	355 x 25.4 x 40T	Wood
B-12603	335 x 25.4 x 60T	Wood
B-17457	355 x 25.4 x 60T	Wood
B-17463	355 x 25.4 x 80T	Wood
B-17398	355 x 25.4 x 100T	Alluminum
B-17407	355 x 25.4 x 120T	Alluminum
B-49719		Board Cutter
B-49703		Board Cutter

TOOTH SHAPES



JIG SAW BLADE

SIZE: (mm)

M TYPE SHANK

For Model: 4300BA/BV, 4326M, 4327M



Part Number	Shape	No	Material	Application	Tooth per Inch	Overall Length	Working Length	Thickness	Material of Blade	Type of Cut	Qty/Pkg
A-85868		3	Wood, Plastics	Basic	9	80	59	1	HCS	Straight	5
B-07808		3	Wood, Plastics	Basic	9	80	59	1	HCS	Straight	100
A-85830		16	Wood, Plastics	Basic, Scroll cutting	9	82	61	1.25	HCS	Curve	5
A-85911		8	Wood, Plastics	Fast	8	82	60	1	HCS	Straight	5
A-85927		9	Wood, Plastics	Fast Finish	8	82	60	1.25	HCS	Straight	5
A-85818		10	Wood, Plastics	Fast Finish	9	82	60	1.25	HCS	Straight	5
B-07820		10	Wood, Plastics	Fast Finish	9	82	60	1.25	HCS	Straight	100
A-85933		BR-3	Wood	Finish	9	85	58	1	HCS	Straight	5
A-85852		2	Wood, Plastics, Aluminum, Metal	Basic	14	80	60	0.9	HSS	Straight	5
B-07799		2	Wood, Plastics, Aluminum, Metal	Basic	14	80	60	0.9	HSS	Straight	100
A-85874		4	Wood, Plastics, Aluminum, Metal	Basic	9	80	59	0.9	HSS	Straight	5
A-85846		17	Wood, Plastics, Aluminum, Metal	Basic, Scroll cutting	14	82	63	0.9	HSS	Curve	5
A-85880		41	Wood, Plastics	Finish	12	82	61	1.25	HSS	Straight	5
A-85896		42	Wood, Plastics	Finish	16	82	61	1.25	HSS	Straight	5
A-85802		1	Metal, Stainless, Plastics, Aluminum	Basic	24	80	61	0.9	HSS	Straight	5
B-07783		1	Metal, Stainless, Plastics, Aluminum	Basic	24	80	61	0.9	HSS	Straight	100
A-85905		5	Metal, Plastics, Aluminum	Basic	24	60	40	0.9	HSS	Straight	5

B TYPE SHANK

For Model: DJV181, DJV182, DJV180, JV183D, JV143D, JV0600, JV101D, JV102D, JV103D, JV141D, JV142D, DJR185, JR102D, JR105D, 4326, 4327, 4328, 4329, 4350T, FCT, 4351Y, CT, FCT



B-06476		B-51	Metal, Stainless	Fast	18-10	100	73	0.8	HSS	Straight	5
A-85656		B-13	Wood, Plastics	Basic	8	105	75	1.25	HCS	Straight	5
D-34877		T111C	Wood	Basic	8	100	74	1.2	HCS	Straight	5
A-85709		B-18	Wood, Plastics	Basic, Scroll cutting	14	77	44	1.05	HCS	Curve	5
792726-5		B-16L	Wood, Plastics	Fast	6	180	151	1.25	HCS	Straight	5
D-34883		T118A	Wood	Fast	6	100	74	1.2	HCS	Straight	5
A-85690		B-17	Wood, Plastics	Fast, Scroll cutting	6	105	71	1.25	HCS	Curve	5
D-34899		T244D	Wood	Fast, Scroll cutting	6	100	74	1.2	HCS	Curve	5
D-44214		T101B	Wood	Finish	9	101	74		HCS	Straight	5
A-85628		B-10	Wood, Plastics	Fast Finish	9	105	76	1.25	HCS	Straight	5
A-85634		B-11	Wood, Plastics	Fast Finish	9	100	73	1.25	HCS	Straight	5
A-80400		B-29	Wood, Plastics	Finish, Scroll cutting	16	77	44	1.05	HCS	Curve	5
A-85793		BR-13	Wood	Finish	9	105	70	1.25	HCS	Straight	5
A-85765		B-25	Wood, Plastics, Aluminum, Metal	Basic	9	100	74	1.05	HSS	Straight	5
A-85715		B-19	Wood, Plastics	Finish	12	90	63	1.25	HCS	Straight	5
A-85759		B-24	Metal, Stainless, Plastics, Aluminum	Basic	32	76	52	0.9	HSS	Straight	5
A-85787		B-27	Metal, Stainless, Plastics, Aluminum	Basic, Scroll cutting	24	76	52	0.9	HSS	Curve	5
D-34908		T118A	Metal	Basic	21	75	51	1	HSS	Straight	5
B-10453		B-34	Metal, Stainless, Plastics, Aluminum	Basic	18	76	52	0.9	HSS	Straight	5

RECIPRO SAW BLADE

SIZE: (mm)



Part Number	Blade Number	Overall Length	Teeth / Inch	Application	Tooth Material	Qty / Pkg
B-55588		228	8	Thick Metal Sheet 4 - 12 mm, Pipe 175 mm	Tungsten Carbide	1
D-51627		150	14	Pipe 10 - 100 mm, Metal Plate 3 - 8 mm	Bi-Metal	2
D-51655		225	18	Pipe 10 - 175 mm, Metal Plate 3 - 8 mm	Bi-Metal	2
B-05038		152	7-18	Fast Cut for Metal 1.5 - 8 mm, PLastic 5 - 77 mm	Bi-Metal	5
B-05169		152	18	Pipe 100 mm, Thin Metal 1.5 - 4 mm	Bi-Metal	5
B-00810	22	165	18	Pipe 90 mm, Steel Plate Aluminum 3.5 mm	HSS	2
D-51633		150	18	Pipe 5 - 100 mm, Metal Plate 1.5 - 4 mm	Bi-Metal	2
D-51661		228	18	Pipe 5 - 175 mm, Metal Plate 1.5 - 4 mm	Bi-Metal	2
B-00804	21	120	24	Pipe 50 mm, Metal Plate 1.5 - 3 mm	HSS	2
B-00832	24	165	24	Pipe 90 mm, Metal Plate 1.5 - 3 mm	HSS	2
D-51649		150	24	Pipe 5 - 100 mm, Metal Plate 0.7 - 3 mm	Bi-Metal	2
D-51677		228	24	Pipe 5 - 175 mm, Metal Plate 0.7 - 3 mm	Bi-Metal	2
A-02303	3019	150	4	Rough Cutting on Wood	High Carbon Steel	5
A-02319	3020	150	10	Wood and Plywood	High Carbon Steel	5
A-02331	3022	150	6	Scroll Cutting in Plywood and Laminated Wood	High Carbon Steel	5
D-53089		150	6	Wood	High Carbon Steel	2
B-05044		152	6-11	Wood with nails, Metal Plate Aluminum	Bi-Metal	5
B-00826	23	165	9	Wood 5 - 90 mm	High Carbon Steel	2
B-00767	3023	250	10	Wood and Plywood	High Carbon Steel	5
B-03030	3030	300	6	Rough Cutting on Wood	High Carbon Steel	5
B-67212		225	6-8	Rescue	Tungsten Carbide	1



BOARD CUTTER BLADE

SIZE: (inch)



Part Number	Blade Length	Blade Width	Blade Thickness	Application	Tooth Material	Qty / Pkg
B-49703	55	18	0.55	Plasterboard (<30 mm)	HCS	2
B-49719	55	18	0.55	Wood (<30 mm)	HCS	2



BAND SAW BLADE

SIZE: (inch)

WAVE TEETH:



RAKER TEETH:



Part Number	Model Number	Type	Width	No of Teeth / Inch	Teeth Shape	Application	Qty
Thickness: 0.5 mm Length: 2,240							
B-16667	LB1200F	Carbon Steel	16	4	Raker	Wood / For Cross-Cut	3 / set
B-16673	LB1200F	Carbon Steel	13	4	Raker	Wood / For Universal	3 / set
B-16689	LB1200F	Carbon Steel	6	6	Raker	Wood / For Curve-Cut	3 / set
B-16695	LB1200F	Carbon Steel	16	14	Raker	Non Ferrous Metal	3 / set
Width: 13 mm Thickness: 0.5 mm Length: 1,140							
792557-2	DPB180,2107F,2107FW	Bi-Metal	More than 5	14	Raker	Plastic & Non Ferrous Metal,	1 pc
792556-4	DPB180,2107F,2107FW	Bi-Metal	4 - 5	18	Raker	Cast Steel & Iron,	1 pc
194692-6	DPB180,2107F,2107FW	Bi-Metal	Less than 4	24	Raker	Mild, Hard & Stainless Steel	1 pc
Width: 13 mm Thickness: 0.5 mm Length: 835							
B-40559	DPB181 DPB182	Bi-Metal	2 - 3	18	Wave	Plastic & Non Ferrous Metal, Cast Steel & Iron, Mild, Hard & Stainless Steel	5 pcs



WIRE BRUSH SET

FOR DRILLS
SIZE: (mm)



Part Number	Brush Type	Size mm (inches)	Shank Dia mm (inches)	Qty per Pkg
D-65729	Wire Crimped	63 mm (2-1/2")	6 mm (1/4")	4
	Wire Crimped	75 mm (3")		
	Wire Wheel Crimped	75 mm (3")		
	Wire Wheel Crimped	100 mm (4")		
D-66070	Wire End-Crimped	25 mm (1")	6 mm (1/4")	3
	Wire Wheel Crimped	50 mm (2")		
	Wire Cup Crimped	50 mm (2")		

WIRE CUP BRUSH

CRIMPED WIRE
SIZE: (mm)



Part Number	Outer Diameter	Thread	Brush Type	For Model
D-24088	75	M10 x 1.5	Steel wire 0.3	100 mm Angle grinder

WIRE BRUSH WHEEL 120

FOR DUST REMOVAL
SIZE: (mm)



Part Number
794382-7



SPLIT PAPER WHEEL 120-40

FOR RUST & PAINT REMOVAL
SIZE: (mm)



Part Number
794380-1

COTTON BUFF WHEEL 120


FOR POLISHING
SIZE: (mm)



Part Number
794381-9

NYLON BRUSH WHEEL

SIZE: (mm)



Part Number	Size	Application
794384-3	120 - 80	Coarse
794379-6	120 - 100	Medium
794383-5	120 - 240	Fine

NYLON BRUSH WHEEL

FOR DRILL
SIZE: (mm & inch)

Cup Brush
Effective for flat or rugged surface

Wheel Brush
Effective for working at spot

End Brush
Effective for tight or narrow place



Part Number	Included	Shape	Application	Diameter	Grit	Shank	Max RPM
D-70742	D-45509	Cup Brush	Coarse	50 mm (2")	80	6 mm (1/4")	4,500
	D-45571	Wheel Brush	Coarse	50 mm (2")	80	6 mm (1/4")	4,500
	D-45680	End Brush	Coarse	24 mm (1")	80	6 mm (1/4")	4,500



Part Number	Included	Shape	Application	Diameter	Grit	Shank	Max RPM
D-70742	D-45537	Cup Brush	Fine	50 mm (2")	240	6 mm (1/4")	4,500
	D-45624	Wheel Brush	Fine	50 mm (2")	240	6 mm (1/4")	4,500
	D-45727	End Brush	Fine	24 mm (1")	240	6 mm (1/4")	4,500

GRINDING WHEEL

FOR BENCH GRINDER

SIZE: (mm)



Part Number	Size	Grit
794037-4	150 x 16 x 12.7	A36
A-47173	150 x 16 x 12.7	A36M
B-51904	150 x 16 x 12.7	A36M
B-51910	150 x 16 x 12.7	A60M
B-51926	150 x 16 x 12.7	WA60K (WHITE)
B-51895	150 x 16 x 12.7	A60MV
794038-2	150 x 16 x 12.7	A36
B-51932	150 x 16 x 12.7	GC120H
B-51948	205 x 19 x 15.88	A36P
B-51954	205 x 19 x 15.88	A60P
B-51960	205 x 19 x 15.88	WA60KV (WHITE)
B-51976	205 x 19 x 15.88	GC120H
A-47254	205 x 19 x 15.88	A120
A-47260	205 x 19 x 15.88	A60



DEPPRESSED GRINDING WHEEL

SIZE: (mm)



Part Number	Outer Diameter	Thickness	Inner Diameter	Application	Grit
D-72241	100	6.0	16.00	Inox	A24P
A-80852	100	6.0	16.00	Inox	WA36N
A-80868	115	6.0	16.00	Inox	A24R
D-18465	125	6.0	22.33	Metal	A24R
A-80656	125	6.0	22.33	Inox	WA36N
D-26163	150	6.0	22.33	Metal	A24R
A-84981	150	6.0	22.33	Inox	-
D-72257	180	6.0	22.33	Metal	A36P
A-80880	180	6.0	22.33	Inox	WA36O
D-18487	230	6.0	22.33	Metal	A24R



GRINDING WHEEL

FOR STRAIGHT GRINDER

SIZE: (mm)



Part Number	Size	Grit
741015-5	125 x 19 x 12.7	24P
741016-3	125 x 19 x 12.7	36P



FOR 9300 Double Head Grinder

SIZE: (mm)

Part Number	Size
741004-0	125-60
741006-6	125-80



CUT OFF WHEEL

SIZE: (mm)



Part Number	Outer Diameter	Thickness	Inner Diameter	Application	Grit
B-45711	100	8	16.00	Inox	Z60T
D-60997	100	1	16.00	Inox	-
D-65947	100	1.2	16.00	Inox	WA46R
E-03028	100	1	16.00	Inox	A60U
D-18655	100	2.5	16.00	Metal	A30S
D-18677	125	2.5	22.33	Metal	A30S
D-18770	125	1	22.33	Inox	WA60T
D-65969-10	125	1.2	22.33	Inox	WA46R
D-29402	150	2.5	22.33	Metal	A30S
B-18683	180	7.5	22.33	Metal	A30S
B-12267	180	2.5	22.33	Inox	A60T
D-65975	180	1.6	22.33	Inox	WA46R
D-18699	230	2.5	22.33	Metal	A30S
B-10730	355	3.0	25.40	Metal	A36P
B-49448	355	2.5	25.40	Metal	A36P
B-64696	355	2.5	25.40	Metal	A36P
B-64565	355	2.8	25.40	Metal	A30P
A-88478	405	3.0	25.40	Metal	A36R



FLEXIBLE GRINDING WHEEL

FOR GRINDER

SIZE: (mm)



Part Number	Grit
794229-5	60
794231-8	80



SHARPENING STONE

SIZE: (mm)



Part Number	Size
D-17756	150
794060-9	180

FLAP DISC

FOR METAL

SIZE: (mm & inch)



Part Number	Outer Diameter	Inner Diameter	Grit	Shelf Pck Qty
D-63395	100 mm (4")	16 mm (5/8")	A40	1
D-63404	100 mm (4")	16 mm (5/8")	A60	1
D-63410	100 mm (4")	16 mm (5/8")	A80	1
D-63426	100 mm (4")	16 mm (5/8")	A120	1

FOR STAINLESS

SIZE: (mm & inch)

Part Number	Outer Diameter	Inner Diameter	Grit	Shelf Pck Qty
D-63703	100 mm (4")	16 mm (5/8")	Z40	1
D-63719	100 mm (4")	16 mm (5/8")	Z60	1
D-63725	100 mm (4")	16 mm (5/8")	Z80	1
D-63731	100 mm (4")	16 mm (5/8")	Z120	1

TUNGSTEN CARBIDE BURRS

FOR DIE GRINDER

SIZE: (mm)



HEAD SHAPES



Part Number	Head Shape	Cut Type	Bit Diameter	Working Length	Shank Size	Shelf Pck Qty
B-52962-10	SA	Standard Cut	10 mm (3/8")	20 mm (3/4")	6 mm (1/4")	10
B-52716	SA	Standard Cut	10 mm (3/8")	20 mm (3/4")	6 mm (1/4")	1
B-52978-10	SA	Diamond Cut	10 mm (3/8")	20 mm (3/4")	6 mm (1/4")	10
B-52722	SA	Diamond Cut	10 mm (3/8")	20 mm (3/4")	6 mm (1/4")	1
B-52984-10	SA	Non - Farreous Cut	10 mm (3/8")	20 mm (3/4")	6 mm (1/4")	10
B-52738	SA	Non - Farreous Cut	10 mm (3/8")	20 mm (3/4")	6 mm (1/4")	1
B-52990-10	SC	Standard Cut	10 mm (3/8")	20 mm (3/4")	6 mm (1/4")	10
B-52744	SC	Standard Cut	10 mm (3/8")	20 mm (3/4")	6 mm (1/4")	1
B-53001-10	SC	Diamond Cut	10 mm (3/8")	20 mm (3/4")	6 mm (1/4")	10
B-52750	SC	Diamond Cut	10 mm (3/8")	20 mm (3/4")	6 mm (1/4")	1
B-53017-10	SC	Non - Farreous Cut	10 mm (3/8")	20 mm (3/4")	6 mm (1/4")	10
B-52766	SC	Non - Farreous Cut	10 mm (3/8")	20 mm (3/4")	6 mm (1/4")	1
B-53023-10	SF	Standard Cut	10 mm (3/8")	20 mm (3/4")	6 mm (1/4")	10
B-52772	SF	Standard Cut	10 mm (3/8")	20 mm (3/4")	6 mm (1/4")	1
B-53039-10	SF	Diamond Cut	10 mm (3/8")	20 mm (3/4")	6 mm (1/4")	10
B-52788	SF	Diamond Cut	10 mm (3/8")	20 mm (3/4")	6 mm (1/4")	1
B-53045-10	SF	Non - Farreous Cut	10 mm (3/8")	20 mm (3/4")	6 mm (1/4")	10
B-52794	SF	Non - Farreous Cut	10 mm (3/8")	20 mm (3/4")	6 mm (1/4")	1
B-53051-10	SL	Standard Cut	10 mm (3/8")	25.4 mm (1")	6 mm (1/4")	10
B-52803	SL	Standard Cut	10 mm (3/8")	25.4 mm (1")	6 mm (1/4")	1
B-53067-10	SL	Diamond Cut	10 mm (3/8")	25.4 mm (1")	6 mm (1/4")	10
B-52819	SL	Diamond Cut	10 mm (3/8")	25.4 mm (1")	6 mm (1/4")	1
B-53073-10	SL	Non - Farreous Cut	10 mm (3/8")	25.4 mm (1")	6 mm (1/4")	10
B-52825	SL	Non - Farreous Cut	10 mm (3/8")	25.4 mm (1")	6 mm (1/4")	1
B-53089-10	SM	Standard Cut	10 mm (3/8")	25.4 mm (1")	6 mm (1/4")	10
B-52831	SM	Standard Cut	10 mm (3/8")	25.4 mm (1")	6 mm (1/4")	1
B-53095-10	SM	Diamond Cut	10 mm (3/8")	25.4 mm (1")	6 mm (1/4")	10
B-52847	SM	Diamond Cut	10 mm (3/8")	25.4 mm (1")	6 mm (1/4")	1
B-53104-10	SM	Non - Farreous Cut	10 mm (3/8")	25.4 mm (1")	6 mm (1/4")	10
B-52853	SM	Non - Farreous Cut	10 mm (3/8")	25.4 mm (1")	6 mm (1/4")	1

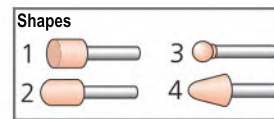
WHEEL POINT

Application

A: Mild steel, Carbon steel, etc

WA: Hardend & Special steels.

SIZE: (mm)



Part Number	Grit	Shape No	Bit Diameter	Working Length	Shank Size	Shelf Pck Qty
794050-2	A60P	1	5	13.0	3	1
794051-0	A60P	1	6	13.0	3	1
794052-8	A60P	1	8	13.0	3	1
794053-6	A60P	1	10	13.0	3	1
794054-4	WA60P	2	5	13.0	3	1
794055-2	WA60P	2	6	13.0	3	1
794056-0	WA60P	2	8	13.0	3	1
794058-6	A60P	3	5	5.0	3	1
794059-4	A60P	3	10	13.0	3	1

For Model

906,GD0800C,GD0810C,GD0600,BGD800,BGD801

SIZE: (mm / inch)

Part Number	Grit	Shape No	Bit Diameter	Working Length	Shank Size	Shelf Pck Qty
741617-7	WA	1	19	-	6	1
741616-9	WA	4	19	-	1/4"	1



Standard cut

<Feature> High efficiency
<Surface> Rough
<Material> Metal, Stainless



Diamond cut

<Feature> Lessvibration
<Surface> Smooth
<Material> Metal, Stainless



Non-Farreous cut

<Feature> Lessclogging up
<Surface> Rough
<Material> Non-ferrous, Plastic

CLEAN THE BURRS ON INOX



DEBURR OF ALUMINUM



WIPE THE WELDING LINE BETWEEN PLATE



ABRASIVE DISC

VELCRO HOOK & LOOP TYPE

SIZE: (mm & inch)



Part Number	Disc Diameter	Grit	Holes	Application	Shelf Pck Qty
D-65816	125 mm (5")	A40	8	Coarse	10
D-65822	125 mm (5")	A60	8	Coarse	10
D-65838	125 mm (5")	A80	8	Coarse	10
D-65844	125 mm (5")	A100	8	Medium	10
D-65850	125 mm (5")	A120	8	Medium	10
D-65866	125 mm (5")	A150	8	Medium	10
D-65872	125 mm (5")	A180	8	Medium	10
D-65888	125 mm (5")	A240	8	Fine	10
D-65894	125 mm (5")	A320	8	Fine	10
D-65903	125 mm (5")	A400	8	Fine	10

ABRASIVE BELT

VELCRO HOOK & LOOP TYPE

SIZE: (mm & inch)



Part Number	Width	Length	Grit	Application	Shelf Pck Qty
D-59265	76 mm (3")	533 mm (21")	A40	Coarse	3
D-59271	76 mm (3")	533 mm (21")	A60	Coarse	3
D-59287	76 mm (3")	533 mm (21")	A80	Coarse	3
D-59293	76 mm (3")	533 mm (21")	A100	Medium	3
D-59346	100 mm (4")	610 mm (24")	A40	Coarse	3
D-59352	100 mm (4")	610 mm (24")	A60	Coarse	3
D-59368	100 mm (4")	610 mm (24")	A80	Coarse	3
D-59374	100 mm (4")	610 mm (24")	A100	Medium	3
D-59380	100 mm (4")	610 mm (24")	A120	Medium	3
D-59396	100 mm (4")	610 mm (24")	A150	Medium	3
D-59405	100 mm (4")	610 mm (24")	A180	Medium	3
D-59411	100 mm (4")	610 mm (24")	A240	Fine	3

DIAMOND POLISHING PAD

FOR MODEL: PW5000C, PW5001C

SIZE: (mm & inch)



Part Number	Disc Diameter	Grit	Color	Shelf Pck Qty
D-37035 / D-15584	100 mm (4")	50	Blue	1
D-37041 / D-15590	100 mm (4")	100	Yellow	1
D-37057 / D-15609	100 mm (4")	200	Orange	1
D-37063 / D-15615	100 mm (4")	400	REd	1
D-37079 / D-15621	100 mm (4")	800	Dark Green	1
D-37085 / D-15637	100 mm (4")	1500	Light Green	1
D-37091 / D-15643	100 mm (4")	3000	Brown	1
D-15659	100 mm (4")	Buff (Finishing)	Green	1

WOOL PAD

HOOK & LOOP TYPE

FOR HIGH GLOSS POLISHING

SIZE: (mm & inch)



Part Number	Disc Diameter	Shelf Pck Qty
For Model: PO5000C		
D-67000	100 mm (4")	1
For Model: BO6030, BO6050, PO6000C, DPO600		
D-70867	125 mm (5")	1
D-65735	150 mm (6")	1
For Model: 9277C/B, 9237C/CB, PV7001/C, PV7000C		
192629-7	180 mm (7")	1



WOOL BONNET

SIZE: (mm & inch)



SINGLE SIDE

PV7001C, PV7000C, 9207SPB, 9218PB/L, 9227C/B

Part Number	Disc Diameter	Shelf Pck Qty	Type
794176-0	180 mm (7")	1	-



DOUBLE SIDE

D-70873	230 mm (9")	1	For Rough Finishing
D-70889	230 mm (9")	1	For Bright Finishing
D-56954	230 mm (9")	1	For General Purpose



ADAPTER

For Wool Bonnet (Double Side)

Part Number	Disc Diameter	Shelf Pck Qty
For Model: 9218SB, 9207SPB, 9218PB/PBL, SA7000C		
D-56960	M14	1
For Model: 9227C, 9237CB		
D-57043	M16	1



FELT PAD

HOOK & LOOP TYPE

FOR REMOVING WAX

SIZE: (mm & inch)



For Model: DBO180, BO5031, BO5041, DPO500, PO5000C

Part Number	Disc Diameter	Shelf Pck Qty
196152-4	125 mm (5")	1



SPONGE PAD

HOOK & LOOP TYPE

SIZE: (mm & inch)



Part Number	Shank Size	Application & Color	Shelf Pck Qty
For Model: DP0500, DPO600, PO5000C, PO6000C			
197912-7	100 mm (4")	-	1
For Model: BO6030, DPO600, PO6000C, BO6050			
197914-3	150 mm (6")	-	1
For Model: 227C, 9237CB			
D-70786	190 mm (7.5")	Coarse - Yellow	1
D-70792	190 mm (7.5")	Medium - White	1



DIAMOND CORE BIT

DRY TYPE

When Drilling with Diamond Core Bit use "ROTATION Only".

FOR MODEL: 8406, 8406C

SIZE: (mm)



13 mm Straight Shank (Three Flat)

Part Number	Capacity (Dia. x Depth)
A-85036	32 x 165
A-85042	38 x 165
A-85058	54 x 165
A-85064	65 x 165
A-85070	70 x 165
A-80472	80 x 165
A-85086	90 x 165
A-80488	105 x 165
A-85606	127 x 165
A-85597	152 x 165
A-85612	162 x 165

Part Number	Description
A-80503	Center Bit
A-80519	Core Bit Shank



VACUUM BRAZED DIAMOND PIN DRILL BIT

MATERIAL: GRANITE, MARBLE & PORCELAINE TILE

FOR: 13 mm DRIVER DRILL

SIZE: (mm)



Part Number	Size	Spindle Thread
B-51823	6	6 x 12.5
B-51839	8	8 x 12.5
B-51845	10	10 x 12.5



VACUUM BRAZED DIAMOND CORE BIT

MATERIAL: GRANITE, MARBLE & PORCELAINE TILE

FOR: 100 mm ANGLE GRINDER

SIZE: (mm)



Part Number	Size	Spindle Thread
D-63264	5	M10 x 1.5
D-63270	6	M10 x 1.5
D-63286	8	M10 x 1.5
D-63292	10	M10 x 1.5
D-63301	12	M10 x 1.5
D-63317	14	M10 x 1.5
D-63323	16	M10 x 1.5
D-63339	20	M10 x 1.5
D-63345	25	M10 x 1.5
D-63351	32	M10 x 1.5
D-63367	37	M10 x 1.5
D-63373	40	M10 x 1.5
D-63389	50	M10 x 1.5



DIAMOND WHEEL

SIZE: (mm)



Continuous Rim Segmented Corrugated Segmented Corrugated Segmented Wave Specialized Multipurpose

Part Number	Size	Type	Ideal for
792443-7	80	Continuous Rim	9803
B-21082	85	Continuous Rim	Glass
B-53671	100	Segmented	Metal
B-66933	100	Multipurpose	Rescue
D-05212	100	Continuous Rim	Concrete
D-05197	105	Segmented	Concrete
D-05206	105	Corrugated	Concrete
D-42531	105	Segmented	Concrete
D-42553	105	Corrugated	Granite
D-42656	105	Segmented	Granite
D-63688	105	Segmented	Granite/Marble
D-71009	105	Segmented	Concrete
D-40705	110	Continuous Rim	Glass
D-51057	110	Corrugated/Thin	Porcelaine
D-52766	125	Segmented	Concrete/Marble
D-52803	125	Corrugated	Concrete/Marble
A-84121	180	Segmented	Concrete
A-87161	180	Continuous Rim	Concrete
D-44264	180	Continuous Rim	Ceramic
D-44286	180	Segmented	Concrete
D-44317	180	Corrugated	Granite/Marble
D-44339	180	Seg/Corrugated	Granite
B-53718	230	Segmented	Metal
B-55326	230	Multipurpose	Rescue
E-02967	230	Segmented	Concrete/DCE090
B-55348	355	Multipurpose	Rescue
D-41414	355	Segmented	Metal
D-56998	355	Seg/Corrugated	Concrete
B-66955	405	Multipurpose	Rescue



OFFSET DIAMOND WHEEL

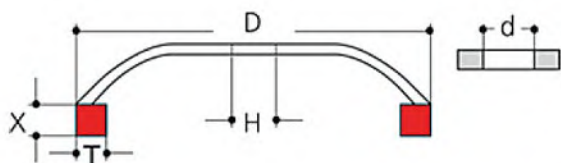
ONE-STAR RANGE



AA:SPECIALLY SUITABLE

A:SUITABLE

SIZE: (mm)



SPECIALIZED

PCD "Polycrystalline Diamond"

* Rough work

This wheel grind more efficiency. Faster that the wheel for standard work.

* Standard work

This wheel has characteristic between Rough work and Fine work offset diamond wheels.

* Fine work

This wheel is suitable for cleanup and finish work and chamfering works.

* PDC - Removal of paint

This wheel is suitable for removal of polyurethane, adhesive, paint, epoxy and acrylic coating. PCD is a kind of an artificial diamond and superior in hardness and durability.

PART NUMBER	SHAPE	APPLICATION	D	T	X	H	d	COLOR	FOR MATERIAL							FOR MODEL
									1	2	3	4	5	6	7	

ROUGH WORK (SINGLE TYPE)

D-62284		For Concrete	100	8	5	22.2	16	Silver	A	AA	A	A	A	A			100mm Grinder
D-60682		For Concrete	125	8	5	22.2	16	Silver	A	AA	A	A	A	A			125mm PC5000, 5001C

ROUGH WORK (DOUBLE TYPE)

D-62309		For Concrete	100	8	5	22.2	16	Silver	AA	AA	AA	A	A				100mm Grinder
D-66715		For Concrete	125	8	5	22.2		Silver	AA	AA	AA	A	A				120mm Grinder
D-66715		For Concrete	180	8	5	22.2		Silver	AA	AA	AA	A	A				180mm Grinder

FINE WORK (TURBO TYPE)

D-66721		For Concrete	125	20	5	22.2	16	Silver	AA	AA	AA	AA	AA	AA	AA		125mm Grinder
---------	--	--------------	-----	----	---	------	----	--------	----	----	----	----	----	----	----	--	---------------

RIM TYPE

D-41464(EN)		For Finishing	125	13	5	22.2		Silver	AA	AA	AA	A	A				PC5000,50001C
-------------	--	---------------	-----	----	---	------	--	--------	----	----	----	---	---	--	--	--	---------------

SPECIALIZED / PCD OFFSET DIAMOND WHEEL

B-53160		For Removing of Polyurethane, Adhesive, Paint, Epoxy & Acrylic Coating	125					Black									PC5000,50001C
---------	--	--	-----	--	--	--	--	-------	--	--	--	--	--	--	--	--	---------------

PLANER BLADE

SIZE: (mm)



Part Number	Total Length	Suitable For Model	Type	Material	Shelf Pkg Qty
A-07397	80	1600	Planer Blade	HSS	2
D-65501	80	1600	Planer Blade	HSS	2
A-82921	82	1900B	Mini Planer Blade	TC	2
D-70823	82	1900B	Mini Planer Blade	TC	2
D-16346	82	1900B	Planer Blade	HSS	2
D-67228	82	1900B	Planer Blade	HSS	2
D-67234	82	1900B	Planer Blade	HSS	10
D-07967	82	1900B	Planer Blade	TC	2
D-72207	82	1900B	Planer Blade	TC	2
A-07412	110	1911B	Planer Blade	HSS	2
D-71211	110	1911B	Planer Blade	HSS	2
A-07428	136	1804N	Planer Blade	HSS	2
D-71227	136	1804N	Planer Blade	HSS	2
793014-3	155	2030	Planer Blade	HSS	2
B-02864	155	2030S	Planer Blade	HSS	2
793013-5	155	1805N	Planer Blade	HSS	2
D-70910	155	1805N	Planer Blade	HSS	2
793015-1	155	1805N	Planer Blade	TC	2
793186-4	170	1806B	Planer Blade	HSS	2
793018-5	306	2030	Planer Blade	HSS	2
793346-8	306	2012NB	Mini Planer Blade	HSS	2
793350-7	306	2012NB	Planer Blade	HSS	2
B-02870	312	2030S	Mini Planer Blade	HSS	2
793019-3	400	2040	Planer Blade	HSS	2



MULTI TOOL SAW BLADES


SIZE: (mm)

TMA002 - SEGMENTED SAW BLADE 65

APPLICATION / RECOMMENDED USE

Non-ferrous metal, FRP, PVC / Suitable for corners.

- Cutting recesses in epoxy /
- Glass fiber reinforced plastic
- Cutting sheet metal up to 1mm
- Removing old window putty



Part Number	Diameter	Type
B-21288	65	BiM-Tin Material Flat

TMA003 - ROUND SAW BLADE 8

APPLICATION / RECOMMENDED USE

Non-ferrous metal, FRP, PVC

- Cutting wood with nails
- Cutting recesses in epoxy /
- Glass fiber reinforced plastic
- Cut-off smaller mouldings to length



Part Number	Diameter	Type
B-21294	85	BiM-Tin Material Flat

TMA005 - SEGMENTED SAW BLADE 100

APPLICATION / RECOMMENDED USE

- Wood & Metal / Suitable for deep cutting
- Cut-off door frame to length on the floor
- Cut-out parquet / Laminate flooring
- Cut-off smaller mouldings to length



Part Number	Diameter	Type
B-21319	100	BiM Wood & Metal Offset

TMA006 - SEGMENTED SAW BLADE 85

APPLICATION / RECOMMENDED USE

- Wood & Metal / Suitable for flush cutting
- Cut-off door frame to length on the floor
- Cut-out parquet / Gaminete flooring
- Cut-off smaller mouldings to length



Part Number	Diameter	Type
B-21325	85	BiM Wood & Metal Offset

MULTI TOOL SAW BLADES

SIZE: (mm)

TMA009 - PLUNGE SAW BLADE 28

APPLICATION / RECOMMENDED USE

Wood and Metal / Suitable for deep plunge cutting in wood

Deep plunge cut in wood, abrasive wooden materials, plastics

Cut-off small non-ferrous metal pipes and profiles

Cut-off non-hardened nails and steel profiles with smaller dimensions



Part Number	Size	Type
B-21353	28 x 50	BiM, Wood & Metal



TMA010 - PLUNGE CUT SAW BLADE 32

APPLICATION / RECOMMENDED USE

Hard Wood

Plunge cut in laminated panels or hardwood

Cutting a recess in furniture components

Flush cutting wooden components



Part Number	Size	Type
B-21369	32 x 40	BiM, Hard Wood



TMA015 - PLUNGE CUT SAW BLADE 32

APPLICATION / RECOMMENDED USE

Metal / Suitable for flush cutting in nails or

copper pipe

Plunge cuts in plasterboard.



Part Number	Diameter	Type
B-21412	32 x 40	BiM, Metal



TMA016 - PLUNGE CUT SAW BLADE 20

APPLICATION / RECOMMENDED USE

Metal / Suitable for flush cutting in nails or

copper pipe

Plunge cuts in plasterboard.



Part Number	Size	Type
B-21428	20 x 20	BiM, Metal



TMA017 - PLUNGE CUT SAW BLADE 10

APPLICATION / RECOMMENDED USE

Metal / Suitable for flush cutting in nails or plasterboard

Filigree adjustment work on non-ferrous profiles

Plunge cuts in plasterboard.



Part Number	Size	Type
B-21434	10 x 20	BiM, Metal



TMA018 - SCRAFER 52 FLEXIBLE

APPLICATION / RECOMMENDED USE

Removing mortar or tile adhesive

Removing mortar and concrete residues

Removing hard, brittle carpet adhesive residues



Part Number	Size	Type
B-21440	52 x 26	HCS



TMA019 - SCRAFER 52 FLEXIBLE

APPLICATION / RECOMMENDED USE

Removing soft carpet adhesive residues

Removing paint residues

Removing silicone joints



Part Number	Size	Type
B-21456	52 x 45	HCS



TMA021 - GENERAL JOINT CUTTER

APPLICATION / RECOMMENDED USE

Cutting soft expansion joints

Cutting window putty

Cutting insulation materials.



Part Number	Size	Type
B-21478	28 x 50	HCS



TMA022 - HM REMOVER

SANDING PAD

APPLICATION / RECOMMENDED USE

Routing joints on walls and floor tiles

Removing mortar or tile adhesive

Removing joints in the smalllets of corners with the tungsten carbide.



Part Number	Size	Type
B-21484	70	HM Grit #40



MULTI TOOL SAW BLADES

SIZE: (mm)

TMA024 - HM SEG SAW BLADE 65

APPLICATION / RECOMMENDED USE
Routing extra-thin 1/16" joints on wall tiles
Routing recesses in epoxy/glass fiber reinforced plastic.
Routing grooves in porous concrete, for laying concealed cables and pipes.



Part Number	Diameter	Type
B-21509	65	HM Grit #50



TMA025 - HM SANDING PLATE 78

APPLICATION / RECOMMENDED USE
Removing mortar or tile adhesive
Removing carpet adhesive residues from a mineral surface.



Part Number	Size	Type
B-21515	78	HM Grit #30



TMA026 - DIAMOND SEG SAW BLADE 85

APPLICATION / RECOMMENDED USE
Cutout of soft wall tiles and FRP
Routing recesses in epoxy/ glass fiber reinforced plastic
Routing joints on wall tiles.



Part Number	Diameter	Type
B-21521	85	Diamond Grit #40



SANDING PAD

APPLICATION
For Velcro type sanding pads.



Part Number	Size	Type
B-21537	78	Hook & Loop



Sanding Pad - LONG LIFE

Suitable for sanding Wood & Metal



Part Number	Size	Grit	Shelf Pkg Qty
B-21565	94	60	10
B-21571	94	80	10
B-21587	94	100	10
B-21593	94	12	10
B-21602	94	180	10
B-22931	94	240	10



TMA045 - SEGMENTED SAW BLADE 85

Features: Suitable for deep cutting
Another material: Epoxy Fiber glass



Part Number	Diameter	Type	Shelf Pkg Qty
B-64799	85	BiM, Wood & Metal	1

STARLOCK



TMA046 - SEGMENTED SAW BLADE 100

Features: Suitable for deep cutting
Another material: Epoxy Fiber glass



Part Number	Diameter	Type	Shelf Pkg Qty
B-64808	100	BiM, Wood & Metal	1

STARLOCK



TMA047 - BOW SHAPE PLUNGE CUT SAW BLADE 32

Feature: Suitable for precisely plunge cut
Another material: Epoxy Fiber glass



Part Number	Size	Type	Shelf Pkg Qty
B-64814	32 x 50	BiM, Wood & Metal	1

STARLOCK



TMA053 - BOW SHAPE PLUNGE CUT SAW BLADE 32

Feature: Suitable for precisely plunge cut
Another material: Epoxy, Fiberglass



Part Number	Size	Type	Shelf Pkg Qty
B-64870	32 x 50	BiM, Wood	1

STARLOCK



TMA058 - PLUNGE CUT SAW BLADE 20

Features: Suitable for flush cutting in nails or copper pipe
Another material: Epoxy, Fiberglass



Part Number	Size	Type	Shelf Pkg Qty
B-64923	20 x 30	BiM, Wood & Metal	1

STARLOCK



TMA059 - PLUNGE CUT SAW BLADE 32

Feature: Suitable for flush cutting in nails or copper pipe
Another material: Wooden material plasterboard epoxy fiberglass



Part Number	Size	Type	Shelf Pkg Qty
B-64939	32 x 50	BiM, Metal	1

STARLOCK



MULTI TOOL SAW BLADES

SIZE: (mm)

TMA065 - SCRAFER 52 RIGID
APPLICATION / RECOMMENDED USE
Removing mortar or tile adhesive.



Part Number	Size	Type
B-64989	52 x 26	HCS, Multi Material



TMA066 - SCRAFER 52 FLEXIBLE
APPLICATION / RECOMMENDED USE
Removing mortar or tile adhesive.



Part Number	Size	Type
B-64995	52 x 49	HCS, Multi Material



TMA070 - DIAMOND SEG SAW BLADE 85
Features: Suitable for cut out wall tiles
Another material:Plasterboard, epoxy, fiberglass



Part Number	Diameter	Type
B-65034	85	TC / HM Grit #30



TMA071 - TC SEG SAW BLADE 70
Features: Suitable for cut out wall tiles
Another material:Plasterboard, epoxy, fiberglass



Part Number	Diameter	Type
B-65040	70	TC / HM Grit #50



TMA073 - TC SANDING PLATE 78
Features: Suitable for cut out wall tiles
Suitable for routing mortar or tile adhesive
Another material:Wood,epoxy.



Part Number	Size	Type
B-65062	78	TC / HM Grit #20



TILE SET

Part Number
B-64989



Includes:
TMA058 - Plunge cut saw blade 20
TMA065 - Scraper 52 rigid
TMA069 - HM Seg saw blade 85
TMA073 - HM Sanding plate 78



FLOOR SET

Part Number
B-67505



Includes:
TMA045 - Segment saw blade 85
TMA048 - Plunge cut saw blade 65
TMA051 - Plunge cut saw blade 32
TMA066 - Scraper 52 Flexible



PLUNGE CUT SET

Part Number
B-67480



Includes:
TMA045 - Segment saw blade 85
TMA047 - Plunge cut saw blade 32
TMA053 - Bow plunge cut saw blade 32
TMA058 - Plunge cut saw blade 20



CARPENTRY SET

Part Number
B-67511



Includes:
TMA045 - Segment saw blade 85
TMA047 - Plunge cut saw blade 32
TMA053 - Bow plunge cut saw blade 32
Sanding Pad x 2pcs



HAND TOOLS



TAPE MEASURE



Part Number	Length	Width	Size
B-57211	5.5 m (18 ft)	25 mm (1")	cm / inch
B-57227	7.5 m (25 ft)	25 mm (1")	cm / inch

FEATURE

1. SPECIAL COATING

- * "Dura Coat" Makes 5 times more durable
- * "Silica Coat" Makes easier note



2. HIGH DURABILITY OF HOOK

- * Installed damper absorbs the shock on the hook
- * Hook protector reduces the shock on the hook
- * Tightly fixed hook with 4rivets+protector



Makita tape measure is highly durable and convenient. When the scales are blurred or hook is lost, that would be the end of its life. This measure is for professional which has a special coated tape, hook protector and damper which absorbs shocks leads to great durability.




3. CONVENIENCE

- * 2-sided print
- * Hook with magnet
- * "Matte finish" makes easier to read scales
- * Standout



PRINTED SIZE



SCREW DRIVER

SIZE: (mm)



Part Number	Size	Length
B-65903	PH1	100
B-65919	PH2	100
B-65931	PH3	150



Part Number	Size	Length
B-65947	PZ1	80
B-65953	PZ2	100
B-65969	PZ3	150



Part Number	Size	Length
B-65975	T10	100
B-65981	T15	100
B-65997	T20	100
B-66008	T25	100
B-66014	T30	100



Part Number	Size	Length
B-66020	SL4.0	100
B-66036	SL5.5	100
B-66042	SL6.5	125
B-66058	SL8	150

GO THROUGH SCREW DRIVER

SIZE: (mm)



Part Number	Size	Length
B-66064	PH1	80
B-66070	PH2	100
B-66086	PH3	150



Part Number	Size	Length
B-66092	PZ1	75
B-66101	PZ2	100
B-66117	PZ3	75

UTILITY KNIVES

Part Number	Description
B-65785	Utility Knife



Part Number	Description
B-65501	Folding Utility Knife



Part Number	Description
B-65517	10's Knife Blades Set



HAMMER

Part Number	Description
B-65779	Smooth Face Claw 20 oz



WRENCH SET ASSORTMENT

PASS THRU, ADJUSTABLE WRENCH

SIZE: (mm & inches)



Part Number	Description	Content
B-65458	Adjustable Wrench	200
	3/8" socket	10 mm (3/8"), 11 mm (7/16"), 12 mm (15/32"), 13 mm (1/2"), 14 mm (9/16"), 15 mm (19/32"), 16 mm (5/8"), 17 mm (11/16"), 18 mm (23/32"), 19 mm (3/4")

WRENCH SET ASSORTMENT

PASS THRU SOCKET SET

SIZE: (mm & inches)



Part Number	Description	Content
B-65595	14 pcs set	Pass thru Socket: 10, 11, 12, 13, 14, 15, 16, 17, 18, 19 mm, Socket Adapter: 1/4", 3/8" Pass thru extension bar: 75 mm, Ratchet handle (Pass thru handle straight)
B-65604	12 pcs set	Pass thru sockets 1: 10, 11, 12, 13, 14, 15, 16, 17, 18, 19 mm, Pass thru sockets 2: 3/8", 7/16", 1/2", 9/16", 5/8", 11/16", 3/4" Socket Adapter: 1/4", 3/8" Pass thru extension bar: 75 mm, Ratchet handle (Pass thru handle straight)

SOCKETS

PASS THRU SOCKET

SIZE: (mm & inches)



Part Number	Size	Part Number	Size
B-65458	10	B-65698	15
B-65654	11	B-65707	16
B-65660	12	B-65713	17
B-65676	13	B-65729	18
B-65682	14	B-65735	19

PASS THRU WRENCHES & EXTENSION BAR

Locking Flex Handle
Part No. B-65626



Straight Handle
Part No. B-65610



Extension Bar
Part No. B-65632



WRENCHES SET

SIZE: (mm & inches)

Part Number	Description	Content
B-65589	1/2" SQ 23 pcs set	84T Ratchet, Adapter to 3/8" SQ, Universal joint, Sockets: 10 mm to 24 mm, 27, 30, 20 mm, Extension bar: 5" & 10"
B-65573	3/8" SQ 23 pcs set	84T Ratchet, Adapter to 1/2" SQ, Sockets: 8 mm to 20 mm, Middle Sockets: 8, 10, 13, 16, 17, 19 mm, Extension bar: 3" & 6"
B-65567	1/4" SQ 34 pcs set	84T Ratchet, Bit Adapter, Slide T Bar, Sockets: 4, 4.5, 5, 5.5, 6, 7, 8, 9, 10, 11, 12, 13 mm, Deep Sockets: 5, 6, 7, 8, 9, 10, 11, 12, 13 mm, Extension bar: 3" & 6", T bits: T8, T10, T15, T20, T25, T27, T30, T40 x 25 mm.
B-65551		5's Double Box Wrench Set 8 x 9, 10 x 11, 12 x 13, 14 x 15, 18 x 19 mm
B-65523		8's Double Ratchet Wrench Set 8, 10, 12, 13, 14, 15, 17, 19 mm
B-65545		5's Flare Nut Wrench Set 9 x 11, 10 x 12, 13 x 14, 15 x 17, 16 x 18 mm
B-65539		9's Combination Wrench Set 8, 10, 12, 13, 14, 15, 16, 17, 18 mm
B-65894		9's Hex. Key Wrench Set 1.5, 2, 2.5, 3, 4, 5, 6, 8, 10 mm

WRENCHES SET

ADJUSTABLE WRENCH

SIZE: (mm)

Part Number	Size
B-65414	150 mm
B-65420	200 mm
B-65436	250 mm
B-65442	300 mm



LOCKING & ADJUSTABLE WRENCH



Part Number
B-65470

RATCHET TAP & DIE HANDLE



Part Number
B-65866

RATCHET TAP & DIE SET

40 PCS



Part Number
B-65838

TAP ADAPTER



Part Number
B-65872

TWIST LOCK DIE ADAPTER



Part Number
B-65888

PLIERS

WATER PUMP PLIER

Box Joint

Part Number	Size
B-65741	180 mm
B-65757	240 mm
B-65763	300 mm



Part Number	Size
B-65486	250 mm
B-65492	300 mm



CUTTERS

AVIATION SNIP BULLDOG

Part Number
B-65470



AVIATION SNIP CUTS STRAIGHT

Part Number
B-65470



AVIATION SNIP CUTS RIGHT

Part Number
B-65470



AVIATION SNIP CUTS LEFT

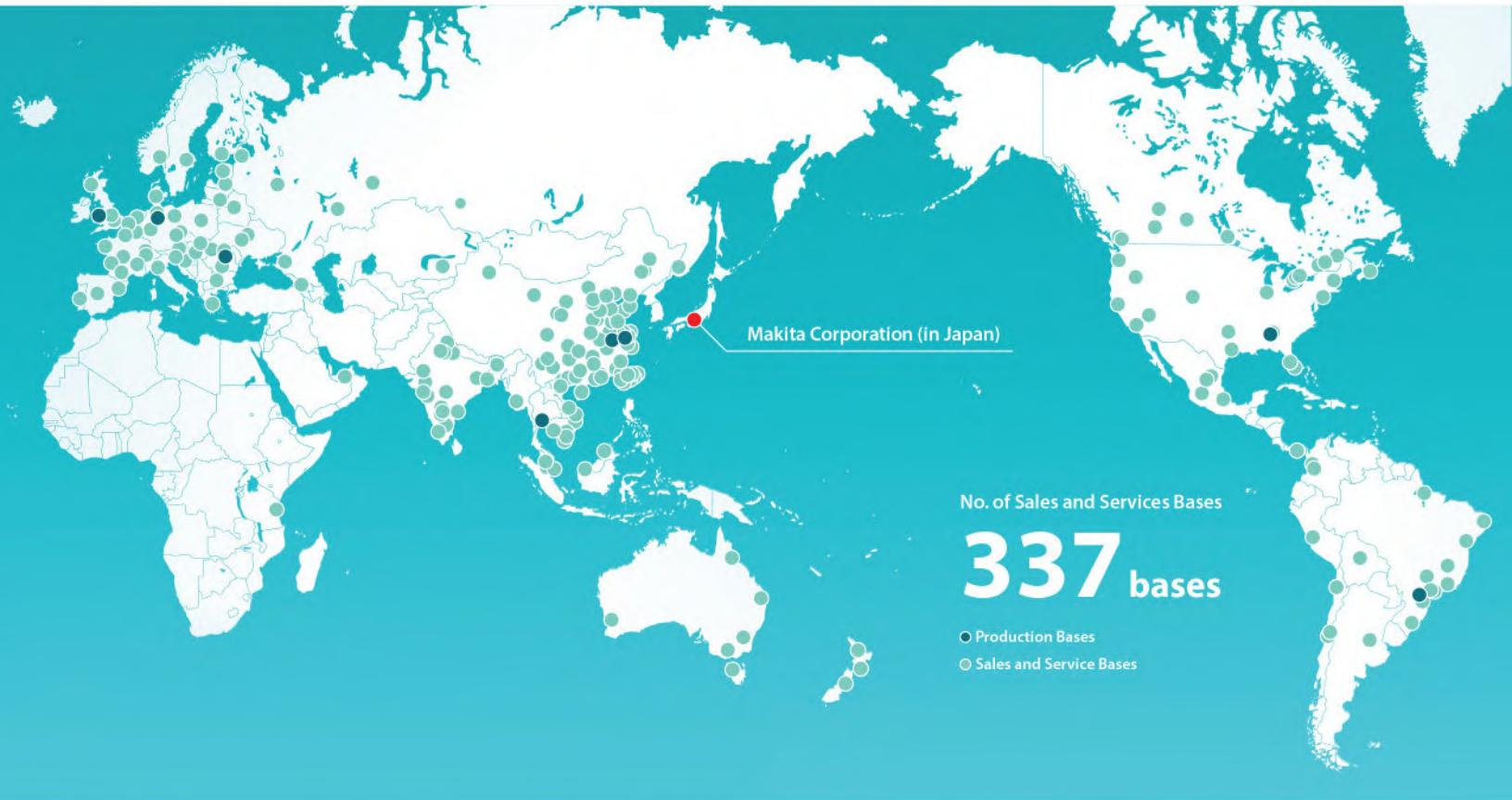
Part Number
B-65470



Makita - A Global Brand

Makita have established directly operated business bases in about 50 countries around the world, and have upgraded our sales network in over 170 countries and after-sales service capabilities to become one of the leading companies in our industry. In addition, Makita is producing power tools and OPE in China, Romania, Thailand, U.K., Brazil, U.S. and Germany. Currently, about 90% of our group's manufacturing work in terms of production volume is carried out overseas.

Makita's worldwide sales and service network, as well as the stable, high production quality ensured at its plants worldwide, are the embodiment of the Makita brand.



JAPAN

Makita Corporation Headquarters



JAPAN

Okazaki Plant



U.S.A.

U.S. Plant



UNITED KINGDOM

U.K. Plant



ROMANIA

Romania Plant



GERMANY

Germany Plant



BRAZIL

Brazil Plant



CHINA

China Plant (MCC)



CHINA

China Plant (MKC)



THAILAND

Thailand Plant



Makita

CXT

LXT

XGT

AWS XPT DXT BL MOTOR AVT ADT AFT



AVAILABLE AT:

maktec
by Makita

Makita
mt